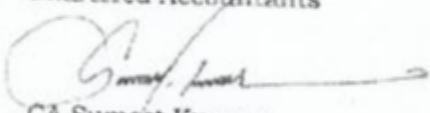


AUDIT REPORT

We have audited the attached Balance Sheet of **RAMDEO YADAV, KUNTI COMPLEX, JHALPO ROAD, PO- JHUMRI TELAIYA, DIST- KODERMA, JHARKHAND - 825409** for the year ended on 31st March 2017 and also the Profit & Loss Account for the same period. This financial statement is the responsibility of the concern. Our responsibility is to express an opinion on this financial statement based on our audit and report that:-

- (a) The aforesaid Balance Sheet, Profit & Loss Account are in agreement with the books of accounts.
- (b) In our opinion and to the best of our information and according to the Explanation given to us, the aforesaid Balance Sheet and Profit & Loss Account give a true and fair view :-
 - (i) In the case of Balance Sheet of the state of affairs of the concern as on 31.03.2017;
 - (ii) In the case of Profit & Loss Account of the net profit or loss for the year as on that date.

For M/S N. K. KEJRIWAL & CO.
Chartered Accountants


CA Sumet Kumar
Partner
M.No.410224

Place : RANCHI.
Dated : 25.08.2017

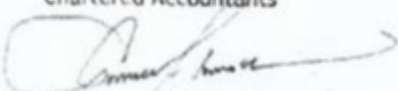
RAMDEO YADAV
KUNTI COMPLEX, JHALPO ROAD,
PO- JHUMRI TELAIYA, DIST.- KODERMA 825409

BALANCE SHEET AS ON 31ST MARCH, 2017

LIABILITIES	AMOUNT	ASSETS	AMOUNT
<u>PROPRIETORS CAPITAL ACCOUNT</u>	35,70,817.50	<u>FIXED ASSETS</u>	
(As per Schedule -1)		Furniture	17,618.00
		Less : Depreciation	1,762.00
			15,856.00
<u>CURRENT LIABILITIES & PROVISIONS</u>		Office Equipment	19,349.00
Sundry Creditors	62,46,208.00	Less : Depreciation	2,902.00
Expenses Payable	41,150.00		16,447.00
Audit Fee Payable	5,000.00	Electical Equipments	15,697.00
		Less : Depreciation	2,355.00
			13,342.00
		Computer	6,856.00
		Less : Depreciation	4,114.00
			2,742.00
		Tools & Equipments	25,658.00
		Less : Depreciation	3,849.00
			21,809.00
		TDR with HDFC Bank	5,14,474.00
		TDR with Bank of India	7,31,920.00
		TDR with Union Bank of India	8,10,707.00
		TDR with Central Bank of India	3,22,111.00
		Investment in Shiv Shakti Enterprises	4,31,317.50
		<u>CURRENT ASSETS</u>	
		Closing WIP	66,16,250.00
		State Bank of India (SB-11439544431)	5,726.00
		Union Bank of India (CA-50349)	2,63,168.00
		HDFC Bank (SB-17421000032611)	24,622.00
		HDFC Bank (CA-17422000000693)	21,468.00
		Cash In Hand	51,216.00
	98,63,175.50		98,63,175.50

In term of our Audit Report of even date

For N. K. KEJRIWAL & CO.
Chartered Accountants


CA. Sumeet Kumar
Partner
M. No. 410224

Place : RANCHI.
Dated : 25.08.2017


RAMDEO YADAV
KUNTI COMPLEX, JHALPO ROAD,
PO- JHUMRI TELAIYA, DIST.- KODERMA 825409

PROFIT & LOSS ACCOUNT FOR THE YEAR ENDED ON 31ST MARCH 2017

PARTICULARS	AMOUNT	PARTICULARS	AMOUNT
To: Opening WIP	16,13,711.00	By Sales/ Receipts	62,49,867.00
- Purchases	88,59,542.00	- Closing WIP	66,16,250.00
- Consumables	1,31,762.00		
- Wages	10,31,713.00		
- Freight	1,31,782.00		
- Repair & Maintenance	98,756.00		
- Gross Profit c/d	9,98,851.00		
	<u>1,28,66,117.00</u>		<u>1,28,66,117.00</u>
To Salaries	4,21,720.00	By Gross Profit b/d	9,98,851.00
- Rent	24,000.00	- Interest on FDR	1,91,158.00
- Electricity Expenses	9,316.00	- Interest on SB A/C *	1,756.00
- Postage & Courier	2,587.00	- Other income	6,750.00
- Printing & Stationery	15,210.00	- <u>Income from Shiv Shakti Enterprises</u>	
- Travelling Expenses	21,716.00	Salary	80,401.00
- Telephone Expenses	9,217.00	Interest on Capital	38,008.00
- Blue Print & Map Charges	72,250.00	Share of Profit	6,172.50
- Bank Charges	2,156.00		
- Office Expenses	19,213.00		
- Legal Charges	24,000.00		
- Accounting Charges	24,000.00		
- Audit Fee	5,000.00		
- Depreciation	14,982.00		
	<u>6,57,729.50</u>		
o Net Profit	<u>13,23,096.50</u>		<u>13,23,096.50</u>

In term of our Audit Report of even date

For N. K. KEJRIWAL & CO.
Chartered Accountants


CA. Sumeet Kumar
Partner
M. No. 410224

Place : RANCHI.
Dated : 25.08.2017

RAMDEO YADAV
KUNTI COMPLEX, JHALPO ROAD,
PO- JHUMRI TELAIYA, DIST.- KODERMA 825409

Schedule -1 : Capital Account as on 31st March 2017

PARTICULARS	AMOUNT	PARTICULARS	AMOUNT
To Drawings	1,30,000.00	By Opening Balance	32,87,905.00
To LIP	2,25,700.00	By Net Profit for the year	6,57,729.50
To IDS	19,117.00		
To Closing Balance	35,70,817.50		
	<u>39,45,634.50</u>		<u>39,45,634.50</u>

8