

REENA DEVELOPERS PRIVATE LIMITED
STATEMENT OF BALANCE SHEET AS ON 31st MARCH, 2020

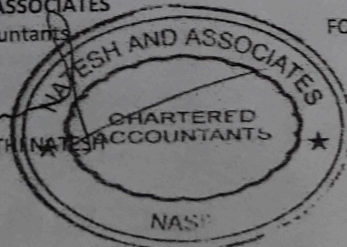
AY 2020-21

PARTICULARS	NOTE NO.	AS ON	AS ON
		31.03.2020 (₹)	31.03.2019 (₹)
I EQUITIES AND LIABILITIES			
1 SHARE HOLDER'S FUND			
Share Capital	1	100,000	100,000
Reserves & Surplus	2	1,088,400	683,971
2. NON CURRENT LIABILITIES			
Long Term borrowings	3	14,137,324	10,320,440
Deferred Tax Liabilities (Net)		-	-
3 CURRENT LIABILITIES	4		
Short Term Borrowings		-	-
Trade Payables		80,629,436	69,340,126
Short Term Provisions		787,402	955,472
Other Current Liabilities		-	11,000
TOTAL (₹)		96,742,563	81,411,008
II ASSETS			
1 NON-CURRENT ASSETS			
Fixed Assets		-	-
i) Tangible Assets		4,063,050	-
ii) Capital WIP		-	-
ii) Deferred Tax Assets		37,593	-
Non- Current Investments		-	-
2 CURRENT ASSETS	5		
Inventories		87,053,610	70,922,479
Trade Receivables		-	-
Cash & cash equivalent		4,839,616	4,633,369
Short Term loans and Advances		695,005	5,855,160
Other current assets		53,690	-
TOTAL (₹)		96,742,563	81,411,008

Significant accounting policies and Notes forming an integral part of the Accounts 11

As per our report of even date attached
For NATESH & ASSOCIATES
Chartered Accountants
FRN: 106957W

CA RAMAMURTHI NATESH
Proprietor
M. No. 036481
Place: NASIK
Date : 02nd December 2020



FOR AND ON BEHALF OF BOARD OF DIRECTORS
For Reena Developers Pvt. Ltd.

Rajul
Director
Raju H Nirala
DIN-06969040

Mathur D Prasad
Director
Mathur D Prasad
DIN-06969044

REENA DEVELOPERS PRIVATE LIMITED
STATEMENT OF PROFIT & LOSS FOR THE YEAR ENDED 31st MARCH 2020

AY 2020-21

PARTICULARS	Note No.	31.03.2020 (₹)	31.03.2019 (₹)
I Revenue from Operations			
a) Sale of Services			
II Other Income		9,180,813	5,256,000
III TOTAL REVENUE (I+II)		9,180,813	5,256,000
IV EXPENSES			
Cost of Raw Material Consumed			
Purchase of Stock in trade	6	18,103,219	26,897,945
Change in Inventories of Finished goods, Work in progress, Stock in trade.	7	(16,131,131)	(26,883,564)
Employee Benefit Expenses	8	700,000	1,850,000
Financial Expenses		349,029	-
Depreciation and Amortisation of Preliminary Expenses	9	603,673	-
Other Expenses	10	4,969,942	2,984,755
TOTAL (₹)		8,594,732	4,849,136
V Profit before Exceptional and extraordinary Items and Tax (III-IV)		586,081	406,864
VI Exceptional Items		-	-
VII Profit before extraordinary Items and Tax		586,081	406,864
VIII Extraordinary Items		-	-
IX Profit before Tax (VII-VIII)		586,081	406,864
X TAX EXPENSES			
1 Current Tax		189,975	86,000
2 Deferred Tax		(37,593)	-
3 Short / Excess Provision for Income Tax W/off		29,270	-
XI Profit (loss) for the period from continuing Operations (VII-VIII)		404,429	320,864
XII Profit (loss) for the period from discontinuing Operations		-	-
XIII Tax Expenses of discontinuing Operations		-	-
XIV Profit (loss) for the period from discontinuing Operations (After tax (XII- XIII))		-	-
XV Profit / (loss) for the period (XI + XIV)		404,429	320,864
XVI Earning per share			
1) Basic in ₹		40.44	32.09
2) Diluted in ₹		-	-

Significant accounting policies and Notes
forming an integral part of the Accounts

11

As per our Report of even date attached

For NATESH & ASSOCIATES

Chartered Accountants

FRN/106957W

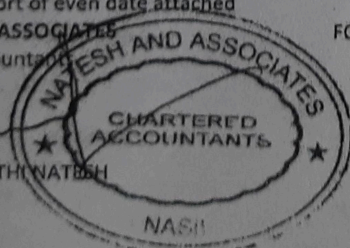
CA RAMAMURTHI NATESH

Proprietor

M. No. 036481

Place: NASIK

Date : 02nd December 2020




FOR AND ON BEHALF OF BOARD OF DIRECTORS

For Reena Developers Pvt. Ltd.

Raju H Nirala
Director
DIN-06969040

Mathu D Prasad
Director
DIN-06969044

Particulars	31.03.2020	31.03.2019
NOTE 1: SHARE CAPITAL		
Authorised Share capital		
10,000 equity Shares of ₹ 10/- each	100,000	100,000
<u>Issued, Subscribed & paid up</u>		
10,000 Equity shares of ₹ 10/- each fully paid	100,000	100,000
TOTAL (₹)	100,000	100,000
NOTE 2: SURPLUS		
Opening Balance		
(+) Net Profit/(Net Loss) For the current year	683,971	363,107
(+) Transfer from Reserves	404,429	320,864
(-) Interim Dividends	-	-
(-) Transfer to Reserves	-	-
Closing Balance		
TOTAL (₹)	1,088,400	683,971
NOTE 3: LONG TERM BORROWINGS		
<u>Secured Loan</u>		
ICICI Shop Loan	1,510,767	
Toyota Fortuner Loan	2,306,117	
Raju Nirala & Mathur Prasad (Unsecured Loan)	10,320,440	10,320,440
TOTAL (₹)	14,137,324	10,320,440
NOTE 4: CURRENT LIABILITIES		
<u>Trade Payables</u>		
Advances from Customers	73,919,085	59,324,684
Sundry Creditors	6,710,352	10,015,441
TOTAL (₹)	80,629,436	69,340,126
<u>Short Term Provisions</u>		
Audit Fees Payable	25,000	25,000
GST Payable (Jharkhand)	537,287	871,584
GST Payable (Nashik)	35,140	(27,112)
Income Tax Payable	189,975	86,000
TOTAL (₹)	787,402	955,472
<u>Other current liability</u>		
Rajesh Kumar	-	11,000
TOTAL (₹)	-	11,000
Note 5 : CURRENT ASSETS		
<u>Inventories</u>		
Plot 15A at Nasik Sivar	-	-
Plot 15B at Nasik Sivar	-	-
Plot 31+32 Nashik (Kokani)	5,336,244	5,336,244
Plot 812 (Hiralal)	10,789,100	8,692,000
WIP - Raj Shree Bungalow (Nashik)	5,977,064	-
WIP - Rajshree Hazaribagh	28,294,646	26,053,946
WIP - Raj Palace-Ashoka Marg	2,687,000	14,244,169
WIP- Rajlaxmi A+B	33,969,556	16,596,120
TOTAL (₹)	87,053,610	70,922,479
<u>Cash & Cash Equivalent</u>		
Dombivali Nagari Sahakari Bank A/c No CD/400	1,181,753	2,655,920
ICICI Bank A/c No. 001487	301,507	-
ICICI Bank A/c No. 00079	107,566	95,527
Canara Bank A/c No. 1453	1,233,466	717,212
Cash In Hand	2,015,323	1,164,711
TOTAL (₹)	4,839,616	4,633,369
<u>Deposits And Loans & Advances</u>		
Jitendra Nerkar	-	2,789,000
Lokeshkumar Satyapraksh D	1,650,000	1,650,000
Aaykar Sampark Kendra Ltd- Abishek	8,455	63,600
Mrs. Chanda	200,000	200,000
TDS	-	52,560
Security Deposit (Raj Suprabha)	1,600,000	1,100,000
Mathur Prasad	(1,663,400)	-
Raju Nirala	(1,100,050)	-
TOTAL (₹)	695,005	5,855,160
<u>Deposits And Loans & Advances</u>		
Refund Receivable (2018-19)	23,850	-
TCS on vehicle	29,840	-
TOTAL (₹)	53,690	-



Particulars	31.03.2019	31.03.2018
NOTE 6: PURCHASES		
Plot 1749, Hajariabagh (Rajlaxmi A+B)	-	-
Gst purchase 18%	4,363,955	8,180,086
Lift expenses	-	15,000
Sliding Window	-	57,700
URD Purchases	-	9,556
Gst purchase 28%	1,489,063	1,866,631
Gst purchase 12%	-	20,848
Gst purchase 5%	16,686	2,580
Plot No. 31	-	2,668,122
Plot No. 32	-	2,668,122
Plot purchased 812	2,097,100	8,692,000
Plot No. 43	2,667,992	-
Plot No. 44	3,309,072	-
ITC Availed	(574,481)	-
Bricks	469,120	235,000
Gypsum Power	-	-
Hardware & Painting Material	70,174	400,000
Metal	-	30,000
Cement	1,214,345	19,800
Plywood Timber & Door Material	113,945	100,000
Sand, Murum, Khadi & Reti	701,682	800,000
Pipes and Tubes	-	-
Steel	777,894	1,032,500
Tiles & Marbles	1,386,672	100,000
TOTAL (₹)	18,103,219	26,897,945

NOTE


Opening Stock of Finished Goods	70,922,479	44,038,915
Less: Closing Stock of Finished goods	87,053,610	70,922,479
TOTAL (₹)	(16,131,131)	(26,883,564)

NOTE 8: EMPLOYEE BENEFIT EXPENSES

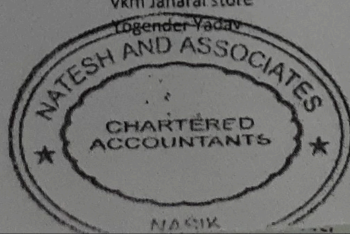
Salary and Wages	700,000	1,850,000
TOTAL (₹)	700,000	1,850,000

NOTE 9: OTHER EXPENSES

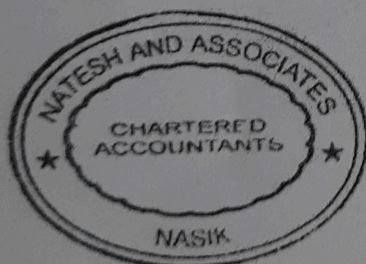
Audit Fees	25,000	15,000
Administrative Charges	4,560	-
Bank Charges	8,549	2,440
Battery & Generator Expenses	54,150	93,000
Boring Expenses	105,900	-
Civil Report Charges	236	-
Comission Paid	20,000	-
Electricity Expenses	27,030	-
Elevators	200,000	-
Hardware And Electricity Expenses	231,895	-
ICB Expenses	195,000	-
Labour Charges	1,321,200	-
Motor Expenses	15,000	-
Insurance	97,438	-
Plaster Expenses	-	825,000
Freight Expenses	-	4,050
GST and other Late Filing Fees	8,770	-
Other Expenses	210	-
Contract Expenses	-	1,678,000
Miscellaneous Expenses	6,349	15,150
NMC Developments Charges	870,293	-
Painting Expenses	-	82,119
Plumbing Expenses	-	200,000
Professional Fees	497,654	43,980
RCC Expenses	1,202,675	-
Tax expenses	-	850
Travelling Expenses	50,500	25,166
Water Tax NMC	27,533	-
TOTAL (₹)	4,969,942	2,984,755



Particulars	31.03.2020	31.03.2019
GROUPINGS TO NOTE 4: CURRENT LIABILITIES		
TRADE PAYABLES		
Adison Granito Pvt.Ltd.	(287,459)	-
Amit kumar Bubna	190,415	190,415
Anuj kumar	(180,000)	-
Anup Mehta	8,000	8,000
Aqval Ceramic	(503,620)	-
Ashapura Hardware And Plywood	(150,000)	-
Ashok Kumar Singh	2,666	2,666
Balu Gaware	3,300	-
Calcutta cycle Store	5,000	5,000
Ceramic House	174,712	-
Deep Ceramic	(45,000)	-
Dinesh Kantilal Shah	7,300	7,300
Hiralal	373,260	433,260
Jagdamba Hardware	47,889	-
Jasbir Singh Bagga	665,943	665,943
Jharkand Hardware	28,929	28,929
Kamalesh kumat	8,200	8,200
Lakshman Yadav	(200,000)	-
lalit kumar Jain	6,100	6,100
Land Garce	556,700	-
Manoj Kumar Ranjan	(100,000)	-
Marvellous Graphics	(110,000)	-
M/s Tanvir & Company	96,677	-
Munnillal prasad	618,975	(75,000)
Nilesh Ashok	200,000	-
Nirajan Prasad	(50,000)	(50,000)
Om Sai Rewinding	54,150	-
Panchaksharis professtional Academy Pvt. Ltd.	69,502	69,502
Pankaj kumar	609,801	609,801
Pankaj Metals	87,677	-
Pankaj Vasant	(26,500)	-
Penna Cement	47,500	-
Power Link Engineers LLP	(100,000)	(100,000)
Rahul Marble	(495,918)	(495,918)
Rajesh kumar tulsyan	43,250	43,250
Rahul Agency	(300,000)	-
Sailesh Kumar	-	25,239
Sanjay Kumar	-	124,900
Sri Langat Baba steels Pvt Ltd.	-	261,418
S S marble	-	219,470
Sudhir Kumar	-	296,427
Sunil Chaurasiya	-	18,350
suresh Kumar	-	3,710,840
Sachin Enterprises	379,195	-
Sai Kripa Enterprises	(40,000)	-
Sakir	(70,000)	-
Sandeep Vishwakarma	200,000	-
Sanjay kirshan kumar	124,900	-
Shailes Kumar	25,239	-
shree Electrical And hardware	9,264	-
Sai Ganesh Hardware	(70,000)	(70,000)
Shree Steel Corporation	105,132	105,132
Shree Sai Aluminium	54,076	104,076
Shree Sai Buildcon & Hardware	34,800	34,800
Shyam Lamination Door	13,995	-
SM Sale	(70,500)	-
Sri Durga Steel	2,232,175	2,232,175
Sri Langat Baba steels Pvt Ltd.	261,418	-
S S marble	219,470	-
Sudhir Kumar	296,427	-
sunil Kumar Chourasi	18,350	-
suresh Kumar	3,710,838	-
Sushant Jadhav	37,000	-
Tanveer Singh	45,754	45,754
Teja Marbles	23,162	56,162
Tushar Supdu Surse	94,400	94,400
Ultratech Cement	-	(210)
Un enterprises	5,500	5,500
Upendra Ram	(3,213,228)	(132,973)
Vardhaman Agencies MH	7,850	7,850
Vardhaman Gandhi	7,850	7,850
vijay Kailash Mandal	(250,000)	-
vkm Janaral store	(200,000)	-
	1,359,835	1,510,835
TOTAL (₹)	6,710,351	10,015,441



Particulars	31.03.2020	31.03.2019
ADVANCES FROM CUSTOMERS		
Parameshwar Yadav 20		178,571
RAJSHREE		
Rajshree Flat No.101 Arun Kumar	2,637,267	2,487,267
Rajshree Flat No.102 Rubi Rani	401,786	401,786
Rajshree Flat No.103 Nakul Prasad	2,267,650	2,267,650
Rajshree Flat No.104 Ragini Kumari	3,095,355	3,095,355
Rajshree Flat No.201 Babita Kumari	2,050,229	2,050,229
Rajshree Flat No. 202 Misry Lal	400,000	400,000
Rajshree Flat No.204 Kaushlya Devi	1,459,918	1,459,918
Rajshree Flat No.301 Ravi	184,000	184,000
Rajshree Flat No.302 Kanak Lata	(907,000)	(907,000)
Rajshree Flat No.302 Shweta Kumari	573,929	573,929
Rajshree Flat No.303 Lalan Singh	2,257,250	2,257,250
Rajshree Flat NO.304 Pramod Singh	336,694	336,694
Rajshree Flat No.401 Pramila Gupta	1,714,286	1,714,286
Rajshree Flat No 403 Nitu Kumari	3,007,143	3,007,143
Rajshree Flat No.404 Suresh Prasad	317,000	317,000
Rajshree Flat No.502 Sunil Kumar	1,462,176	1,462,176
Rajshree Flat No.503 Yogendra Prasad	2,552,343	2,552,343
Rajshree Flat No.602 Parmanand Sewak	2,450,000	2,300,000
Rajshree Flat No 603 Upendra Ram	2,700,000	2,700,000
Rajshree Flat No.604 Madhumita Dayal	2,009,946	1,829,946
RAJ LAXMI-A		
Rajlaxmi A 102 Ameet Kumar	1,964,278	1,964,278
Raj Laxmi-A-103-Basanti Devi	2,789,835	2,351,896
Raj Laxmi-A-201-Rajendra Kumar	89,286	89,286
Raj Laxmi-A-202-Munna Shrivastava	357,143	357,143
Rajlaxmi A 202 Savitri Devi	1,996,429	1,696,248
Raj Laxmi-A-203-Rajhans/ Pragya Kumari	1,993,750	893,750
Raj Laxmi-A-301-Abhishek Kumari	100,000	-
Raj Laxmi-A-302-Chanchal Sinha	2,101,000	-
Raj Laxmi-A-302-Lanan Prasad	151,000	151,000
Raj Laxmi-A-303-Sachin Gupta	90,179	90,179
Raj Laxmi-A-303-Yodhan Yadav	214,286	214,286
Raj Laxmi-A-402-Arvind Kumar/Sangita	2,558,929	1,458,929
Raj Laxmi-A-403-Nitu Gupta	1,960,714	1,160,714
Rajlaxmi-A -501 Rinki Raj	1,292,857	892,857
Raj Laxmi-A-502-Rajeshwar	2,412,500	2,062,500
Raj Laxmi-A-503-Hemlata Singh	2,000,000	-
Raj Laxmi-A-603-Nevedita Singh	200,001	-
Raj Laxmi-Shop No.1-Chotelal Prasad	221,429	221,428
Raj Laxmi-Shop No.2-Bhunjari Devi	300,000	-
Raj Laxmi-Shop No.2-Yogendra Prasad	300,000	300,000



RAJ LAXMI-B

Raj Laxmi-B-101 Asha Kumar	1,000,000	-
Raj Laxmi-B-102	1,000,000	-
Raj Laxmi-B-104	1,875,000	-
Raj Laxmi B- 104 Manoj Kumar Ranjan	78,571	178,571
Raj Laxmi-B-302-Manoj Kumar	45,536	45,536
Rajlaxmi B 201 Prabhudev Thakur	1,124,995	625,000
Rajlaxmi B -202 Mamta Kumari	803,571	803,571
Rajlaxmi B 204 Satish Deshbandho	1,114,281	614,286
Rajlaxmi B 303	1,700,000	-
Rajlaxmi B 403	300,000	-
Rajlaxmi B-404 Janki Devi	189,286	189,286
Rajlaxmi B-404	300,000	-
Rajlaxmi B-501	1,000,000	-
Rajlaxmi B-502	50,000	-
Rajlaxmi B-503	400,000	-
Rajlaxmi B-504	799,000	-
Rajlaxmi B-603	100,000	-
Rajlaxmi B-604	601,000	-
GST Collected	(2,044,577)	-

RAJ PALACE


Raj Palace- Flat No.1-Manoj Musle	-	539,006
Rajpalace Flat No. 02 Amol Kadore	2,646,000	2,646,000
Raj Palace-Flat No.3-Jyoti Dilip Rao	(414,680)	2,272,501
Raj Palace-Flat No.4-Vidya R. Balkawde	549,720	549,720
Raj Palace Flat No.5 Smita Yadav Decore	(162,000)	2,538,000
Raj Palace-Flat No.6-Sachin Ghuge	673,935	673,935
Raj Palace-Flat No.7-Kashinath Vakhare	-	2,719,630
Raj Palace-Flat No.8-Govind Singh	-	356,606
GST Collected	(75,140)	-

RAJ SAKSHI

Nipanshu Lata	100,000	-
---------------	---------	---

RAJ VILLA ROW BUNGALOW

B-1	1,000,000	-
B-3	300,000	-
B-4&5	3,001,000	-
B-6	1,800,000	-
TOTAL (₹)	73,919,085	59,324,684



B. NOTES TO ACCOUNTS

1 In the opinion of the assessee, all current assets and loans and advances have a value on realisation in the ordinary course of business, at least equal to amount at which they are stated.

2 Disclosure pursuant to Note no. 1 of Part I of Schedule III to the Companies Act, 2013

Sr. No.	Name of Shareholder	No. of Shares held	% of Holding
1	Raju Nirala	5,000	50.0%
2	Mathur Prasad	5,000	50.0%
		10,000	100%

Disclosure pursuant to Note no. 1 of Part I of Schedule III to the Companies Act, 2013

Sr. No.	Particulars	Equity Shares	
		Number	₹
1	Shares outstanding at the beginning of the year	10,000	100,000
2	Shares Issued during the year	-	-
3	Shares bought back during the year	-	-
4	Shares outstanding at the end of the year	10,000	100,000

3 The balance of Debtors, Creditors, Loans given and Loans taken are reported in the Balance sheet as per books of accounts of the company.

4 In view of Accounting Standard 20 on "Earning per share" issued by "The Institute of Chartered Accountants of India", the following are the disclosures in respect of the calculation of earnings per share:

Particulars	31-Mar-20	31-Mar-19
a) Numerator		
Profit / (loss) after Tax	404,429	320,864
b) Denominator		
Weighted average number of equity Shares	10,000	10,000
c) Earnings per share		
EPS= $\frac{\text{Numerator}}{\text{Denominator}}$	40.44	32.09
d) Nominal Value of Equity Share	₹ 10/-	₹ 10/-

5 Related Party Disclosure

a) List of Key Management

Raju H Nirala

Mathur D Prasad

b) Enterprises owned or Significantly influenced by key management personnel or their relatives (Eihter Individually or with Other)

