


PRAHLAD BUILDERS AND ASSOCIATES PRIVATE LIMITED
CIN : U45201JH2009PTC013467
BALANCE SHEET AS AT 31/03/2017

Particulars	Note	31/03/2017	31/03/2016
EQUITY AND LIABILITIES			
Shareholders' funds			
Share capital	2.1	1200000.00	1200000.00
Reserves and surplus	2.2	15618047.57	12511344.20
Money received against share warrants		-	-
		16818047.57	13711344.20
Share application money pending allotment		-	-
Non-current liabilities			
Long-term borrowings		-	-
Deferred tax liabilities (Net)		-	-
Other Long term liabilities		-	-
Long-term provisions		-	-
		0.00	0.00
Current liabilities			
Short-term borrowings	2.3	1100000.00	1100000.00
Trade payables		-	-
Other current liabilities	2.4	18165736.00	14187962.00
Short-term provisions	2.5	1233056.00	827329.00
		20498792.00	16115291.00
TOTAL		37316839.57	29826635.20
ASSETS			
Non-current assets			
Fixed assets			
Tangible assets	2.6	26994.85	42044.00
Intangible assets		-	-
Capital work-in-progress		-	-
Intangible assets under development		-	-
		26994.85	42044.00
Non-current investments		-	-
Deferred tax assets (net)	2.7	26247.72	27358.00
Long-term loans and advances		-	-
Other non-current assets		-	-
		53242.57	69402.00
Current assets			
Current investments			
Inventories		-	-
Trade receivables	2.8	156500.00	167735.00
Cash and cash equivalents	2.9	6353120.00	6674915.00
Short-term loans and advances	3.0	22606753.00	14733953.20
Other current assets	3.1	500124.00	988630.00
	3.2	7647100.00	7192000.00
		37263597.00	29757233.20
TOTAL		37316839.57	29826635.20

In terms of our attached report of even date
 For K PANDEYA AND CO

CHARTERED ACCOUNTANTS
 FRN : 000135C

MANJEET KUMAR VERMA
 (PARTNER)
 M. NO. : 075926



For PRAHLAD BUILDERS AND ASSOCIATES PRIVATE
 LIMITED

NARENDER JIT SINGH
 (DIRECTOR)

(DIN : 01854418)

PRABHJOT KAUR
 (DIRECTOR)

(DIN : 01900047)

ON ACCOUNTS FOR THE YEAR ENDED MARCH 31, 2017

Share Capital

Particulars	In ₹	
	31/03/2017	31/03/2016
Authorised		
220000 (220000) Equity Shares of ₹ 10/- Par Value	2200000.00	2200000.00
Issued	2200000.00	2200000.00
120000 (120000) Equity Shares of ₹ 10/- Par Value	1200000.00	1200000.00
Subscribed	1200000.00	1200000.00
120000 (120000) Equity Shares of ₹ 10/- Par Value	1200000.00	1200000.00
Paidup	1200000.00	1200000.00
120000 (120000) Equity Shares of ₹ 10/- Par Value Fully Paidup	1200000.00	1200000.00
	1200000.00	1200000.00

2.2 Reserve and Surplus

Particulars	In ₹	
	31/03/2017	31/03/2016
Securities Premium Opening	4860000.00	4860000.00
	4860000.00	4860000.00
Profit and Loss Opening	7651344.00	6843384.00
Amount Transferred From Statement of P&L	3106703.57	807960.20
	10758047.57	7651344.20
	15618047.57	12511344.20

2.3 Short Term Borrowings

Particulars	In ₹	
	31/03/2017	31/03/2016
Other loans and advances		
Unsecured		
Loan From Narenderjit singh	1100000.00	1100000.00
	1100000.00	1100000.00

2.4 Other Current Liabilities

Particulars	In ₹	
	31/03/2017	31/03/2016
Income received in advance		
From Customers		
Advance From Customer	102000.00	102000.00
Other payables		
Tax Payable		
TDS		
Tds Payable	0.00	241120.00
Tds Payable (16-17)	246914.00	0.00
Other Current Liabilities		
Service Tax Payable	130395.00	85395.00
Outstanding Expenses	2781004.00	2831340.00
sundry creditor	9336450.00	9336450.00
Accounting Charges Payable	183601.00	143753.00
Outstanding Salary	21000.00	44040.00
Kumar Vikash	68464.00	68464.00
Audit Fee Payable	29051.00	0.00
Directors Remuneration Outstanding	377016.00	0.00
Vat Payable	73000.00	0.00
Mouzam Gear and Co	6000.00	76000.00
Parween Tiles (Stone and Chips)	300.00	300.00
Ratan Jalan	200000.00	200000.00
Aman Anand	891000.00	0.00
Jai Mateshwari Marble	13516.00	0.00
Md Eqbal Ansari	2000.00	2000.00
Orient Paints and Hardware	3035.00	0.00



Handwritten signature

Handwritten signature

anajeet	5420.00	0.00
Suresh Kr Singh	693000.00	0.00
Takrar Hussain	8940.00	0.00
Vinod Kr Pandey	2970000.00	0.00
TDS	23630.00	0.00
Jai Ram Sharma	0.00	2800.00
Aftab Alam	0.00	56686.00
Hema Singh	0.00	42900.00
J K Trading Corporation	0.00	81774.00
Jaaj Arts	0.00	21750.00
Jai Prakash Yadav	0.00	45500.00
Kelwin Elevators	0.00	461000.00
Shiv Mangal Enterprises	0.00	54956.00
Shree Shyam Steel	0.00	199843.00
Suprem Sanitary Stores	0.00	82923.00
Dasrath Prasad	0.00	6968.00
	18165736.00	14187962.00

2.5 Short Term Provisions

Particulars	In ₹	
	31/03/2017	31/03/2016
Tax Provision		
Current Tax		
Provision For Income Tax	1233056.00	827329.00
	1233056.00	827329.00

2.6 Tangible assets

Particulars	Gross				Depreciation					Impairment				Net	
	Openi ng	Additi on	Deduc tion	Closing	Openi ng	Durin g Perio d	Deduc tion	Othe r Adj.	Closing	Openi ng	During Period	Rever sal	Closing	Closi ng	Openi ng
Equipments															
Office Equipments															
OFFICE EQUIPMEN T	20000 0.00			200000.0 0	1797 84.00	1276 8.43			192552.4 3					7447. 57	2021 6.00
INVERTER		4600.0 0		4600.00		1500. 00			1500.00					3100. 00	
Total	20000 0.00	4600.0 0		204600.0 0	1797 84.00	1426 8.43			194052.4 3					1054 7.57	2021 6.00
Furniture and Fixtures															
AIR CONDITION	26100. 00			26100.00	5317. 00	5380. 72			10697.72					1540 2.28	2078 3.00
Total	26100. 00			26100.00	5317. 00	5380. 72			10697.72					1540 2.28	2078 3.00
Other Fixed Assets	24000. 00			24000.00	2295 5.00				22955.00					1045. 00	1045. 00
Grand Total	25010 0.00	4600.0 0	0.00	254700.0 0	2080 56.00	1964 9.15	0.00	0.00	227705.1 5	0.00	0.00	0.00	0.00	2699 4.85	4204 4.00
Previous	22400 0.00	26100. 00	0.00	250100.0 0	1644 54.00	4360 2.00	0.00	0.00	208056.0 0	0.00	0.00	0.00	0.00	4204 4.00	5954 6.00

2.7 Deferred Taxes

Particulars	In ₹	
	31/03/2017	31/03/2016
Deferred Tax Assets		
Fixed Assets	26247.72	27358.00
	26247.72	27358.00

2.8 Inventories

Particulars	In ₹	
	31/03/2017	31/03/2016
Work in Progress		
Work in Progress	156500.00	167735.00
	156500.00	167735.00

Jan

Anshu Kumar

Trade receivables

Particulars	31/03/2017	31/03/2016
Trade Receivable		
Unsecured considered good		
Exceeding Six Months		
GAGAN KUMAR	521000.00	521000.00
SANJAY PANDEY	3100000.00	3100000.00
TANVEER ALAM	504469.00	1052750.00
JAI KISHAN	1653500.00	1653500.00
DASHRATH	8200.00	8200.00
DECL	46000.00	46000.00
ABUL HASAN	3750.00	2000.00
RAJ KUMARI	181500.00	0.00
REKHA DEVI	84800.00	0.00
SEEMA RAJ	249901.00	0.00
RANJEET	0.00	5000.00
TAKRAR HUSSAIN	0.00	2500.00
VIJAY SAW	0.00	8000.00
JAI MATESWARI MARBLE	0.00	275965.00
	6353120.00	6674915.00

3.0 Cash and cash equivalents

Particulars	31/03/2017	31/03/2016
Cash in Hand	251474.00	88726.00
Balances With Banks		
Balance With Scheduled Banks		
Current Account		
CANARA BANK(0434)	3298397.00	278137.00
ICICI BANK	4230473.00	1496992.00
CANARA BANK (349)	5317.00	109387.00
KOTAK MAHINDRA	308436.00	301012.00
ICICI BANK (00167)	0.00	0.00
Others		
Bank Deposits with more than 12 Months maturity	11662656.00	12459699.20
Deposits with Financial Institution	2850000.00	0.00
	22606753.00	14733953.20

Details of Specified Bank Notes (SBN) held and transacted during the period from 8th November, 2016 to 30th December, 2016 as provided in the Table below:-


	SBNs	Other Denomination Notes	Total
Closing cash in hand as on 08-11-2016	104000.00	251461.00	355461.00
(+) Permitted receipts		65000.00	65000.00
(-) Permitted payments		64349.00	64349.00
(-) Amount deposited in Banks	104000.00		104000.00
Closing cash in hand as on 30-12-2016		252112.00	252112.00

Explanation : For the purposes of this clause, the term 'Specified Bank Notes' shall have the same meaning provided in the notification of the Government of India, in the Ministry of Finance, Department of Economic Affairs number S.O. 3407(E), dated the 8th November, 2016.

3.1 Short-term loans and advances

Particulars	31/03/2017	31/03/2016
Loans and advances to others		
Unsecured, considered good		
Aayakar Samadhan Kendra	100500.00	561597.00
TDS	22447.00	49856.00
NARENDERJEET SINGH	281304.00	281304.00
PRABHJHOT KAUR	95873.00	95873.00
	500124.00	988630.00

Jan




Prabhjhot Kaur


current assets

Particulars	31/03/2017	31/03/2016
ADVANCE FOR LAND	7192000.00	7192000.00
ADVANCE INCOMETAX	150000.00	0.00
ADVANCE SALARY	5100.00	0.00
PAWAN KR SAHU	300000.00	0.00
	7647100.00	7192000.00


In terms of our attached report of even date
For K PANDEYA AND CO

CHARTERED ACCOUNTANTS
FRN : 000135C

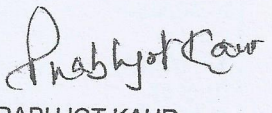

MANJEET KUMAR VERMA
(PARTNER)
M. NO. : 075926



For PRAHLAD BUILDERS AND ASSOCIATES PRIVATE
LIMITED


NARENDER JIT SINGH
(DIRECTOR)

(DIN : 01854418)


PRABHJOT KAUR
(DIRECTOR)

(DIN : 01900047)


PRAHLAD BUILDERS AND ASSOCIATES PRIVATE LIMITED
CIN : U45201JH2009PTC013467
STATEMENT OF PROFIT AND LOSS FOR THE YEAR ENDED 31/03/2017

In ₹

Particulars	Note	31/03/2017	31/03/2016
Revenue from operations	3.3	13382620.00	22389594.00
Other income	3.4	858227.00	1056327.27
Total Revenue		14240847.00	23445921.27
Expenses			
Cost of materials consumed		-	-
Purchases of Stock-in-Trade	3.5	1999084.00	10131439.00
Changes in inventories of finished goods work-in-progress and Stock-in-Trade	3.6	11235.00	4889558.00
Employee benefits expense	3.7	956967.00	4482861.00
Finance costs	3.8	290.00	1515.07
Depreciation and amortization expense	3.9	19649.15	43602.00
Other expenses	4.0	6905649.00	3854996.00
Total expenses		9892874.15	23403971.07
Profit before exceptional, extraordinary and prior period items and tax		4347972.85	41950.20
Exceptional items		-	-
Profit before extraordinary and prior period items and tax		4347972.85	41950.20
Extraordinary Items		-	-
Profit before prior period items and tax		4347972.85	41950.20
Prior Period Items	4.1	-	1587609.00
Profit before tax		4347972.85	1629559.20
Tax expense:	4.2		
Current tax		1240159.00	827327.00
Deferred tax		1110.28	(5728.00)
Profit/(loss) for the period from continuing operations		3106703.57	807960.20
Profit/(loss) from discontinuing operations		-	-
Tax expense of discontinuing operations		-	-
Profit/(loss) from Discontinuing operations (after tax)		-	-
Profit/(loss) for the period		3106703.57	807960.20
Earnings per equity share:	4.3		
Basic		-	-
Diluted		-	-

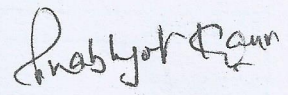
In terms of our attached report of even date
For K PANDEYA AND CO

CHARTERED ACCOUNTANTS
FRN : 000135C


MANJEET KUMAR VERMA
(PARTNER)
M. NO. : 075926

For PRAHLAD BUILDERS AND ASSOCIATES PRIVATE
LIMITED


NARENDER JIT SINGH
(DIRECTOR)
(DIN : 01854418)


PRABHJOT KAUR
(DIRECTOR)
(DIN : 01900047)



ON ACCOUNTS FOR THE YEAR ENDED MARCH 31, 2017

Revenue from operations

Particulars	In ₹	
	31/03/2017	31/03/2016
Sale of Services		
SALES	11838083.00	13923429.00
GROSS RECEIPT FROM CONTRACTORS	1544537.00	8466165.00
	13382620.00	22389594.00

3.4 Other income

Particulars	In ₹	
	31/03/2017	31/03/2016
Interest		
INTEREST	851833.00	747357.27
Miscellaneous		
DISCOUNT RECEIVED	6394.00	0.00
MISCELLANEOUS INCOME	0.00	308970.00
	858227.00	1056327.27

3.5 Purchases of Stock-in-Trade

Particulars	In ₹	
	31/03/2017	31/03/2016
Stock in Trade		
MATERIAL	1999084.00	10131439.00
	1999084.00	10131439.00

3.6 Changes in inventories of finished goods, work-in-progress and Stock-in-Trade

Particulars	In ₹	
	31/03/2017	31/03/2016
Opening		
Work in Progress	167735.00	5057293.00
	167735.00	5057293.00
Closing		
Work in Progress	156500.00	167735.00
	156500.00	167735.00
Increase/Decrease		
Work in Progress	11235.00	4889558.00
	11235.00	4889558.00

Details of Changes in Inventory

Particulars	In ₹	
	31/03/2017	31/03/2016
Work in Progress		
WORK IN PROGRESS	11235.00	4889558.00
	11235.00	4889558.00

Jamy



Prabjot Kaur

Employee benefits expense

Particulars	In ₹	
	31/03/2017	31/03/2016
Salary, Wages & Bonus		
Labour		
Salary	252642.00	2179789.00
Staff Welfare Expenses	424670.00	747399.00
STAFF WELFARE EXPENSES		
ESI SERVICE EXP	0.00	135633.00
Labour & Wages	15000.00	0.00
BRICK WORK		
CARPENTRE WORK	61531.00	328517.00
POP, PAINT AND PUTTY WORK	6620.00	17920.00
FABRICATION EXPENSES	72322.00	132625.00
TILES AND MARBLE WORK	31287.00	0.00
PLUMBER EXPENSES	92895.00	215419.00
CASTING WORK	0.00	0.00
PLASTER AND BRICK WORK	0.00	194447.00
PLUMBERING AND SANITARY EXPENSES	0.00	522157.00
	0.00	8955.00
	956967.00	4482861.00

3.8 Finance costs

Particulars	In ₹	
	31/03/2017	31/03/2016
Interest Expenses		
Bank Charges		
BANK CHARGES	290.00	1515.07
	290.00	1515.07

3.9 Depreciation and amortisation expense

Particulars	In ₹	
	31/03/2017	31/03/2016
Depreciation & Amortisation		
Depreciation Tangible Assets		
COMPUTER	0.00	3627.00
AIR CONDITIONER	5380.72	5317.00
INVERTER	1500.00	0.00
OFFICE EQUIPMENT	12768.43	34658.00
REFRIGERATOR	0.00	0.00
	19649.15	43602.00

4.0 Other expenses

Particulars	In ₹	
	31/03/2017	31/03/2016
Administrative and General Expenses		
Telephone Postage		
Telephone Expenses	5552.00	11625.00
Printing Stationery		
Printing and Stationery	2450.00	2962.00
Auditors Remuneration		
Audit Fees	29051.00	27668.00
Directors Sitting Fees		
DIRECTORS REMUNERATION	2000000.00	2000000.00
Repairs Maintenance Expenses		
REPAIR AND MAINTENANCE	11010.00	31565.00
Electricity Expenses		
ELETRICITY EXPENSES	15649.00	95120.00
Travelling Conveyance		
CONVEYANCE EXPENSES	2691.00	10409.00
Legal and Professional Charges		
PROFESSIONAL FEE	0.00	12113.00
LEGAL CHARGES	0.00	41200.00
Donations Subscriptions		
DONATION	20374.00	28053.00
Catering Canteen Expenses		
FOODING EXPENSES	13800.00	13800.00
Other Administrative and General Expenses		
OFFICE EXPENSES	24964.00	17163.00
HIRE CHARGE	0.00	92776.00



Handwritten signature

Handwritten signature

Fuel Expenses		
PETROL AND DIESEL EXPENSES	41463.00	81926.00
Architect Fee		
ARCHITECTURE FEE	47507.00	0.00
MAP EXPENSES	0.00	36800.00
Printing Distribution Expenses		
Commission Paid		
Commission Paid Other Selling Agents	0.00	180707.00
Transportation Distribution Expenses		
TRANSPORTATION EXPENSES	3500.00	76400.00
Other Expenses		
ACCOUNTING CHARGES	39848.00	37620.00
SITE EXPENSES	1291.00	91125.00
MISC. EXPENSES	30784.00	56561.00
SWEeper	7400.00	8400.00
INTERNET EXPENSES	8315.00	11575.00
SUB CONTRACT EXPENSES	4600000.00	0.00
FABRICATION EXPENSES	0.00	21200.00
INTEREST ON INCOMETAX	0.00	22113.00
INTEREST ON TDS AND VAT	0.00	73515.00
BORING CHARGES	0.00	111600.00
LIFT EXPENSES	0.00	661000.00
	6905649.00	3854996.00

4.1 Prior Period items

Particulars	In ₹	
	31/03/2017	31/03/2016
Prior Period Income		
PRIOR PERIOD ITEM (INCOME)	0.00	1587609.00
	0.00	1587609.00

4.2 Tax expense

Particulars	In ₹	
	31/03/2017	31/03/2016
Current tax		
Provision for Income Tax	1240159.00	827327.00
Deferred tax		
Deferred Tax	0.00	(5728.00)
	1241269.28	821599.00

4.3 Earnings per equity share

Particulars	In ₹	
	31/03/2017	31/03/2016

In terms of our attached report of even date
For K PANDEYA AND CO

CHARTERED ACCOUNTANTS
FRN : 000135C

MANJEET KUMAR VERMA
(PARTNER)
M. NO. : 075926



For PRAHLAD BUILDERS AND ASSOCIATES PRIVATE
LIMITED

NARENDER JIT SINGH
(DIRECTOR)

(DIN : 01854418)

PRABHJOT KAUR
(DIRECTOR)

(DIN : 01900047)