

IN THE MATTER OF
M/s S.K.MISHRA & SONS
L.N.MISHRA COLONY, ITKI ROAD
PISKA MORE, RANCHI, JHARKHAND

ASSESSMENT YEAR : 2019-20
FINANCIAL YEAR : 2018-19

COMPUTATION SHEET

BUSINESS INCOME

NET PROFIT AS PER AUDITED P/L A/c		5,320,707.06
Gross Turnover	82,994,792.50	
	6.41 %	
Add: Interest to Partners	2,399,111.00	
Remuneration to Partners	360,000.00	
		<u>2,759,111.00</u>
		8,079,818.06
Less: Interest on Partners Capital allowed U/S 40 (b)	2,399,111.00	
Remuneration to Partners allowed U/S 40 (b)	360,000.00	
Less: Income Chargeable under other head	145,139.00	
		<u>2,904,250.00</u>
		5,175,568.06

INCOME FROM OTHER SOURCES

Interest on Fixed Deposit	145,139.00	145,139.00
		<u>5,320,707.06</u>
		5,320,710.00

GROSS TAXABLE INCOME
OR

COMPUTATION OF TAX PAYABLE

TAX ON TOTAL INCOME OF RS.	5,320,710.00	COMES TO	1,596,213.00
ADD: SURCHARGE @ 12 %			-
TOTAL TAX PAYABLE			<u>1,596,213.00</u>
ADD: Education Cess @ 4 %			63,849.00
			<u>1,660,062.00</u>
LESS: TDS/TCS			1,690,956.00
			<u>(30,890.00)</u>
BALANCE PAYABLE/(REFUNDABLE)			<u>(30,890.00)</u>

M/s S.K.MISHRA & SONS
L.N.MISHRA COLONY, ITKI ROAD,
PISKA MORE, RANCHI, JHARKHAND

ASSESSMENT YEAR : 2019-20
FINANCIAL YEAR : 2018-19

BALANCE SHEET AS ON 31ST MARCH, 2018


CAPITAL & LIABILITIES	Amount		ASSETS & PROPERTIES	Amount	
	Rs.	Ps.		Rs.	Ps.
PARTNER'S CAPITAL ACCOUNT (As per Annexure '1' annexed)			FIXED ASSETS (As per Annexure '4' annexed)		15,856,096.47
Sujeet Kumar Mishra	8,050,493.58		INVESTMENT		
Sudhir Kumar Mishra	5,631,698.58		Fixed Deposit (O.B)	1,414,850.50	
Aarti Mishra	7,496,667.60		Add : Addition dr the year	-	
Rajni Mishra	6,468,541.33	27,647,401.09	Add: Interest dr.the year	145,139.00	
Secured Loans (As per Annexure '2' annexed.)		6,200,163.59		1,559,989.50	
			Less: TDS Deducted	14,514.00	
			Less: Matured	-	
CURRENT LIABILITIES & PROVISIONS Sundry Creditors & Outstanding Liabilities (As per Annexure '3' annexed)		27,107,058.41	CURRENT ASSETS, LOAN & ADVANCES		1,003,500.00
			Work in Progress		
			Sundry Debtors, Security Deposit & Others (As per Annexure '5' annexed)		30,251,954.10
			Tax Deducted at Source (As per Annexure '6' annexed)		6,647,257.00
			CASH & BANK BALANCES		
			Bank Balances		5,240,338.02
			(As per Annexure '7' annexed)		
			Cash in Hand		410,002.00
Total		60,954,623.09	Total		60,954,623.09

Accounting Policies & Notes : Annexure - 'A'

In terms of our report of even date

FOR : M/s S.K.MISHRA & SONS

 (Partner) (Partner)

For : N. K. D. & Co.
 (Chartered Accountants)
 FRN : 323664E

 CA Bajrang Gupta
 (Partner)
 Mem No : 431736



Date : 31.10.2019
 Place : Ranchi

M/s S.K.MISHRA & SONSL.N.MISHRA COLONY, ITKI ROAD,
PISKA MORE, RANCHI, JHARKHAND**ASSESSMENT YEAR : 2019-20****FINANCIAL YEAR : 2018-19****CONTRACT & PROFIT & LOSS ACCOUNT FOR THE YEAR ENDED ON 31ST MARCH, 2019**


PARTICULARS	Amount		PARTICULARS	Amount	
	Rs.	Ps.		Rs.	Ps.
To Opening Work in Progress	902,300.00		By Gross Receipts	82,994,792.50	
To Wages	17,620,320.00		By Work in Progress	1,003,500.00	
To Material	30,148,574.43		By Interest on FDR	145,139.00	
To Sub - Contract Expenses	9,855,300.00				
To Tender Expenses	2,030,325.00				
To Transportation & Carriage	920,314.00				
To Newspapers & Periodicals	8,250.00				
To Bank Charges	77,187.02				
To Depreciation	2,444,388.00				
To Fuel and lubricants	4,534,636.99				
To Printing and Stationary	45,320.00				
To Bank Interest	558,244.00				
To Repair & Maintenance	204,366.00				
To Other Expenses	435,203.00				
To Royalty	80,320.00				
To Travelling & Conveyance	250,320.00				
To Telephone Expenses	31,260.00				
To Staff & Worker welfare	150,320.00				
To Insurance Charges	3,287,075.00				
To Salary & Bonus	2,005,320.00				
To Office Expenses	450,670.00				
To Audit Fees	23,600.00				
To Interest to Partner	2,399,111.00				
To Remuneration to Partners	360,000.00				
To Net Profit trf. to Partners Cap. A/c					
Sujit Kumar Mishra 25%	1,330,176.77				
Sudhir Kumar Mishra 25%	1,330,176.77				
Aarti Mishra 25%	1,330,176.77				
Rajni Mishra 25%	1,330,176.75	5,320,707.06			
Total	84,143,431.50		Total	84,143,431.50	

Accounting Policies & Notes : Annexure - 'A'

In terms of our report of even date

FOR : M/s S.K.MISHRA & SONS

(Partner)




Date : 31.10.2019

Place : Ranchi

For : N. K. D. & Co.

(Chartered Accountants)

Firm No : 323664E

CA Bajrang Gupta

(Partner)

Mem No : 431736

M/S S.K. MISHRA & SONS**L.N.MISHRA COLONY, ITKI ROAD
PISKA MORE, RANCHI, JHARKHAND****ASSESSMENT YEAR : 2019-20****FINANCIAL YEAR : 2018-19****ANNEXURE '1' Forming Part of Balance Sheet
PARTNER'S CAPITAL ACCOUNT AS ON 31ST MARCH, 2019****SRI SUJIT KUMAR MISHRA**

PARTICULARS	Amount		PARTICULARS	Amount	
	Rs.	Ps.		Rs.	Ps.
To Withdrawls (Net)	20,000.00		By Opening Balance	5,910,996.81	
			By Interest on Capital	709,320.00	
			By Remuneration	120,000.00	
			By Net Profit	1,330,176.77	
To Closing Balance	8,050,493.58				
Total	8,070,493.58		Total	8,070,493.58	

SRI SUDHIR KUMAR MISHRA

PARTICULARS	Amount		PARTICULARS	Amount	
	Rs.	Ps.		Rs.	Ps.
To Withdrawls (Net)	360,000.00		By Opening Balance	4,054,929.81	
			By Interest on Capital	486,592.00	
			By Remuneration	120,000.00	
			By Net Profit	1,330,176.77	
To Closing Balance	5,631,698.58				
Total	5,991,698.58		Total	5,991,698.58	

SMT AARTI MISHRA

PARTICULARS	Amount		PARTICULARS	Amount	
	Rs.	Ps.		Rs.	Ps.
To Withdrawls (Net)	30,000.00		By Opening Balance	5,532,580.83	
			By Interest on Capital	663,910.00	
			By Net Profit	1,330,176.77	
To Closing Balance	7,496,667.60				
Total	7,526,667.60		Total	7,526,667.60	

SMT RAJNI MISHRA

PARTICULARS	Amount		PARTICULARS	Amount	
	Rs.	Ps.		Rs.	Ps.
To Withdrawls (Net)	15,000.00		By Opening Balance	4,494,075.58	
			By Interest on Capital	539,289.00	
			By Remuneration	120,000.00	
			By Net Profit	1,330,176.75	
To Closing Balance	6,468,541.33				
Total	6,483,541.33		Total	6,483,541.33	



M/S S.K. MISHRA & SONS

L.N.MISHRA COLONY, ITKI ROAD
PISKA MORE, RANCHI, JHARKHAND

ASSESSMENT YEAR : 2019-20

FINANCIAL YEAR : 2018-19

ANNEXURE '2' Forming Part of Balance Sheet DETAILS OF SECURED LOANS

SI No.	Particulars	Amount
1	Punjab National Bank A/c 304400JK00000169	117,752.00
2	Punjab National Bank A/c 304400JK00000178	157,741.00
3	Punjab National Bank A/c 1631	854,051.00
4	Punjab National Bank A/c No.- 00413050	6.00
5	Punjab National Bank A/c 01659	776,401.00
6	Punjab National Bank A/c 13403	245,196.00
7	Punjab National Bank A/c 000257	502,640.00
8	Punjab National Bank A/c 1077	539,604.59
9	Punjab National Bank A/c 1208	3,006,772.00
		6,200,163.59

ANNEXURE '3' Forming Part of Balance Sheet DETAILS OF SUNDRY CREDITORS & OUTSTANDING LIABILITES

SI No.	Particulars	Amount
1	Audit Fees Payable	23,600.00
2	Sundry Creditors & Payables	25,308,405.19
3	CGST/SGST Payable	1,609,477.22
4	TDS Payable	165,576.00
		27,107,058.41



M/s S.K.MISHRA & SONS
L.N.MISHRA COLONY, ITKI ROAD,

ASSESSMENT YEAR : 2019-20

FINANCIAL YEAR : 2018-19

Annexure-4' Forming part of the balance sheet
DETAIL OF FIXED ASSETS AS ON 31.03.2019

Sl. No.	Description of Assets	Rate of Dep.	W.D.V. as on 01.04.2018		Additions (Deduction)		Total		Depreciation		W.D.V. as on 31.03.2019	
			Rs.	Ps.	Rs.	Ps.	Rs.	Ps.	Rs.	Ps.	Rs.	Ps.
1	Motor Cycle	15%		3,061.00		-		3,061.00		459.00		2,602.00
2	Maruti Van	15%		124,319.00		-		124,319.00		18,648.00		105,671.00
3	Dumper	15%		16,930.00		-		16,930.00		2,540.00		14,390.00
4	Bolero	15%		120,679.00		-		120,679.00		18,102.00		102,577.00
5	Excavator	15%		279,788.00		-		279,788.00		41,968.00		237,820.00
6	Bolero Camper Humber	15%		212,841.00		-		212,841.00		31,926.00		180,915.00
7	Bolero BSL III	15%		298,024.00		-		298,024.00		44,704.00		253,320.00
8	Tata Hitachi EX 70	15%		831,075.00		-		831,075.00		124,661.00		706,414.00
9	JCB 3DX BSIII BCK	15%		1,079,183.00		-		1,079,183.00		161,877.00		917,306.00
10	Grand i-10 Astz (o) stadust	15%		320,545.00		-		320,545.00		48,082.00		272,463.00
11	Innova 2.5 V (E3)	15%		693,970.00		-		693,970.00		104,096.00		589,874.00
12	TATA MOTORS SK 1613	15%		827,335.00		-		827,335.00		124,100.00		703,235.00
13	LPT- 1613	15%		761,671.00		-		761,671.00		114,251.00		647,420.00
14	Tracked Excavator	15%		3,124,361.00		-		3,124,361.00		468,654.00		2,655,707.00
15	Truck (SE 1613 Cab)	15%		2,097,851.00		-		2,097,851.00		314,678.00		1,783,173.00
16	Mahindra Scorpio	15%		1,071,874.00		-		1,071,874.00		160,781.00		911,093.00
17	Generater	15%		170,850.00		-		170,850.00		25,628.00		145,222.00
18	Vehicle (commercial)	15%		1,139,773.94		-		1,139,773.94		170,966.00		968,807.94
19	Mobile (Vivo Y55)	40%		7,125.00		-		7,125.00		2,850.00		4,275.00
20	Vehicle (Commercial)	15%		1,086,343.00		-		1,086,343.00		162,951.00		923,392.00
21	Vehicle (Commercial)	15%		-		3,428,933.59		3,428,933.59		257,170.00		3,171,763.59
22	Car (Hyundai)	15%		-		603,951.94		603,951.94		45,296.00		558,655.94
	TOTAL			14,267,598.94		4,032,885.53		18,300,484.47		2,444,388.00		15,856,096.47

Details Of Addition in Fixed Assets :-

Sl. No.	Assets	Rate	Amount	Date	Depreciation
1	Vehicle (commercial)	15%	3,428,933.59	19/01/2019	257,170.00
2	Car (Hyundai)	15%	603,951.94	22/10/2018	45,296.00



M/S S.K. MISHRA & SONS

L.N.MISHRA COLONY, ITKI ROAD
PISKA MORE, RANCHI, JHARKHAND

ASSESSMENT YEAR : 2019-20

FINANCIAL YEAR : 2018-19

ANNEXURE '5' Forming Part of Balance Sheet

DETAILS OF SUNDRY DEBTORS, SECURITY DEPOSITS, EMD & KEEP BACK AS ON 31.03.2019

Sl No.	Particulars	Closing
1	Sundry Debtors, Security Deposits, & Keep Back	30,251,954.10
	Total	30,251,954.10

ANNEXURE '6' Forming Part of Balance Sheet

DETAILS OF TAX DEDUCTED AT SOURCE AS ON 31.03.2019

Sl No.	Particulars	Opening	Addition	Refund / Share of Firm Tax	Closing
1	Tax Deducted at Source	4,938,618.00	1,637,462.00 (AY 19-20)	-	6,576,080.00
2	Tax Collected at Source	32,197.00	38,980.00 (AY 19-20)	-	71,177.00
	Total				6,647,257.00

ANNEXURE '7' Forming Part of Balance Sheet

DETAILS OF BANK BALANCES AS ON 31.03.2019

Sl No.	Particulars	Account No.	Branch	Amount
1	Indian Overseas Bank	055802000001496	Dakra	5,202,899.22
2	Punjab National Bank	3044002100016081	Ranchi	5,283.12
3	Punjab National Bank	1090002100013618	Ranchi	32,155.68
	Total			5,240,338.02

