



Independent Auditor's Report

To the Members of
Technoculture Building Centre Private Limited

Report on the Financial Statements

We have audited the accompanying financial statements of Technoculture Building Centre Private Limited, which comprise the Balance Sheet as at 31st March, 2018, the Statement of Profit and Loss and the Cash Flow Statement for the year ended on that date, and a summary of the significant accounting policies and other explanatory information.

Management's Responsibility for the Financial Statements

The Company's Board of Directors are responsible for the matters stated in sub section 5 of Section 134 of the Companies Act, 2013 with respect to the preparation of these financial statements that give a true and fair view of the financial position, financial performance and cash flows of the Company in accordance with the accounting principles generally accepted in India, including the Accounting Standards specified under Section 133 of the Act, read with Rule 7 of the Companies (Accounts) Rules, 2014. This responsibility also includes maintenance of adequate accounting records in accordance with the provisions of the Act, for safeguarding the assets of the Company and for preventing and detecting frauds and other irregularities; selection and application of appropriate accounting policies; making judgments and estimates that are reasonable and prudent; and design, implementation and maintenance of adequate internal financial controls, that were operating effectively for ensuring the accuracy and completeness of the accounting records, relevant to the preparation and presentation of the financial statements that give a true and fair view and are free from material misstatement, whether due to fraud or error.

Auditors' Responsibility

Our responsibility is to express an opinion on these financial statements based on our audit.

We have taken into account the provisions of the Act, the accounting and auditing standards and matters which are required to be included in the audit report under the provisions of the Act and the Rules made there under.

We conducted our audit in accordance with the Standards on Auditing specified under sub section 10 of Section 143 of the Act. Those Standards require that we comply with ethical requirements and plan and perform the audit to obtain reasonable assurance about whether the financial statements are free from material misstatement.

An audit involves performing procedures to obtain audit evidence about the amounts and the disclosures in the financial statements. The procedures selected depend on the auditor's judgment, including the assessment of the risks of material misstatement of the financial statements, whether due to fraud or error. In making those risk assessments, the auditor considers internal financial control relevant to the Company's preparation of the financial statements that give a true and fair view in order to design audit procedures that are appropriate in the circumstances, but not for the purpose of expressing an opinion on whether the Company has in place an adequate internal financial controls system over financial reporting and the operating effectiveness of such controls. An audit also includes evaluating the appropriateness of the accounting policies used and the reasonableness of the accounting estimates made by the Company's Directors, as well as evaluating the overall presentation of the financial statements.

We believe that the audit evidence we have obtained is sufficient and appropriate to provide a basis for our audit opinion on the financial statements.

Opinion


In our opinion and to the best of our information and according to the explanations given to us, the aforesaid financial statements give the information required by the Act in the manner so required and give a true and fair view in conformity with the accounting principles generally accepted in India, of the state of affairs of the Company as at 31st March, 2018, and its profit and its cash flows for the year ended on that date.

Contd.....P/2

Report on Other Legal and Regulatory Requirements

1. As required by the Companies (Auditor's Report) Order, 2016 issued by the Central Government of India in exercise of power conferred by sub section 11 of section 143 of the Act, we enclose in the "Annexure-A" a statement on the matters specified in paragraphs 3 and 4 of the Order.
2. As required by sub section 3 of Section 143 of the Act, we report that:
 - (a) We have sought and obtained all the information and explanations which to the best of our knowledge and belief were necessary for the purposes of our audit.
 - (b) In our opinion, proper books of account as required by law have been kept by the Company so far as it appears from our examination of those books.
 - (c) The Balance Sheet, the Statement of Profit and Loss and the Cash Flow Statement dealt with by this Report are in agreement with the books of account.
 - (d) In our opinion, the aforesaid financial statements comply with the Accounting Standards specified under Section 133 of the Act, read with Rule 7 of the Companies (Accounts) Rules, 2014.
 - (e) On the basis of the written representations received from the Directors as on 31st March, 2018 and taken on record by the Board of Directors, none of the Directors are disqualified as on 31st March, 2018 from being appointed as a Director in terms of sub section 2 of Section 164 of the Act.
 - (f) With respect to the other matters to be included in the Auditor's Report in accordance with Rule 11 of the Companies (Audit and Auditors) Rules, 2014, in our opinion and to the best of our information and according to the explanations given to us:
 - (i) the Company does not have any pending litigations which would impact its financial position;
 - (ii) the Company did not have any long-term contracts including derivative contracts for which there were any material foreseeable losses; and
 - (iii) there were no amounts which required to be transferred by the Company to the Investor Education and Protection Fund.

For Ajay Kishore and company
Chartered Accountants
Firm's Registration No.: 005899C



CA. Pawan Kumar Jha
(Partner)
Membership No. : 401575

Place: Jamshedpur

Date: 4th September, 2018



Annexure to the Independent Auditors' Report - 31 March 2018

Referred to in Paragraph 1 under the heading 'Report on other legal and regulatory requirements' section, of our report of even date on the financial statements of Technoculture Building Centre Private Limited ("the Company") for the year ended March 31,2018)

- (l) (a) The Company has maintained proper records showing full particulars including quantitative details and situation of fixed assets.
- (b) The fixed assets have been physically verified by the management during the year, in accordance with a phased programme of verification which in our opinion is reasonable having regard to the size of the Company. According to the information and explanation given to us no material discrepancies have been noticed on such verification.
- (c) According to the information and explanation given to us and on the basis of our examination of the records of the company, the title deeds of immovable property are not held in the name of the company. The Title deed of the landed property ,which is situated at bodhgaya, registered in the name of Director of the company. The relevant detail is as below:-
- Case-1:- khata no-225,plot no-1452,gaya- freehold land
Case-1:- khata no-75,plot no-1455,gaya- freehold land
Case-1:- khata no-180,plot no-1454,gaya- freehold land
Case-1:- khata no-385,plot no-1451,gaya- freehold land
Case-1:- khata no-385,plot no-1451,gaya- freehold land
- (ii) (a) The inventory, except goods-in-transit, has been physically verified by the management during the year. In our opinion, the frequency of such verification is reasonable.
- (b) The procedures for the physical verification of inventories followed by the management are reasonable and adequate in relation to the size of the Company and the nature of its business.
- (iii) The company has not granted secured/unsecured loans to companies, firms, Limited Liability Partnerships or other parties covered in the register maintained under section 189 of the Companies Act, 2013 ('the Act').
- (iv) The Company has complied with the provisions of Section 185 and 186 of the Act in respect of loans , investments, guarantees and security.
- (v) The Company has not accepted any deposits from the public.



- (vi) As certified by a Cost Accountant, the company has maintained cost records for the year under review, as prescribed under sub-section (1) of Section 148 to the extent applicable to the company.
- (vii) (a) According to the information and explanations given to us and on the basis of our examination of the records of the Company, amounts deducted/accrued in the books of account in respect of undisputed statutory dues including Provident fund, Employees' State Insurance, Income tax, Sales tax, Wealth tax, Service tax, Customs duty, Excise duty, Value added tax, Cess, Superannuation fund, Professional tax and other material statutory dues have been regularly deposited during the year by the Company with the appropriate authorities. According to the information and explanations given to us, no undisputed amounts payable in respect of Provident Fund, Superannuation fund, Wealth tax, Employees' State Insurance, Professional tax, Income-tax, Sales tax, Value added tax, Customs duty, Excise duty and other material statutory dues were in arrears as at 31 March, 2018 for a period of more than six months from the date they became payable, except following :-
Service Tax –Rs. 4978823 ,not deposited upto the audit date.
VAT – Rs. 366424,not deposited upto the audit date
- (b) According to the information and explanations given to us, there are no dues of Income tax, Wealth tax, Sales tax, Value added tax, Service tax, Customs duty,Excise duty and Cess which have not been deposited with the appropriate authorities on account of any dispute except for :-
- i. Sambodhi Retreat,a unit of Technoculture building centre privae limited ,a notice issued and VAT tax was demanded of Rs. 81,62,209/-. As per the explanation submitted by Assessee , a case have filed in Gaya sales tax tribunal .The matter is pending before tribunal court. Hence we unable to ascertain and/or to express our Opinion on the disputed amount of Income tax, Vat & others (if any) remains payable beyond Six months.
 - ii. A Service Tax show cause notice dated 17/07/2015 issued by DGCEI ,Notice No- 55/KZU/KOL/JRU/Gr.F/15/3051 , demanding a service tax amount of Rs 35,16,57,109/- and equal penalty with interest. The company is in process of filling appeal before the commissioner (appeal) in Patna.
- (viii) In our opinion and according to the information and explanations given to us, the company has not defaulted in repayment of loans or borrowing to a financial institution, bank, Government or dues to debenture holders.
- (ix) In our opinion and according to the information and explanation given to us, the company did not raise any money by way of initial public offer or further public offer (including debt instruments) during the year under review. Further term loans




have been applied for the purposes for which those was raised.

- (x) According to the information and explanations given to us, no fraud by the company or on the company by its officers or employees have been noticed or reported during the year.
- (xi) According to the information and explanations give to us and based on our examination of the records of the company, the company has paid/provided for managerial remuneration in accordance with the requisite approvals mandated by the provisions of section 197 read with Schedule V to the Act
- (xii) In our opinion and according to the information and explanations given to us, the company is not a nidhi company.
- (xiii) According to the information and explanations given to us and based on our examination of the records of the company, transactions with the related parties are in compliance with sections 177 and 188 of the Act and the details of such transactions have been disclosed in the financial statements as required by the applicable accounting standards.
- (xiv) According to the information and explanations give to us and based on our examination of the records of the company, the company has not made any preferential allotment or private placement of shares or fully or partly convertible debentures during the year.
- (xv) According to the information and explanations given to us and based on our examination of the records of the company, the company has not entered into non-cash transactions with directors or persons connected with him.
- (xvi) In our opinion, the company is not required to be registered under section 45-IA of the Reserve Bank of India Act 1934.

Forming an Opinion and Reporting on Financial Statements

For Ajay kishore & Co
Chartered Accountants
FRN: 005899C



P.K.
Pawan Kumar Jha
Partner
M.No.401575

Place : JAMSHEDPUR

Date : 04/09/2018

NOTES TO THE FINANCIAL STATEMENTS

1. CORPORATE INFORMATION

Technoculture Building Centre Private limited is a private limited company in india and is incorporated under Company Act,1956. The Registered office of the company is situated at Room No - 417 and 419, Ashiana Tower, Exhibition Road, Patna, Bihar-800001.

The Principal business activity of the company is Real Estate Development. The company has its presence in the states of Bihar, Jharkhand, Orissa, West Bengal and Uttar Pradesh. The company is also operating in the field of Hotel and Resort.

2. SUMMARY OF SIGNIFICANT ACCOUNTING POLICIES

A. BASIS OF PREPARATION


The financial statements have been prepared on accrual basis in accordance with accounting standards notified under the Companies act, 2013

The financial statements have been prepared on a historical cost basis.

The Financial statements are presented in Indian Rupees

B. USE OF ESTIMATES

The preparation of financial statement in conformity with generally accepted accounting principles requires estimates/assumption to be made that affect the reported amount of assets and liabilities on the basis of financial statement and the reported amount of revenues and the expenses during the reporting period. Difference between actual results and estimates are recognized in the period in which the results are known / materialized.



For Technoculture Building Centre (P) Ltd
Vinay Kumar Tiwari
Managing Director.

Technoculture Building Centre Pvt. Ltd.
Sushma Kumari
Director

C. CURRENT VERSUS NON -CURRENT CLASSIFICATION

The company presents assets and liabilities in the Balance Sheet based on current/non-current classification.

An asset is treated as current when it is:

1. Expected to be realised or intended to be sold or consumed in normal operating cycle.
2. Held primarily for the purpose of trading
3. Expected to be realised within twelve months after the reporting period, or;
4. Cash or cash equivalent unless restricted from being exchanged or used to settle a liability for at least twelve months after the reporting period.

All other assets are classified as non-current.

A liability is current when:

1. It is expected to be settled in normal operating cycle.
2. It is held primarily for the purpose of trading.
3. It is due to be settled within twelve months after the reporting period, or;
4. There is no unconditional right to defer the settlement of the liability for at least Twelve months after the reporting period.

All other liabilities are classified as non-current.

Deferred tax assets and liabilities are classified as non-current assets and liabilities.

The normal operating cycle, in the context of the company, is the time between the acquisition of land for a real estate project and its realisation in cash and cash equivalents by way of sale or transfer of developed units.

D. FIXED ASSETS

Fixed assets are values at Cost less depreciation /amortization.

The cost of an item of property, plant and equipment comprises of its purchase price, any cost directly attributable to its acquisition and an initial estimate of the costs of dismantling and removing the item and restoring the site on which it is located, the obligation for which the company incurs when the item is acquired, subsequent costs are included in the asset's carrying amount or recognized as a separate asset, as appropriate, only when it is probable that future economic benefits associated with the item will flow to the company and the cost of the item can be measured reliably. All other repairs and maintenance are charged to profit or loss during the reporting period in which they are incurred.

There is a Capital work- in-progress exist in accounts. As the assets are not ready to use as on 31/03/2018, it is capitalized as capital work in progress. The Capital work- in-progress is carried at cost.

An intangible asset under development is valued at cost.



For Technoculture Building Centre Pvt. Ltd.
Vijay Kumar Tiwary
Managing Director.

Technoculture Building Centre Pvt. Ltd.
Sushma Kumari
Director

E. DEPRECIATION AND AMORTIZATION

- I. Depreciation on tangible fixed assets is provided on Written down value method (WDV) at the rates determined based on useful life of the asset as estimated by the management, or those prescribed under schedule II to the companies act, 2013. The life considered for the major tangible fixed assets are as under:-

<u>Class of fixed assets</u>	<u>Useful life (in yrs.)</u>
Building	60
Plant & machinery	5-15
Furniture & fitting	8-10
Electrical installation	10
Equipment and facilities	5
Computer and data processing units	3-6
Vehicles	8-10

- II. Intangible assets are amortized over the period of useful life of the assets as estimated by the management. Assets life is taken as 3-6 years.


F. INVESTMENTS

- I. Investments intended to be held for less than one year are classified as current investments and are carried at lower cost and market value.

G. INVENTORIES

Inventories are valued as follows:

Construction material	At lower of cost and net realizable value. However material and other items are not written down below cost if the Constructed units in which they are Used are expected to be sold at or above cost. Cost is determined on FIFO basis.
Hotel & resort consumables	At lower of cost and net realizable value.
Land and development rights	At lower of cost and net realizable value.
Completed construction and work in progress	At lower of cost and net realizable value. Cost includes direct material, labour and project specific direct and indirect Expenses .



For Technoculture Building Centre (P) Ltd

Viraj Kumar Tiwary
Managing Director.

Technoculture Building Centre (P) Ltd.

Sushma Kumari

Director

H . CASH AND CASH EQUIVALENT

Cash and cash equivalent in the balance sheet comprise cash at banks and on hand and short term deposits maturing within twelve months from the date of Balance Sheet, which are subject to an insignificant risk of changes in value.

I. PRELIMINARY EXPENSES

No any expenses exist

J. REVENUE RECOGNITION

The specific recognition criteria for the various types of the group's activities are described below:

REAL ESTATE PROJECTS & SALES

In accordance with the Guidance Note on Accounting for Real Estate Transactions issued by the Institute of Chartered Accountants of India, for recognising revenue, costs and profits from real estate projects at the time when revenue recognition process is completed, as defined below.


- 1) The completion of the revenue recognition process is usually identified when the following conditions are satisfied:
 - a) The company has transferred to the buyer the significant risks and rewards of ownership of the real estate.
 - b) The company retains neither continuing managerial involvement to the degree usually associated with ownership nor effective.
 - c) The amount of revenue can be measured reliably;
 - d) It is probable that the economic benefits associated with the transaction will flow to the company; and
 - e) The costs incurred or to be incurred in respect of the transaction can be measured reliably.
- 2) Revenue in respect of contract, revenue is recognized, when there is reasonable certainty of its ultimate collection exist.
- 3) Interest on fixed Deposit is accounted on accrual basis.
- 4) Renting income from Renting the property is accounted on accrual basis.
- 5) Income from unit cancellation is accounted for on certainty of realization.
- 6) Income from sale of scrap items are accounted for on certainty of realization.

HOTEL & RESORT

Revenue from rooms, food and beverages services is recognized upon rendering of the services.

OTHER INCOME

Other income is accounted on accrual basis except where the receipt of income is uncertain.



For Technoculture Building

Vinay Kumar Singh

Managing Director.

Technoculture Building Centre Pvt. Ltd.

Sushma Kumari

Director

K. FOREIGN CURRENCY TRANSACTION

No such Transaction exist

L. EMPLOYEE BENEFITS

- I. Short terms employees benefits:
All employee benefits payable within twelve months of rendering the services are classified as short term employee benefits, such short term employee benefits are recognized at actual amounts due in the period in which the employee renders the related services.
- II. Post-employment benefits: No such scheme exists.

M. FINANCE COST

- I. Borrowing costs are recognized as expenses In the Profit & loss account.

N. TAXES ON INCOME

- I. **Current tax** is determined as the amount of tax payables in respect of taxable income for the year, based on the applicable income tax rates.
- II. **Deferred tax** is recognized, subject to consideration of prudence, in respect of deferred tax asset/liabilities arising on timing differences, being the difference between taxable incomes and accounting income that originate in one period and are capable of reversal in one or more subsequent period. Deferred tax in respect of differential income due to accounting of sales on percentage completion basis, being not determinate is not recognized.

O. Provisions, Contingent Liabilities and Contingent Assets

A Provision is recognized when the company has present determined obligations as a result of past events an outflow of resources embodying economic benefits will be required to settle the obligations. Provisions are recognized at the best estimate of the expenditure required to settle the present obligation at the balance sheet date.

If the effect of the time value of money is material, Provisions are discounted using a current pre tax rate that reflects, where appropriate ,the risks specific to the liability.

A contingent liability is not recognized but disclosed in the notes to the accounts, unless the probability of an outflow of resources is remote.

A contingent assets is neither recognized nor disclosed.



For Technoculture Building Centre (P) Ltd
Viray Kumar Tiwary
Managing Director.


Technoculture Building Centre Pvt. Ltd.
Sushma Kumari
Director

P. EARNING PER SHARE

The basic earnings per share ["EPS"] is computed by dividing the net profit or loss for the year attributable to equity shareholders by the weighted average number of equity shares outstanding during the year. For the purpose of calculating diluted earnings per share, the net profit or loss for the year attributable to equity shareholders and the weighted average number of equity shares outstanding during the year are adjusted for the effects of all dilutive potential equity shares.

Q. IMPAIRMENT OF ASSETS

Impairment loss in the value of asset, as specified in accounting standard 28 is recognized whenever carrying value of such assets exceeds the market value or value in use, whichever is higher.



For Technoculture Building Centre (P) Ltd.

Vinay Kumar Tiwary

Managing Director

Technoculture Building Centre Pvt. Ltd.

Sudhanshu Kumar

Director

TECHNOCULTURE BUILDING CENTRE PVT. LTD.
Balance Sheet As at 31 March, 2018

Particulars	Note	As at 31 March, 2018	As at 31 March, 2017
		Amount(₹)	Amount(₹)
EQUITY AND LIABILITIES			
Shareholders' funds			
(a) Share capital	3.1	558,000.00	558,000.00
(b) Reserves and surplus	3.2	167,869,269.35	126,282,285.12
		168,427,269.35	126,840,285.12
Non-current liabilities			
(a) Long-term borrowings	4.1	1,634,980.13	2,845,818.09
(b) Deferred Tax Liabilities	4.2	3,554,304.62	3,498,995.48
(c) Other long-term liabilities		-	-
(d) Long-term provisions		-	-
		5,189,284.75	6,344,813.57
Current liabilities			
(a) Short-term borrowings			
(b) Advance from Customers	5.1	8,884,035,620.70	8,447,886,779.00
(c) Trade payables	5.2	80,635,795.01	39,615,452.79
(d) Other current liabilities	5.3	118,764,970.44	91,928,769.25
(e) Short-term provisions	5.4	20,486,644.00	24,813,160.00
		9,103,923,030.15	8,604,244,161.04
		9,277,539,584.25	8,737,429,259.73
ASSETS			
Non-current assets			
(a) Fixed assets	6		
(i) Tangible Assets		107,814,404.22	117,268,186.19
(ii) Intangible Assets		44,605.00	44,605.00
(iii) Capital Work In Progress		12,604,358.79	-
		120,463,368.01	117,312,791.19
Current assets			
(a) Inventories	7.1	7,666,984,565.64	7,109,148,064.54
(b) Trade receivables	7.2	161,097,873.41	160,781,202.50
(c) Cash and cash equivalents	7.3	50,506,471.45	55,747,082.42
(d) Short-term loans and advances	7.4	1,278,487,305.74	1,294,440,119.08
		9,157,076,216.24	8,620,116,468.54
		9,277,539,584.25	8,737,429,259.73
Corporate Information & Significant Accounting Policies	1 & 2		
Accompanying notes to the Financial Statements	1 to 18		

In terms of our report of even date attached herewith

For Ajay Kishore and Company

Chartered Accountants

Firm Registration No.005899C



Pawan Kumar Jha
Partner


Membership. No 401575
Place : Jamshedpur

Date :4th September,2018



For and on behalf of Board of Directors





Vinay Kumar Tiwary
Managing Director
DIN-01000354

Sushma Kumari
Director
DIN-01000269

TECHNOCULTURE BUILDING CENTRE PVT. LTD.
Statement of Profit and Loss for the year ended 31 March, 2018

Particulars	Note	For the year ended 31 March, 2018	For the year ended 31 March, 2017
		Amount(₹)	Amount(₹)
INCOME			
Revenue from Operation	8.1	1,487,080,948.52	1,448,082,516.47
Other Income	8.2	7,272,955.28	6,378,511.61
		1,494,353,903.80	1,454,461,028.08
EXPENSES			
Direct Costs:			
Purchases	9.1	393,254,952.00	338,351,784.00
Project Expenses	9.2	1,203,222,924.11	1,420,726,973.48
Changes in Inventories	9.3	(557,836,501.10)	(737,245,945.77)
Hotel & Resort Expenses	9.4	9,595,390.61	10,377,370.75
Employee benefits expense	9.5	153,836,603.84	126,739,972.02
Finance costs	9.6	1,985,107.67	1,970,842.32
Depreciation and amortisation expense	9.7	15,039,851.71	14,912,823.37
Other expenses	9.8	213,051,216.59	203,556,672.91
		1,432,149,545.43	1,379,390,493.08
Profit before Tax		62,204,358.37	75,070,535.00
Tax expense:	10		
(i) Current tax		20,562,065.00	24,888,577.00
(ii) Deferred Tax		55,309.15	963.97
		20,617,374.15	24,889,540.97
Profit for the year after Tax		41,586,984.22	50,180,994.03
Earning per share(Basic and Diluted) (on shares of nominal value of Rs. 100 Each)	11	7,452.86	8,993.01
Corporate Information & Significant Accounting Policies Accompanying notes to the Financial Statements	1 & 2 1 to 18		

In terms of our report of even date attached herewith

For Ajay Kishore and Company

Chartered Accountants

Firm Registration No.005899C


Pawan Kumar Jha

Partner



Membership. No 401575

Place : Jamshedpur

Date :4th September,2018



For and on behalf of Board of Directors

Vinay Kumar Tiwary

Managing Director

DIN-01000354

Sushma Kumari

Director

DIN-01000269

TECHNOCULTURE BUILDING CENTRE PVT. LTD.

Notes forming part of the financial statements

Note 3.1 SHARE CAPITAL

The Authorised, Subscribed and Paid up capital comprise of Equity share having a par value of Rs. 100 as follows

Particulars	As at 31 March, 2018		As at 31 March, 2017	
	No. of shares	Amount	No. of shares	Amount
(a) Authorised 100000 Equity shares of Rs.100	100,000.00	10,000,000.00	20,000.00	2,000,000.00
Total	100,000.00	10,000,000.00	20,000.00	2,000,000.00
(b) Issued, subscribed and paid up Equity shares of Rs.100 each	5,580.00	558,000.00	5,580.00	558,000.00
Total	5,580.00	558,000.00	5,580.00	558,000.00

Note 3.1(a) Reconciliation of No. of Shares

Particulars	As at 31 March, 2018		As at 31 March, 2017	
	No. of shares	Amount	No. of shares	Amount
Opening Balance	5,580.00	558,000.00	5,580.00	558,000.00
Changes During the Year	-	-	-	-
Closing Balance	5,580.00	558,000.00	5,580.00	558,000.00

Note 3.1(b) Details of shares held by each shareholder holding more than 5% shares:

Class of shares / Name of shareholder	As at 31 March, 2018		As at 31 March, 2017	
	Number of shares held	% holding in that class of shares	Number of shares held	% holding in that class of shares
Equity shares with voting rights				
Vinay Kumar Tiwary	3032	54.34%	3032	54.34%
Sushma Tiwary	2538	45.48%	2538	45.48%

Note 3.1(c) Terms/ rights attached to equity shares

The Company has only one class of equity shares having par value of ₹ 100 per share. Each holder of equity shares is entitled to one vote per share. In the event of liquidation of Company, the holders of equity shares will be entitled to receive remaining assets of the Company, after distribution of all preferential amounts. The distribution will be in proportion to the number of equity shares held by the shareholders.

Note 1(c) Details of shares held by each shareholder holding less than 5% shares:

Class of shares / Name of shareholder	As at 31 March, 2018		As at 31 March, 2017	
	Number of shares held	% holding in that class of shares	Number of shares held	% holding in that class of shares
Equity shares with voting rights				
Dinesh Kumar Tiwari	10	0.18%	10	0.18%



For Technoculture Building Centre (P) Ltd.

Vinay Kumar Tiwary

Managing Director

Technoculture Building Centre Pvt. Ltd.

Sushma Kumari

Director

TECHNOCULTURE BUILDING CENTRE PVT. LTD.

Notes forming part of the financial statements

Note 3.2 RESERVES & SURPLUS

Particulars	As at 31 March, 2018	As at 31 March, 2017
	₹	₹
Securities Premium		
As per last account	2,875,765.00	2,875,765.00
Add: During the year	2,875,765.00	2,875,765.00
General Reserve		
As per last account	50,000,000.00	50,000,000.00
Add: During the year	50,000,000.00	50,000,000.00
Surplus in the statement of Profit and loss		
As per last account	73,406,520.12	23,246,559.09
Profit for the year	41,536,984.22	50,180,994.03
Less :- Appropriations		
Transfer to General Reserve		(21,033.00)
Depreciation adjustment as per companies Act 2013		
Net surplus in the statement of profit & loss	114,993,504.35	73,406,520.12
	167,869,269.35	126,282,285.12

Note 4.1 LONG -TERM BORROWINGS

Particulars	As at 31 March, 2018	As at 31 March, 2017
	₹	₹
VEHICLE LOAN		
(A) From Banks		
HDFC bank loan for Range rover vehicles	2,135,442.27	2,907,878.87
HDFC bank loan for Artiga vehicles(1)	103,224.91	332,969.80
HDFC bank loan for Artiga vehicles(2)	103,224.91	332,969.80
ICICI Bank Marino Vehicles loan	-	5,436.00
(B) From Others		
Loan Against Tourister(Bus) From Mahindra & Mahindra	-	57,893.44
TATA Capital Loan against Fortuner (Patna)		334,215.92
TATA Motors finance for indigo vehicles(1)	259,986.50	344,443.76
TATA Motors finance for indigo vehicles(2)	206,140.98	283,040.57
	2,808,019.57	4,598,848.16
Less :- Current maturity(Refer Note No. 7)	1,173,039.44	1,753,030.07
	1,634,980.13	2,845,818.09



For Technoculture Building Centre (P) Ltd.

Vijay Kumar Singh

Managing Director

Technoculture Building Centre Pvt. Ltd.

Surbhag Kumar

Director

TECHNOCULTURE BUILDING CENTRE PVT. LTD.

Notes forming part of the financial statements

Note 4.2 DEFERRED TAX LIABILITIES

Particulars	As at 31 March, 2018	As at 31 March, 2017
	₹	₹
Timing Difference opening balance	11,323,609.96	11,320,490.33
Addition/Substraction:- Depreciation and Amortisation	178,994.00	3,119.63
Deletion:-		
Closing Balance	11,502,603.96	11,323,609.96
Deferred Tax Liabilities (Shown on Balance Sheet)	3,554,304.62	3,498,995.48
Opening Balance	3,498,995.48	3,498,031.51
Transfer to Statement of profit and loss	55,309.15	963.97

Note 5.1 ADVANCE FROM CUSTOMERS


Particulars	As at 31 March, 2018	As at 31 March, 2017
	₹	₹
Customer Advance		
From Real Estate Activity	8,884,035,620.70	8,447,886,779.00
	8,884,035,620.70	8,447,886,779.00

Note 5.2 TRADE PAYABLES

Particulars	As at 31 March, 2018	As at 31 March, 2017
	₹	₹
Sundry Creditors -		
Dues of Micro and small enterprises		
Others	80,635,795.01	39,615,452.79
	80,635,795.01	39,615,452.79

Note 5.3 OTHER CURRENT LIABILITIES

Particulars	As at 31 March, 2018	As at 31 March, 2017
	₹	₹
Current maturities of Long term Borrowing(Refer Note no. 3)	1,173,039.44	1,753,030.07
Retention Money	55,601,145.52	47,638,885.78
Other Liabilities -		
Employee related liability	8,675,001.31	5,954,529.09
Statutory Dues :-		
TDS	9,164,935.71	6,672,379.90
VAT	366,424.00	24,436,325.10
ESIC	296,911.00	1,042,639.00
PF	1,108,739.00	904,559.00
Service Tax	4,978,823.02	-
GST	34,966,943.83	
Labour cess	1,558,007.61	2,526,421.31
Other Payables	875,000.00	1,000,000.00
	118,764,970.44	91,928,769.25



For Technoculture Building Centre (P) Ltd.

Vinay Kuntia

Managing Director.

Technoculture Building Centre (P) Ltd.

Sushree Kumari

Director

TECHNOCULTURE BUILDING CENTRE PVT. LTD.

Note No-6 Fixed Assets

Block of Assets	Gross Block				Depreciation					Net Block	
	4/1/2017	Additions	Sale /Adj.	3/31/2018	4/1/2017	For the Year	Sale /Adj.	Residual Value Adjustment	3/31/2018	3/31/2018	3/31/2017
	Rupees	Rupees	Rupees	Rupees	Rupees	Rupees	Rupees	Rupees	Rupees	Rupees	Rupees
NON-DEPRECIABLE ASSETS											
LAND	8,403,200.00	0	0	8,403,200.00	0	0	0	0	0	8,403,200.00	8,403,200.00
Total (Non Depreciable Assets)	8,403,200.00	0.00	0.00	8,403,200.00	0.00	0.00	0.00	0.00	0.00	8,403,200.00	8,403,200.00
TANGIBLE ASSETS											
BUILDINGS	86,155,930.00	0	0	86,155,930.00	15,813,332.62	3,393,652.00	0	0	19,206,984.62	66,948,945.38	70,342,597.38
COMPUTERS AND DATA PROCESSING UNITS	12,557,042.69	1,193,917.00	0	13,750,959.69	10,313,123.68	1,558,108.01	0	0	11,871,231.69	1,879,728.00	2,243,919.01
ELECTRICAL INSTALLATIONS AND EQUIPMENT	5,019,880.00	0	0	5,019,880.00	2,241,081.14	721,017.00	0	0	2,962,098.14	2,057,781.86	2,778,798.12
FURNITURE AND FITTINGS	18,623,863.11	277,087.00	0	18,900,950.11	11,444,909.78	1,984,989.00	0	0	13,429,898.78	5,471,051.33	7,178,953.33
MOTOR VEHICLES	34,171,938.17	323,651.00	0	34,495,589.17	24,755,807.53	2,594,990.70	0	0	27,350,798.23	7,144,790.94	9,416,130.64
OFFICE EQUIPMENT	14,228,417.76	2,257,765.00	0	16,486,182.76	10,149,011.05	2,315,781.00	0	0	12,464,792.05	4,021,390.71	4,079,406.71
PLANT AND MACHINERY	33,996,335.19	1,533,649.00	0	35,529,984.19	21,171,154.19	2,471,314.00	0	0	23,642,468.19	11,887,516.00	12,825,181.00
Total (Tangible Assets)	204,753,406.92	5,586,069.00	0.00	210,339,475.92	95,888,419.99	15,039,851.71	0.00	0.00	110,928,271.70	99,411,204.22	108,864,986.19
INTANGIBLE ASSETS											
INTANGIBLE ASSETS	892,102.00	0	0	892,102.00	847,497.00	0	0	0	847,497.00	44,605.00	44,605.00
Total(Intangible Assets)	892,102.00	0.00	0.00	892,102.00	847,497.00	0.00	0.00	0.00	847,497.00	44,605.00	44,605.00
GRAND TOTAL	214,048,708.92	5,586,069.00	0.00	219,634,777.92	96,735,916.99	15,039,851.71	0.00	0.00	111,775,768.70	107,859,009.22	117,312,791.19



For Technoculture Building Centre (P) Ltd.
 Vinay Kumar Singh
 Managing Director

Technoculture Building Centre (P) Ltd.
 Sushma Kumari
 Director

TECHNOCULTURE BUILDING CENTRE PVT. LTD.

Notes forming part of the financial statements

Note 5.4 Short-term provisions

Particulars	As at 31 March, 2018	As at 31 March, 2017
	₹	₹
For Taxation	20,486,644.00	24,813,160.00
	20,486,644.00	24,813,160.00

Note 7.1 Inventories

Particulars	As at 31 March, 2018	As at 31 March, 2017
	₹	₹
Stock (As taken, valued and certified by the management)		
Land	738,034,378.64	675,164,174.64
Work-in-Progress	6,865,753,450.00	6,379,139,851.90
Construction materials	63,136,737.00	54,713,845.00
Hotel kitchen materials	-	130,193.00
	7,666,984,565.64	7,109,148,064.54

Note 7.2 TRADE RECEIVABLES

Particulars	As at 31 March, 2018	As at 31 March, 2017
	₹	₹
Exceeding six month		
(a) Considered Good	6,434,849.05	56,956,859.34
(b) Considered Doubtful		
Less: Provision for doubtful trade receivables		
Within Six Months		
(a) Considered Good	154,663,024.36	103,824,343.16
(b) Considered Doubtful		
Less: Provision for doubtful trade receivables		
	161,097,873.41	160,781,202.50



For Technoculture Building Centre (P) Ltd.

Vinay Kumar Singh

Managing Director

Technoculture Building Centre Pvt. Ltd.

Surbina Kumar

Director

TECHNOCULTURE BUILDING CENTRE PVT. LTD.

Notes forming part of the financial statements

Note 7.3 CASH AND CASH EQUIVALENTS

Particulars	As at 31 March, 2018	As at 31 March, 2017
	₹	₹
Cash in hand	1,504,742.00	1,902,434.00
Balance with Scheduled Banks		
In current accounts	47,738,864.17	52,122,168.14
In Fixed Deposit Account *		
- In IDBI Bank	410,169.00	378,228.00
- In Bank of baroda	194,638.00	183,559.00
Cheques/Draft on hand	658,058.28	1,160,693.28
*Pledged		
*Maturing after 12 months from close of the year		
	50,506,471.45	55,747,082.42

Note 7.4 Short-term loans and advances

Particulars	As at 31 March, 2018	As at 31 March, 2017
	₹	₹
(a) Secured, Considered good		
Security Deposit	7,180,180.00	7,413,417.00
Advance income tax	18,164,504.00	8,300,000.00
TDS Receivable	122,779.00	170,087.00
GST Input	4,230,784.56	
Advance payment of Vat	11,282,910.83	
Advance payment of Luxury Tax		148,451.69
Advance payment of service Tax		3,610,145.15
(b) Unsecured, Considered good		
Advance to Suppliers & contractors	3,301,885.43	16,532,948.36
Advances for Land	1,136,340,177.75	1,183,616,683.00
Advances to staff(Recoverable in cash/kind)	97,864,084.17	74,648,386.88
(c) Doubtfull		
Less: Provision for other doubtful loans and advances		
Total	1,278,487,305.74	1,294,440,119.08



For Technoculture Building Centre (P) Ltd.
Vinay Kumar Singh
 Managing Director.

Technoculture Building Centre (P) Ltd.
Sushma Kumari

Director

TECHNOCULTURE BUILDING CENTRE PVT. LTD.

Notes forming part of the financial statements

Note 8.1 Revenue from operations

Particulars	For the year ended 31 March, 2018	For the year ended 31 March, 2017
	₹	₹
REAL ESTATE		
Sale of Housing units	1,454,338,925.24	1,424,266,976.16
Hotel & Resort		
Rooms, Restaurant, Banquets and other services	32,742,023.28	23,815,540.31
Total	1,487,080,948.52	1,448,082,516.47

Note 8.2 Other income

Particulars	For the year ended 31 March, 2018	For the year ended 31 March, 2017
	₹	₹
Unit cancellation ,scrap sales and others	6,336,740.84	5,521,456.61
Income from Renting of Premises	600,000.00	600,000.00
Income from Renting of Site	216,798.00	203,300.00
Interest on Fixed Deposit	47,800.00	53,755.00
Other Interest:	8,287.00	
Liabilities no longer required	63,329.44	
Total	7,272,955.28	6,378,511.61

Note 9.1 Purchases

Particulars	For the year ended 31 March, 2018	For the year ended 31 March, 2017
	₹	₹
Land/Development Right	393,254,952.00	338,351,784.00
Total	393,254,952.00	338,351,784.00

Note 9.2 Project Expenses

Particulars	For the year ended 31 March, 2018	For the year ended 31 March, 2017
	₹	₹
Consumption of construction materials (Indigenous)	654,193,090.72	784,780,327.08
Contracting Expenses	315,434,495.29	352,516,991.14
Freight	21,810,884.85	18,405,703.61
Site Expenses	27,493,244.36	19,736,578.40
Land Development Expenses	34,599,285.00	78,496,094.00
Site Development Expenses	11,968,902.71	14,030,792.00
Security Guard	14,104,620.95	26,147,670.00
Loading & unloading	1,418,339.94	1,609,126.50
Repair and Maintenance - Plant and machinery	6,350,187.21	7,795,772.00
Rent and Hire Charges	15,646,352.20	15,357,922.00
Power and Fuel	15,260,528.46	12,773,247.35
Conveyance Exp.	7,587,523.12	6,569,603.84
Registry/Stamp Paper/Map & others	75,405,395.40	81,396,748.00
Miscellaneous project expenses	1,950,073.90	1,050,397.56
Total	1,203,222,924.11	1,420,726,973.48



For Technoculture Building Centre (P) :

Vinay Kumar Singh

Managing Director

Technoculture Building Centre Pvt. Ltd.

Sushma Kumari

Director

TECHNOCULTURE BUILDING CENTRE PVT. LTD.

Notes forming part of the financial statements

NOTE-9.3 Changes in Inventories

Particulars	For the year ended 31 March, 2018	For the year ended 31 March, 2017
	₹	₹
Opening Stock:		
Land	675,164,174.64	658,403,746.40
Construction material	54,713,845.00	130,975,784.70
Work-in-progress	6,379,139,851.90	5,582,522,587.67
Hotel Kitchen materials	130,193.00	-
	7,109,148,064.54	6,371,902,118.77
Less: Closing Stock:		
Land	738,094,378.64	675,164,174.64
Construction material	63,136,737.00	54,713,845.00
Work-in-progress	6,865,753,450.00	6,379,139,851.90
Hotel Kitchen materials	-	130,193.00
	7,666,984,565.64	7,109,148,064.54
Net (increase) / decrease	(557,836,501.10)	(737,245,945.77)

NOTE-9.4 Hotel & Resort Expenses

Particulars	For the year ended 31 March, 2018	For the year ended 31 March, 2017
	₹	₹
Consumables (indigenous)	9,595,390.61	10,377,370.75
Total	9,595,390.61	10,377,370.75

Note 9.5 Employee benefits expense

Particulars	For the year ended 31 March, 2018	For the year ended 31 March, 2017
	₹	₹
Salary & Wages	86,358,717.84	69,209,153.00
Salary to Director	19,882,987.00	16,011,310.00
Bonus & Incentives	9,815,910.99	20,332,846.00
Workmen and Staff welfare Expenses	25,035,707.07	12,427,279.00
Contribution to provident fund and other funds	6,076,183.00	5,234,954.00
Contribution to ESI	2,348,718.00	1,517,841.00
Training Expenses	604,874.00	126,845.00
site mess for employee	2,311,328.00	991,496.00
Medical Expenses	1,383,432.94	888,248.02
Insurance to staff	18,745.00	-
Total	153,836,603.84	126,739,972.02

Note 9.6 Finance Cost

Finance Cost consist of following

Particulars	For the year ended 31 March, 2018	For the year ended 31 March, 2017
	₹	₹
Interest on Vehicle loan	445,998.77	552,225.24
Bank charges	1,539,108.90	1,418,617.08
Total	1,985,107.67	1,970,842.32



For Technoculture Building Centre (P) Ltd.

Vinay Kumar Tiwary

Managing Director

Technoculture Building Centre Pvt. Ltd.

Sudhanshu Kumar

Director

Notes forming part of the financial statements

Note 9.7 Depreciation & Amortization Expenses

Particulars	For the year ended 31	For the year ended 31
	March, 2018	March, 2017
	₹	₹
Relating to :		
Property, Plant & Equipments	15,039,851.71	14,912,823.37
Other Intangible Assets	-	-
Total	15,039,851.71	14,912,823.37

Note 9.8 Other Expenses

Particulars	For the year ended 31	For the year ended 31
	March, 2018	March, 2017
	₹	₹
Rent	17,352,309.00	17,613,321.00
Guest House Expenses	1,170,115.92	2,984,806.00
Tour and travel	9,621,922.00	16,850,114.97
Advertisement	62,424,705.34	64,975,463.00
Sales Promotion	11,501,068.00	7,009,684.00
Consultancy fees	22,175,518.00	7,947,457.42
Electricity Expenses	16,390,719.96	15,192,534.35
Lunch & Refreshment	3,454,764.40	3,525,311.00
Repair and Maintenance		
Buildings and others	1,514,928.00	851,962.00
Commission	8,557,045.00	4,260,228.00
Meeting & conference	13,924,110.00	6,243,221.00
Filing Expenses	186,666.00	38,296.00
Insurance & Taxes	342,061.00	334,704.00
Software support service	1,145,526.00	216,000.00
Late fee on TDS Filing	11,110.00	153,000.00
Penalty on Service tax		208,800.00
Entertainment	153,921.00	494,500.00
Luxury tax		6,671,842.96
ISO 9001 Certification		48,000.00
Printing & Stationary	1,937,936.00	2,037,768.50
Entry Tax	716,118.00	-
Municipality taxes	19,425.00	
Interest on Income Tax	2,559,016.00	1,341,577.00
Interest on TDS	1,657,270.00	1,071,159.00
Interest on PF	-	4,016.00
Interest on ESIC	456,944.00	
Interest on VAT	5,857,567.00	
GST Late Fee	23,250.00	
Interest (others)		44,387.00
Interest on cancelled unit	8,456,922.10	8,262,722.00
Tax on Vat Assessment	1,538,158.04	
Taxes on REKA Project	33,993.60	
Postage and Stamp	586,532.98	449,450.00
Office Expenses	3,187,735.90	2,425,402.00
New Paper & Books	285,726.00	291,302.00
Telephone & Internet Expenses	6,818,918.77	8,120,311.70
Payment to Auditors	535,000.00	500,000.00
Puja expenses	3,377,149.00	3,770,041.00
Games and sports material		9,527.00
Hotel, Boarding & Lodging		26,456.00
Corporate social responsibility expenses	472,000.00	
Misc.expenses	4,605,064.58	19,583,308.01
Total	213,051,216.59	203,556,672.91



For Technoculture Building Centre Pvt. Ltd.

Vinay Kumar Singh

Managing Director.

Technoculture Building Centre Pvt. Ltd.

Sushma Kumari

Director

TECHNOCULTURE BUILDING CENTRE PVT. LTD.

Notes forming part of the financial statements

Note 10 Tax Expenses

Particulars	For the year ended 31 March, 2018	For the year ended 31 March, 2017
	₹	₹
Income Tax	20,562,065.00	24,888,577.00
Deferred Tax	55,309.15	963.97
Total	20,617,374.15	24,889,540.97

Note 11 Earning Per Share

Particulars	For the year ended 31 March, 2018	For the year ended 31 March, 2017
	₹	₹
A. Profit attributable to equity shareholders of the company	41,586,984.22	50,180,994.03
B. Number of Equity Shareholders	5,580.00	5,580.00
C. Basic and Diluted EPS (A/B)	7,452.86	8,993.01



For Technoculture Building Centre (Pvt.) Ltd.
Vinay Kumar Tiwary
 Managing Director.

Technoculture Building Centre Pvt. Ltd.
Sushma Kumari
 Director

Note 12- PROVISIONS AND CONTINGENT LIABILITIES

A provision is recognized when the company has a present obligation as a result of past results and it is probable that an outflow of resources embodying economic benefit will be required to settle the obligation. Provisions are recognized at the best estimate of the expenditure required to settle the obligation at the balance sheet date.

A disclosure for a contingent liability is made when there is possible obligation or a present obligation that may, but probably will not require an outflow of resources.

1. CONTINGENT LIABILITY, NOT PROVIDED FOR, IN RESPECT OF:

A. Claims not acknowledge as debts	2017-18	2016-17
Service tax	Rs.35,16,57,109	Rs.35,16,57,109
Bihar Vat	Rs. 81,62,209	Rs. 81,62,209

1. sambodhi retreat a unit of Technoculture building centre private limited, a notice issued and VAT tax was demanded of of Rs. 81,62,209/-. The Assessee have filed a case in Gaya sales tax tribunal .The matter is pending before tribunal court. Hence we unable to ascertain and/or to express our Opinion on the disputed amount of Income tax, Vat & others (if any) remains payable beyond Six months. The company management has informed that, litigation is still pending before appeal and no further progress has done in this case.

2. A service tax show cause notice dated 17/07/2015 issued by DGCEI ,Notice no.- 55/KZU/KOL/JRU/Gr.F/15/3051 ,demanding an service tax amount of Rs. 35,16,57,109 equal penalty with interest. The company have replied the notice and filled in the office of Commissioner of service Tax under Patna commissionerate .The case is disposed off by commissioner service tax patna. Now company is going to file the matter in higher authority

Note 13 . SEGMENT REPORTING(Referred in separate sheet)

The accounting policies adopted for segment reporting are in conformity with the accounting policies adopted for the Company. Further,

a) Inter segment revenue has been accounted for based on the transaction price agreed to between segments which is primarily market based

b) Revenue and expenses have been identified to segments on the basis of their relationship to the operating activities of the segment. Revenue and expenses, which relate to the Company as a whole and are not allocable to segments on a reasonable basis, have been included under "Un-allocated corporate expenses net of un-allocated income".The other details is as below :-



for Technoculture Building Centre (P) Ltd
Vinay Kumar Singh
Managing Director.

Technoculture Building Centre Pvt. Ltd.
Sushma Kumari
Director

NOTE 13) SEGMENT INFORMATION FOR THE YEAR ENDED 31ST MARCH 2018

Information About Primary Business Segment						
	For the Year ended					
	31st March 2018			31st March 2017		
	BUSINESS SEGMENTS					
	A	B	Total	A	B	Total
REVENUE						
Inter-segment revenue	1,454,338,925.24	32,742,023.28	1,487,080,948.52	1,424,266,976.16	23,815,540.31	1,448,082,516.47
Toatl (A)	1,454,338,925.24	32,742,023.28	1,487,080,948.52	1,424,266,976.16	23,815,540.31	1,448,082,516.47
Allocable expenses	1,395,705,467.13	34,458,970.63	1,430,164,437.76	1,331,295,420.80	35,400,369.07	1,366,695,789.87
Toatl (B)	1,395,705,467.13	34,458,970.63	1,430,164,437.76	1,331,295,420.80	35,400,369.07	1,366,695,789.87
Opreating Profit (A-B)	58,633,458.11	(1,716,947.35)	56,916,510.76	92,971,555.36	(11,584,828.76)	81,386,726.60
Other Income	7,234,530.28	38,425.00	7,272,955.28	5,559,474.00	819,037.61	6,378,511.61
Finance Cost	1,917,454.00	67,653.67	1,985,107.67	12,641,609.82	53,093.50	12,694,703.32
Profit Before tax ©	63,950,534.39	(1,746,176.02)	62,204,358.37	85,889,419.54	(10,818,884.65)	75,070,534.89
Profit Before Tax (D)	63,950,534.39	(1,746,176.02)	62,204,358.37	85,889,419.54	(10,818,884.65)	75,070,534.89
Taxation for the Year						
Current Tax			20,562,065.00			24,888,577.00
Deferred Tax-Credit/ (charge)			55,309.00			963.97
Total Tax Expenses (E)			20,617,374.00			24,889,540.97
Profit For The Year (D-E)			41,586,984.37			50,180,993.92

Segment A- It relates to real estate business

Segment B- It relates to hotel and resort business

For Technoculture Building Centre Pvt. Ltd.

Vinay Kumar Tripathy

Managing Director



Technoculture Building Centre Pvt. Ltd.

Surbha Kumari

Director

NOTE 14 Disclosure of transaction between the company and related parties during the year ended as on 31st march 2018

Related Party Name	For the year ended	
	31.03.2018	31.3.2017
	(AMOUNT Rs)	(AMOUNT Rs)
Vastu Vihar Biotech Private Limited	11,325,417.00	6,515,448.00
Vastu Vihar Construcation and Utility Services Privete Limited	12,403,713.00	23,796,749.00
Technoculture Resorts and Business Center private Limited	34,962,964.98	38,806,621.00
Vastu Vihar Media Ventures Pvt ltd	10,015,900.00	9,015,900.00

Disclosure of company's related parties and the status of outstanding balances as on 31st march 2018

Related Party Name	For the year ended	
	31.03.2018	31.3.2017
	(AMOUNT Rs)	(AMOUNT Rs)
Vastu Vihar Biotech Private Limited(Advances given By Technoculture building centre pvt ltd)	4,172,581.70	5,314,673.20
Vastu Vihar Construcation and Utility Services Private Limited(outstanding liability)	1,954,460.65	3,575,540.65
Technoculture Resorts and Business Center private Limited(Advance given)	-	22,440,392.35
Technoculture Resorts and Business Center private Limited(Amount receivable from Technoculture building centre pvt. ltd)	2,325,466.92	0
Vastu Vihar Media Ventures Pvt ltd(Advance given)	12,894,906.41	16,969,104.60

Disclousre of Managerial Remuneration

Managerial Remuneration	31.03.2018	31.3.2017
	(AMOUNT Rs)	(AMOUNT Rs)
Vinay Kumar Tiwary	9741344	7,892,330.00
Sushma Kumari	8948677	7,033,363.00
Dinesh kumar Tiwary	1192966	1,085,617.00
Total	19,882,987.00	16,011,310.00



for Technoculture Building Centre (P) Ltd.

Vinay Kumar Tiwary

Managing Director

Technoculture Building Centre

Sushma Kumari

Director

A. Business Segments

The company has considered business segment as primary segment for disclosure on the basis that the risk and return of the company is primary determined by the nature of product and services. Consequently the geographical segment has been considered as a secondary segment.

Segment revenue relating to each of the above domestic segment includes income from services provided to group companies where applicable.

The above business segments have been identified considering:

- The nature of product and services
- The differing risk and returns
- The internal organization and management structure , and
- The internal financial reporting system

B. Geographical Segments

The geographical segments considered for disclosure are as follows:

- Sales within India includes sales to customer located within India

Revenue Comprises:

Particulars	Year ended	
	31.03.2018	31.03.2017
Sales of product	1454338925.24	1424266976.16
Income from Services Provided	32742023.28	23815540.31
Total	1487080948.52	1448082516.47

Additional notes

- Segment A Relates to business relating to builder and developer
- Segment B Relates to hotel and resort (sambodhi retreat, a resort in Bodhgaya and sambodhi international,bodhgaya,which is taken on lease)

Note-14 . RELATED PARTY DISCLOSURE –(Referred in separate sheet)

Related parties and transactions with them as in the accounting standard 18 on “Related Parties Disclosures” prescribed under Companies (accounting standard) Rules 2006 has been identified and given in a seperate annexure.

For Technoculture Building Centre (P) Ltd.

Vinay Kumar Singh

Managing Director

Technoculture Building Centre Pvt. Ltd.

Sushma Kumari

Director



Note 15 . CORPORATE SOCIAL RESPONSIBILITY ACTIVITIES:-

Gross amount required to be spent by the company during the year :- Rs. 919850

Amount spend during the year :- Rs. 472000

Note 16 . PAYMENTS TO AUDITORS:-

	2017-18	2016-17
For Statutory Audit	430000	430000
For Tax Audit	70000	70000
For Other Services	35000	-

Note-17.

During the year, no instances of fraud noticed or reported by the company management.

Note-18.

Previous year figure have been regrouped/rearranged, whenever found necessary


Signatures to Note 1-18

In terms of our report of even date attached herewith


For Ajay kishore & Company

Chartered Accountants

Firm Registration No.-005899C


Pawan Kumar Jha
(Partner)

Membership No. : 401575



Place: Jamshedpur

Date: 04th September,2018

For Technoculture Building Centre



Managing Director

Technoculture Building Centre




Director


CASH FLOW STATEMENT FOR THE YEAR ENDED 31ST MARCH 2018

	2017-18	2016-17
	Rs.	
CASH FLOW FROM OPEARTING ACTIVITIES:		
NET PROFIT BEFORE TAX & EXTRAORDINARY ITEMS	62,204,358.37	75,070,535.00
Adjusted for		
Depreciation	15,039,851.71	14,912,823.37
Liability no longer required, added back as income	(63,330.18)	-
Interest paid	1,985,107.67	1,970,842.32
Fixed Assets written off		21,033.00
Operating profit before working capital changes	<u>79,165,987.57</u>	<u>91,975,233.69</u>
Adjusted for		
Trade & other Receivable	(316,670.91)	(78,907,155.89)
Inventories	(557,836,501.10)	(737,245,945.77)
Other current assets	15,952,813.34	76,806,949.99
Trade payables and advance from Customers	477,169,183.92	646,866,687.80
Other payables	26,836,201.19	39,690,722.80
	<u>(38,194,973.56)</u>	<u>(52,788,741.07)</u>
Cash generated from opeartion	<u>40,971,014.01</u>	<u>39,186,492.62</u>
Direct Taxes paid/adjusted	(24,888,581.00)	(16,793,292.02)
Cash flow before Extraordinary items	<u>16,082,433.01</u>	<u>22,393,200.60</u>
NET CASH FROM OPEARTING ACTIVITIES (A)	<u>16,082,433.01</u>	<u>22,393,200.60</u>
CASH FLOW FROM INVESTING ACTIVITY		
Purchase of fixed assets	(18,190,427.79)	(15,749,799.00)
NET CASH FROM INVESTING ACTIVITIES (B)	<u>(18,190,427.79)</u>	<u>(15,749,799.00)</u>
CASH FLOW FROM FINANCING ACTIVITY		
Payment of long term & other borrowing	(1,147,508.52)	(1,592,770.80)
Interest & financial charges paid	(1,985,107.67)	(1,970,842.32)
NET CASH FROM FINANCING ACTIVITIES (C)	<u>(3,132,616.19)</u>	<u>(3,563,613.12)</u>
NET INCREASE IN CASH AND CASH EQUIVALENT(A+B+C)	<u>(5,240,610.97)</u>	<u>3,079,788.48</u>
CASH AND CASH EQUIVALENT AT THE BEGINNING OF THE YEAR(A+B+C)	55,747,082.42	52,667,293.94
CASH AND CASH EQUIVALENT AT THE END OF THE YEAR	50,506,471.45	55,747,082.42



In terms of our report of even date attached herewith

For Ajay Kishore and Company
Chartered Accountants
Firm Registration No.005899C


Pawan Kumar Jha
Partner
Membership. No 401575
Place : Jamshedpur
Date :4th September,2018



For and on behalf of Board of Directors

 
Vinay Kumar Tiwary **Sushma Kumari**
Managing Director Director
DIN-01000354 **DIN-01000269**