



Independent Auditors' Report

To the Members of
TECHNOCULTURE BUILDING CENTRE PRIVATE LIMITED

Report on the Financial Statements

We have audited the accompanying financial statements of Technoculture Building Centre Private Limited, which comprise the Balance Sheet as at 31 March 2015, the Statement of Profit and Loss, the Cash Flow Statement for the year ended on that date, and a summary of the significant accounting policies and other explanatory information.

Management's Responsibility for the Financial Statements

The Company's Board of Directors are responsible for the matters stated in sub section 5 of Section 134 of the Companies Act, 2013 with respect to the preparation of these financial statements that give a true and fair view of the financial position, financial performance and cash flows of the Company in accordance with the accounting principles generally accepted in India, including the Accounting Standards specified under Section 133 of the Act, read with Rule 7 of the Companies (Accounts) Rules, 2014. This responsibility also includes maintenance of adequate accounting records in accordance with the provisions of the Act, for safeguarding the assets of the Company and for preventing and detecting frauds and other irregularities; selection and application of appropriate accounting policies; making judgments and estimates that are reasonable and prudent; and design, implementation and maintenance of adequate internal financial controls, that were operating effectively for ensuring the accuracy and completeness of the accounting records, relevant to the preparation and presentation of the financial statements that give a true and fair view and are free from material misstatement, whether due to fraud or error.

Auditors' Responsibility

Our responsibility is to express an opinion on these financial statements based on our audit.

We have taken into account the provisions of the Act, the accounting and auditing standards and matters which are required to be included in the audit report under the provisions of the Act and the Rules made there under.

We conducted our audit in accordance with the Standards on Auditing specified under sub section 10 of Section 143 of the Act. Those Standards require that we comply with ethical requirements and plan and perform the audit to obtain reasonable assurance about whether the financial statements are free from material misstatement.

An audit involves performing procedures to obtain audit evidence about the amounts and the disclosures in the financial statements. The procedures selected depend on the auditor's judgment, including the assessment of the risks of material misstatement of the financial statements, whether due to fraud or error. In making those risk assessments, the auditor considers internal financial control relevant to the Company's preparation of the financial statements that give a true and fair view in order to design audit procedures that are appropriate in the circumstances, but not for the purpose of expressing an opinion on whether the Company has in place an adequate internal financial controls system over financial reporting and the operating effectiveness of such controls. An audit also includes evaluating the appropriateness of the accounting policies used and the reasonableness of the accounting estimates made by the Company's Directors, as well as evaluating the overall presentation of the financial statements.



We believe that the audit evidence we have obtained is sufficient and appropriate to provide a basis for our audit opinion on the financial statements.

Opinion

In our opinion and to the best of our information and according to the explanations given to us, the aforesaid financial statements give the information required by the Act in the manner so required and give a true and fair view in conformity with the accounting principles generally accepted in India, of the state of affairs of the Company as at 31 March 2015, and its profit and its cash flows for the year ended on that date.

Report on Other Legal and Regulatory Requirements

1. As required by the Companies (Auditor's Report) Order, 2015 issued by the Central Government of India in exercise of power conferred by sub section 11 of section 143 of the Act, we enclose in the Annexure a statement on the matters specified in paragraphs 3 and 4 of the Order.
2. As required by sub section 3 of Section 143 of the Act, we report that:
 - (a) We have sought and obtained all the information and explanations which to the best of our knowledge and belief were necessary for the purposes of our audit.
 - (b) In our opinion, proper books of account as required by law have been kept by the Company so far as it appears from our examination of those books.
 - (c) The Balance Sheet, the Statement of Profit and Loss, and the Cash Flow Statement dealt with by this Report are in agreement with the books of account
 - (d) In our opinion, the aforesaid financial statements comply with the Accounting Standards specified under Section 133 of the Act, read with Rule 7 of the Companies (Accounts) Rules, 2014.
 - (e) On the basis of the written representations received from the Directors as on 31 March 2015 and taken on record by the Board of Directors, none of the Directors are disqualified as on 31 March 2015 from being appointed as a Director in terms of sub section 2 of Section 164 of the Act.
 - (f) With respect to the other matters to be included in the Auditor's Report in accordance with Rule 11 of the Companies (Audit and Auditors) Rules, 2014, in our opinion and to the best of our information and according to the explanations given to us:
 - (i) the Company does have pending litigations which would impact its financial position, as per Notes 31;
 - (ii) the Company did not have any long-term contracts including derivative contracts for which there were any material foreseeable losses; and
 - (iii) there were no amounts which required to be transferred by the Company to the Investor Education and Protection Fund.



For Ajay kishore & Company
Chartered Accountants

PKA
CA. Pawan Kumar Jha
(Partner)

Membership No. : 401575
FRN. : 005899C

Place: Jamshedpur


Date: 28/08/2015



Annexure to the Independent Auditors' Report - 31 March 2015

With reference to the Annexure referred to in our report for the even date, we report that:

- i. (a) The Company has maintained proper records showing full particulars including quantitative details and situation of fixed assets.
- (b) The Company has a regular programme of physical verification of its fixed assets by which all fixed assets are verified in a phased manner over a period of two years. In accordance with this programme, certain fixed assets of the Company were physically verified by the management during the year. In our opinion, this periodicity of physical verification is reasonable having regard to the size of the Company and the nature of its assets. No material discrepancies were noticed on such verification.
- (ii)(a) The inventory, except goods-in-transit, has been physically verified by the management during the year. In our opinion, the frequency of such verification is reasonable.
- (b) The procedures for the physical verification of inventories followed by the management are reasonable and adequate in relation to the size of the Company and the nature of its business.
- (c) The Company is maintaining proper records of inventory. The discrepancies noticed on verification between the physical stocks and the book records were not material.
- (iii) The Company has not granted any loans, secured or unsecured, to companies, firms or other parties covered in the register maintained under section 189 of the Companies Act, 2013.
- (iv) In our opinion and according to the information and explanations given to us, there is an adequate internal control system commensurate with the size of the Company and the nature of its business with regard to purchase of inventories and fixed assets and sale of goods and services. In our opinion and according to the information and explanations given to us, there is no continuing failure to correct major weakness in internal control system.
- (v) The Company has not accepted any deposits from the public within the meaning of sections 73 of the Act and the rules framed there under.
- (vi) To the best of our knowledge and as explained, the Central Government has prescribed the maintenance of cost records Section 148(1) of the Act for the activities carried out by the Company.
- (vii) (a) According to the information and explanations given to us and on the basis of our examination of the records of the Company, amounts deducted/accrued in the books of account in respect of undisputed statutory dues including Provident fund, Employees' State Insurance, Income tax, Sales tax, Wealth tax, Service tax, Customs duty, Excise duty, Value added tax, Cess, Superannuation fund, Professional tax and other material statutory dues have been regularly deposited during the year by the Company with the appropriate authorities. According to the information and explanations given to us, no undisputed amounts payable in respect of Provident Fund, Superannuation fund, Wealth tax, Employees' State Insurance, Professional tax, Income-tax, Sales tax, Value added tax, Customs duty, Excise duty and other material statutory dues were in arrears as at 31 March, 2015 for a period of more than six months from the date they became payable.
- (b) According to the information and explanations given to us, there are no dues of Income tax, Wealth tax, Sales tax, Value added tax, Service tax, Customs duty, Excise duty and Cess



which have not been deposited with the appropriate authorities on account of any dispute except for :-

- i. Sambodhi Retreat, a unit of Technoculture building centre private limited, a notice issued and VAT tax was demanded of Rs. 81,62,209/-. As per the explanation submitted by Assessee, a case has been filed in Gaya sales tax tribunal. The matter is pending before tribunal court. Hence we are unable to ascertain and/or to express our opinion on the disputed amount of Income tax, Vat & others (if any) remains payable beyond Six months.
- ii. A Service Tax show cause notice dated 17/07/2015 issued by DGCEI, Notice No-55/KZU/KOL/JRU/Gr.F/15/3051, demanding a service tax amount of Rs 35,16,57,109/- and equal penalty with interest. The company is in process of filing appeal before the commissioner (appeal) in Patna.

(c) According to the information and explanations given to us and on the basis of our examination of the records of the Company, there were no amount which required to be transferred to Investor Education and Protection Fund by the Company in accordance with the relevant provisions of the Companies Act, 1956 and rules made there under, accordingly the provision of clause 3(vii c) of the Order is not applicable to the Company.

(viii) The Company does not have any accumulated losses at the end of the financial year and has not incurred cash losses in the financial year and in the immediately preceding financial year.

(ix) In our opinion and according to the information and explanations given to us, the Company has not defaulted in repayment of dues to its bankers. The Company did not have any outstanding dues to any financial institution or debenture holders during the year.


(x) In our opinion and according to the information and explanations given to us, the Company has not given any guarantee for loans taken by others from banks or financial institutions.

(xi) In our opinion and according to the information and explanations given to us, the term loan has been applied by the Company during the year for the purposes for which they were obtained.

(xii) According to the information and explanations given to us, no fraud on or by the Company has been noticed or reported during the course of our audit.

Forming an Opinion and Reporting on Financial Statements

For Ajay kishore & Co
Chartered Accountants



PJA
Pawan Kumar Jha,

Partner

M.No.401575

FRN: 005899C

Place : JAMSHEDPUR

Date : 28/08/2015

TECHNOCULTURE BUILDING CENTRE PVT. LTD.

Notes forming part of the financial statements for the year ended 31st march 2015
(All amounts in indian rupees)

1) Corporate information

Technoculture Building Centre Pvt. Ltd. is a private limited company in india and is incorporated under company act, 1956. The company is engaged in the business of builder, developer and business in real estate. The company is also running resorts.

2) Significant accounting policies

2.1 Basis of preparation

These financial statements have been prepared to comply in all material aspects with applicable accounting principles in india. The applicable accounting standards prescribed under section 133 of the companies act, 2013 read with rule 7 of the Companies (Accounts) Rules, 2014, the provisions of the Act (to the extent notified) and other accounting principles generally accepted in India, to the extent applicable.

2.2 Revenue Recognition

Revenue from sale of goods is recognised when all the significant risks and rewards of ownership in the goods are transferred to the buyer as per the terms of the contract, the Company retains no effective control of the goods transferred to a degree usually associated with ownership and no significant uncertainty exists regarding the amount of the consideration that will be derived from the sale of goods. Sales are recognised net of trade discounts, rebates, sales taxes.

Income from services rendered is recognised based on agreements/arrangements with the customers as the service is performed using the proportionate completion method when no significant uncertainty exists regarding the amount of the consideration that will be derived from rendering the service and is recognised net of service tax, as applicable

2.3 Expenditure

Expenses are accounted on accrual basis.

2.4 Tangible Assets

Tangible assets are stated at acquisition cost, net of accumulated depreciation and accumulated impairment losses, if any. Subsequent expenditures related to an item of tangible asset are added to its book value only if they increase the future benefits from the existing asset beyond its previously assessed standard of performance.

Tangible assets not ready for the intended use on the date of Balance Sheet are disclosed as "Capital work-in-progress".

Losses arising from the retirement of, and gains or losses arising from disposal of tangible assets which are carried at cost are recognised in the Statement of Profit and Loss.

Depreciation is provided on a pro-rata basis on the straight line method at the rates prescribed under Schedule II to the Companies Act, 2013 .

2.5 Inventories

Inventories are valued at the lower of cost and net realisable value. Cost is computed on a weighted average basis. The net realisable value is the estimated selling price in the ordinary course of business less the estimated costs of completion and estimated costs necessary to make the sale. Finished goods and work-in-progress include all costs of purchases, conversion costs and other costs incurred in bringing the inventories to their present location and condition.

For Technoculture Building Centre (P) Ltd.

Vinay Kumar Tripathy
Director.

For Technoculture Building Centre (P) Ltd.

Sushma Kumari
Director.



TECHNOCULTURE BUILDING CENTRE PVT. LTD.

Notes forming part of the financial statements for the year ended 31st march 2015

(All amounts in indian rupees)

2.6 Provisions and Contingent liabilities

Provisions are recognised when there is a present obligation as a result of a past event, it is probable that an outflow of resource embodying economic benefits will be required to settle the obligation and there is a reliable estimate of the amount of the obligation. Provisions are measured at the best estimate of the expenditure required to settle the present obligation at the Balance Sheet date and are not discounted to its present value. These are reviewed at each year end date and adjusted to reflect the best current estimate.

Contingent liabilities are disclosed when there is a possible obligation arising from past events, the existence of which will be confirmed only by the occurrence or non occurrence of one or more uncertain future events not wholly within the control of the Company or a present obligation that arises from past events where it is either not probable that an outflow of resources will be required to settle the obligation or a reliable estimate of the amount cannot be made.

2.7 Retirement/post retirement benefits

Contributions to defined contribution schemes such as employees' state insurance, labour welfare fund, superannuation scheme, employee pension scheme etc. are charged as an expense based on the amount of contribution required to be made as and when services are rendered by the employees. Company's provident fund contribution, in respect of certain employees, is made to a government administered fund and charged as an expense to the Statement of Profit and Loss.

2.8 Taxes on income

Tax expense comprises current and deferred tax. Current income-tax is measured at the amount expected to be paid to the tax authorities in accordance with the Income-tax Act, 1961 enacted in India. The tax rates and tax laws used to compute the amount are those that are enacted or substantively enacted, at the reporting date.

Deferred tax is recognised for all the timing differences, subject to the consideration of prudence in respect of deferred tax assets. Deferred tax assets and liabilities are measured using the tax rates and tax laws that have been enacted or substantively enacted by the Balance Sheet date. Deferred tax assets are recognised and carried forward only to the extent that there is a reasonable certainty that sufficient future taxable income will be available against which such deferred tax assets can be realised. In situations where the Company has unabsorbed depreciation or carry forward tax losses, all deferred tax assets are recognised only if there is virtual certainty supported by convincing evidence that they can be realised against future taxable profits. The carrying amount of deferred tax assets is reviewed at each Balance Sheet date for any write down, as considered appropriate.

Current tax assets and current tax liabilities are offset when there is a legally enforceable right to set off the recognised amounts and there is an intention to settle the asset and the liability on a net basis. Deferred tax assets and deferred tax liabilities are offset when there is a legally enforceable right to set off assets against liabilities representing current tax and where the deferred tax assets and deferred tax liabilities relate to taxes on income levied by the same governing taxation laws.

2.9 Segment reporting

The accounting policies adopted for segment reporting are in conformity with the accounting policies adopted for the Company. Further,

a) Inter segment revenue has been accounted for based on the transaction price agreed to between segments which is primarily market based.

b) Revenue and expenses have been identified to segments on the basis of their relationship to the operating activities of the segment. Revenue and expenses, which relate to the Company as a whole and are not allocable to segments on a reasonable basis, have been included under "Un-allocated corporate expenses net of un-allocated income".

For Technoculture Building Centre (P) Ltd.

Vinay K. Tiwary
Director.

For Technoculture Building Centre (P) Ltd.

Sursha Kaur
Director.



TECHNOCULTURE BUILDING CENTRE PVT. LTD.

Notes forming part of the financial statements for the year ended 31st march 2015

(All amounts in indian rupees)

2.10 Earnings per share

Basic earnings per share are calculated by dividing the net profit or loss for the period attributable to equity shareholder by the weighted average number of equity shares outstanding during the period.

2.11 Use of Estimates

The preparation of the financial statements in conformity with the generally accepted accounting principles requires that the management makes estimates and assumptions that affect the reported amounts of assets and liabilities, disclosure of contingent liabilities as at the date of the financial statements, and the reported amounts of revenue and expenses during the reported period. Actual results could differ from those estimates.

2.12 Investments

Investments are classified into current and non-current investments. Current investments are stated at the lower of cost and fair value. Non-current investments are stated at cost. A provision for diminution is made to recognise a decline, other than temporary, separately for each individual non-current investments.

Investments that are readily realisable and are intended to be held for not more than one year from the date on which such investments are made, are classified as "Current investments". All other investments are classified as "Non-current investments".

For Technoculture Building Centre (P) Ltd.
Viney Kan Tiwary
Director.

For Technoculture Building Centre (P) Ltd.
Sushra Kumar
Director.



TECHNOCULTURE BUILDING CENTRE PVT. LTD.

Balance Sheet As at 31 March, 2015

Particulars	Note	As at 31 March, 2015	As at 31 March, 2014
		Amount(₹)	Amount(₹)
A EQUITY AND LIABILITIES			
1 Shareholders' funds			
(a) Share capital	3	5,58,000.00	5,58,000.00
(b) Reserves and surplus	4	4,45,66,523.75	4,28,28,665.43
		4,51,24,523.75	4,33,86,665.43
2 Share application money pending allotment			
3 Non-current liabilities			
(a) Long-term borrowings	5	17,41,998.23	33,25,054.62
(b) Deferred Tax Liabilities	6	40,67,227.74	16,88,275.68
(c) Other long-term liabilities			
(d) Long-term provisions			
		58,09,225.97	50,13,330.30
4 Current liabilities			
(a) Short-term borrowings			
(b) Trade payables	7	7,03,26,191.18	5,17,45,793.54
(c) Other current liabilities	8	6,50,48,11,270.79	4,71,45,10,112.49
(d) Short-term provisions	9	73,37,099.00	45,44,980.00
		6,58,24,74,560.97	4,77,08,00,886.03
		6,63,34,08,310.69	4,81,92,00,881.76
B ASSETS			
1 Non-current assets			
(a) Fixed assets	10		
(i) Tangible Assets		7,61,94,811.28	8,69,22,934.14
(ii) Intangible Assets		3,43,889.60	4,58,519.47
(iii) Capital Work In Progress		2,47,34,587.84	2,47,34,587.84
		10,12,73,288.72	11,21,16,041.45
(b) Non Current Investment	11	4,74,268.00	1,00,000.00
(c) Deferred Tax Assets(Net)			
(d) Long Term Loan and Advances			
(e) Other non-current assets			
		10,17,47,556.72	11,22,16,041.45
2 Current assets			
(a) Current investments			
(b) Inventories	12	5,36,39,36,544.75	3,99,87,39,992.83
(c) Trade receivables	13	6,81,31,448.79	5,25,19,624.15
(d) Cash and cash equivalents	14	3,64,74,011.03	3,44,83,538.73
(e) Short-term loans and advances	15	1,06,31,18,749.40	62,12,41,684.60
(f) Other current assets	16	-	-
		6,53,16,60,753.97	4,70,69,84,840.31
		6,63,34,08,310.69	4,81,92,00,881.76
See accompanying notes forming part of the financial statements	1-31		

In terms of our report attached.

For Ajay Kishore and Company

Chartered Accountants

Firm Reg. No.: 005899C


Pawan Kumar Jha

Partner

Memb. No 401575

Place : Jamshedpur

Date : 28-08-2015



For and on behalf of Board of Directors of
Technoculture Building Centre Pvt. Ltd.

FOR TECHNOCULTURE BUILDING CENTRE PVT. LTD.

Vinay Kumar Tiwary

Vinay Kumar Tiwary

Managing Director

Sushma Kumari

Sushma Kumari

Sushma Kumari (Director)

TECHNOCULTURE BUILDING CENTRE PVT. LTD.
Consolidated Statement of Profit and Loss for the year ended 31 March, 2015


Particulars	Note	For the year ended	For the year ended
		31 March, 2015	31 March, 2014
		Amount(₹)	Amount(₹)
A CONTINUING OPERATIONS			
1 Revenue from operations (gross)	17	35,76,81,490.08	33,05,03,928.11
Less: Excise duty			
Revenue from operations (net)		35,76,81,490.08	33,05,03,928.11
2 Other income	18	36,07,174.08	25,83,697.69
3 Total revenue (1+2)		36,12,88,664.16	33,30,87,625.80
4 Expenses			
(a) Cost of materials consumed	19	86,82,00,935.73	86,28,05,709.42
(b) Purchases of stock-in-trade			
(c) Changes in work-in-progress	20	(1,38,97,26,356.73)	(1,26,64,83,202.67)
(d) Employee benefits expense	21	7,79,79,390.50	9,77,38,475.53
(e) Finance costs	22	46,86,339.45	53,42,876.96
(f) Depreciation and amortisation expense	10	1,93,02,516.15	1,22,15,322.60
(g) Operating and Other expenses	23	76,59,30,744.63	60,78,42,439.35
Total expenses		34,63,73,569.73	31,94,61,621.19
5 Profit / (Loss) before exceptional and extraordinary items and tax (3 - 4)		1,49,15,094.43	1,36,26,004.61
6 Exceptional items			
7 Profit / (Loss) before extraordinary items and tax (5 ± 6)		1,49,15,094.43	1,36,26,004.61
8 Extraordinary items			
9 Profit / (Loss) before tax (7 ± 8)		1,49,15,094.43	1,36,26,004.61
10 Tax expense:			
(a) Current tax expense for current year		73,37,103.00	45,44,980.00
(b) Deferred Tax		23,78,952.06	34,163.68
		97,16,055.06	45,79,143.68
11 Profit / (Loss) from continuing operations (9 ± 10)		51,99,039.37	90,46,860.93
12 Profit / (Loss) for the year (11 ± 13)		51,99,039.37	90,46,860.93
13 Earning per share Basic and Diluted (₹)		1,005.23	1,749.20
Weighted Average number of Equity Shares		5,172.00	5,172.00
Face Value per Equity Share(₹)		100	100

In terms of our report attached.

For Ajay Kishore and Company

Chartered Accountants


Firm Reg. No.:0058990


Pawan Kumar Jha
 Partner

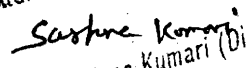
Memb. No 401575

Place : Jamshedpur

Date 28-08-2015



For and on behalf of Board of Directors of
 Technoculture Building Centre Pvt. Ltd.
Vinay Kumar Tiwary
 Managing Director


Sushma Kumari
 Director

TECHNOCULTURE BUILDING CENTRE PVT. LTD.

Notes forming part of the financial statements
Note 3 Share Capital

The Authorised, Subscribed and Paid up capital comprise of Equity share having a par value of Rs. 100 as follows

Particulars	As at 31 March, 2015		As at 31 March, 2014	
	No. of shares	Amount	No. of shares	Amount
(a) Authorised 20000 Equity shares of Rs.100	20,000.00	20,00,000.00	20,000.00	20,00,000.00
Total	20,000.00	20,00,000.00	20,000.00	20,00,000.00
(b) Issued, subscribed and paid up Equity shares of Rs.100 each	5,580.00	5,58,000.00	5,580.00	5,13,500.00
Total	5,580.00	5,58,000.00	5,580.00	5,13,500.00

Note 3(a) Reconciliation of No. of Shares

Particulars	As at 31 March, 2015		As at 31 March, 2014	
	No. of shares	Amount	No. of shares	Amount
Opening Balance	5,580.00	5,58,000.00	5,135.00	5,13,500.00
Changes During the Year	-	-	445.00	44,500.00
Closing Balance	5,580.00	5,58,000.00	5,580.00	5,58,000.00

Note 3(b) Details of shares held by each shareholder holding more than 5% shares:

Class of shares / Name of shareholder	As at 31 March, 2015		As at 31 March, 2014	
	Number of shares held	% holding in that class of shares	Number of shares held	% holding in that class of shares
Equity shares with voting rights				
Vinay Kumar Tiwary	3032	54.34%	3032	54.34%
Sushma Tiwary	2538	45.48%	2538	45.48%
Dinesh Kumar Tiwary	10	0.2%	10	0.2%

Note 3(c) Terms/ rights attached to equity shares

The Company has only one class of equity shares having par value of ₹ 100 per share. Each holder of equity shares is entitled to one vote per share. In the event of liquidation of Company, the holders of equity shares will be entitled to receive remaining assets of the Company, after distribution of all preferential amounts. The distribution will be in proportion to the number of equity shares held by the shareholders.

For Technoculture Building Centre (P) Ltd.

Vinay Kumar Tiwary
Director.

For Technoculture Building Centre (P) Ltd.

Sushma Kumari
Director.



TECHNOCULTURE BUILDING CENTRE PVT. LTD.

forming part of the financial statements

Note 4 Reserves and surplus

Particulars	As at 31 March, 2015	As at 31 March, 2014
	₹	₹
Surplus / (Deficit) in Statement of Profit and Loss		
Opening balance	3,99,52,900.43	3,09,06,039.50
Less :- Adjusted for Drepreciation	(34,61,181.05)	
Add: Profit / (Loss) for the year	51,99,039.37	90,46,860.93
Less: Transfer to General reserve	-	-
Closing balance	4,16,90,758.75	3,99,52,900.43
Securities premium Reserve	28,75,765.00	28,75,765.00
Total	4,45,66,523.75	4,28,28,665.43

Notes 4(a) :- During the year, the company has adopted estimated useful life of fixed assets as stipulated by Schedule-II to the companies act 2013. Accordingly, Depreciation of Rs. 3461181.05 on account of assets whose useful life is already exhausted on April 01,2014 has been adjusted against General Reserve.

Note 5 Long-term borrowings

Particulars	As at 31 March, 2015	As at 31 March, 2014
	₹	₹
Term Loan:-		
From banks and Financial Institutions		
Secured		
Loan Against Marino Vehicles From ICICI Bank	5,436.00	5,436.00
Loan Against Tourister(Bus) From Mahindra & Mahindra	57,893.44	57,893.44
ENDEAVOUR (TATA CAPITAL)	-	3,48,615.71
Loan Against Sand Rider	2,91,839.09	4,42,687.64
Loan Agst. Indigo Manza from Bank of Baroda	-	33,629.00
Loan against Bolero(Ranchi) Tata Capital	-	1,01,347.44
Loan against indigo(Ranchi)Tata Capital	-	27,993.28
Loan against Indigo(Ranchi)Tata Capital	-	50,116.67
Loan against Tavera(patna)from mahendra finance	-	1,60,944.17
Loan against Scorpio(patna)from mahendra finance	2,44,541.82	3,89,442.75
Loan against Fortuner (Patna)	11,42,287.88	15,42,391.22
Loan against Bolero(Dhanbad)from Tata Capital	-	1,01,347.44
Loan against Indigo(Dhanbad)from Tata Capital	-	25,356.09
Loan against Indigo(Dhanbad)from Tata Capital	-	37,853.77
Security		
Above Loan is secured by hypothecation of Vehicles Financed by ICICI Bank , Tata Capital, Mahindra Finance, and Guaranteed by the Directors Of the Company.		
Total	17,41,998.23	33,25,054.62

For Technoculture Building Centre (P) Ltd.

Vinay Kumar Tiwary
Director.

For Technoculture Building Centre (P) Ltd.

Sushma Kaur
Director.



CHNOCULTURE BUILDING CENTRE PVT. LTD.

Notes forming part of the financial statements

Note 6 Deferred tax Liabilities

Particulars	As at 31 March, 2015	As at 31 March, 2014
	₹	₹
Timing Difference opening balance	54,63,675.33	53,53,114.33
Addition:- Depreciation and Amortisation	76,98,874.00	1,10,561.00
Deletion:-		
Closing Balance	1,31,62,549.33	54,63,675.33
Deferred Tax Liabilities (Shown on Balance Sheet)	40,67,227.74	16,88,275.68
Opening Balance	16,88,275.68	16,54,112.00
Transfer to Statement of profit and loss	23,78,952.06	34,163.68

Note 7 Trade payables

Particulars	As at 31 March, 2015	As at 31 March, 2014
	₹	₹
Sundry Creditors	6,63,09,796.33	4,86,75,127.54
Creditor for expenses	40,16,394.85	30,70,666.00
Total	7,03,26,191.18	5,17,45,793.54

Note 8 Other current liabilities

Particulars	As at 31 March, 2015	As at 31 March, 2014
	₹	₹
Retention Money	4,13,51,551.95	3,10,09,671.49
Advance from Customer	6,45,37,99,313.65	4,67,72,39,745.25
Audit Fee Payable	2,00,000.00	1,50,000.00
Statutory Liabilities:-		
EPF Liability	8,36,431.00	3,58,923.00
ESIC Liability	2,80,038.00	59,376.00
Service Tax	-	-
TDS	66,80,000.94	49,27,542.55
Labour Cess	11,16,670.67	6,35,618.39
Luxury tax	5,11,194.58	1,29,235.81
Professional Tax	36,070.00	
Total	6,50,48,11,270.79	4,71,45,10,112.49


Note 9 Short-term provisions


Particulars	As at 31 March, 2015	As at 31 March, 2014
	₹	₹
Provision - Others:		
Provision for tax	73,37,099.00	45,44,980.00
Total	73,37,099.00	45,44,980.00

Note 11 Non current Investment

(At lower of cost and net realisable value)

Particulars	As at 31 March, 2015	As at 31 March, 2014
	₹	₹
Fixed Deposit at IDBI	3,21,614.00	-
Fixed Deposit at Bank of Baroda	1,52,654.00	1,00,000.00
Total	4,74,268.00	1,00,000.00

For Technoculture Building Centre (P) Ltd.

 Director.

For Technoculture Building Centre (P) Ltd.

 Director.



12 Inventories

(lower of cost and net realisable value)

Particulars	As at 31 March, 2015	As at 31 March, 2014
	₹	₹
Stock of Raw Material	73,67,716.35	3,18,97,521.16
Land (in stock)	54,60,83,628.40	
Work-in-progress(Construction)	4,81,04,85,200.00	3,96,68,42,471.67
Total	5,36,39,36,544.75	3,99,87,39,992.83

For Technoculture Building Centre (P) Ltd.

Vinay Kumar Tiwari
Director.

For Technoculture Building Centre (P) Ltd

Sushma Kumari
Director.



TECHNOCULTURE BUILDING CENTRE PVT. LTD.

Note 10 Fixed Assets

Fixed Assets consist of the following

Tangible assets	Gross block			Gross block				Net Block		
	Balance as at 1 April, 2014	Additions	Disposals	Balance as at 31 March, 2015	Accumulated depreciation as at 1 April, 2014	Depreciation / amortisation expense for the year	Accumulated depreciation as at 31st March, 2015	Adjusted with General Reserve	Balance as at 31 March, 2015	Balance as at 31 March, 2014
	₹	₹	₹	₹	₹	₹	₹		₹	₹
(a) Tangible Assets										
Plant and Machinery	3,09,63,993.63	27,74,594.56		3,37,38,588.19	1,15,40,006.08	42,26,148.25	1,57,66,154.33		1,79,72,433.86	1,94,23,987.55
Office Equipments	80,49,068.95	24,36,079.81		1,04,85,148.76	21,80,250.08	32,47,532.97	54,27,783.05	14,12,927.07	36,44,438.64	58,68,818.87
Computer	83,61,771.29	12,86,127.68		96,47,898.97	48,90,716.95	21,44,574.36	70,35,291.31	11,42,924.28	14,69,683.38	34,71,054.34
Furniture and Fixtures	1,15,32,108.00	32,28,688.01		1,47,60,796.01	50,28,995.25	21,57,684.53	71,86,679.78	13,828.90	75,60,287.33	65,03,112.75
Freehold Vehicles	1,02,38,553.78	21,95,454.41		1,24,34,008.19	90,69,055.55	5,49,224.05	96,18,279.60	79,678.11	27,36,050.48	11,69,498.23
Leasehold Vehicles	1,25,62,982.78	-		1,25,62,982.78	44,46,451.90	33,45,953.97	77,92,405.87	8,11,822.69	39,58,754.22	81,16,530.88
Building	4,34,31,182.82	-		4,34,31,182.82	94,64,451.30	35,16,768.15	1,29,81,219.45		3,04,49,963.37	3,39,66,731.52
Land	84,03,200.00	-		84,03,200.00	-		-		84,03,200.00	84,03,200.00
Total	13,35,42,861.25	1,19,20,944.47	-	14,54,63,805.72	4,66,19,927.11	1,91,87,886.28	6,58,07,813.39	34,61,181.05	7,61,94,811.28	8,69,22,934.14
(b) Intangible Assets										
Trade Mark	3,83,500.00			3,83,500.00	1,57,439.47	56,515.13	2,13,954.60		1,69,545.40	2,26,060.53
Copyright	1,14,500.00			1,14,500.00	90,903.00	5,899.25	96,802.25		17,697.75	23,597.00
Software	3,71,962.00			3,71,962.00	1,63,100.06	52,215.49	2,15,315.55		1,56,646.45	2,08,861.94
Total	8,69,962.00	-	-	8,69,962.00	4,11,442.53	1,14,629.87	5,26,072.40		3,43,889.60	4,58,519.47
Tangible assets	Gross block	Additions	Transferred to Building	Gross block	Accumulated depreciation as at 1 April, 2013	Depreciation / amortisation expense for the year	Accumulated depreciation as at 31st March, 2014		Balance as at 31 March, 2014	Balance as at 31 March, 2013
	Balance as at 1 April, 2014			Balance as at 31 March, 2014						
	₹	₹	₹	₹	₹	₹	₹		₹	₹
(c) Capital work in progress										
Capital Work-In-Progress	2,47,34,587.84	-	-	2,47,34,587.84	-	-	-		2,47,34,587.84	2,47,34,587.84
Total	2,47,34,587.84	-	-	2,47,34,587.84	-	-	-		2,47,34,587.84	2,47,34,587.84

NOTES :-

1.Land indicates land purchased for sambodhi retreat, bodhgaya, capital work-in-progress indicates expenses on such land shown as capital work -in - Progress

2.Depreciation of Rs. 3461181.05 on account of assets whose useful life is already exhausted on April 01, 2014 has been adjusted against General Reserve pursuant to adoption of estimated useful life of fixed assets as stipulated by Schedule II of Companies Act, 2013. [Refer Note 4(a)].

For Technoculture Building Centre (P) Ltd.

Vinay Kumar Tiwary
Director.

For Technoculture Building Centre (P) Ltd.

Sushma Kumari
Director.



TECHNOCULTURE BUILDING CENTRE PVT. LTD.

Notes forming part of the financial statements

Note 13 Trade receivables unsecured

Particulars	As at 31 March, 2015	As at 31 March, 2014
	₹	₹
Over six month from the date they were due for the Payment		
(a) Considered Good	4,17,73,138.06	1,35,86,311.12
(b) Considered Doubtful		
Less: Provision for doubtful trade receivables		
Others		
(a) Considered Good	2,63,58,310.73	3,89,33,313.03
(b) Considered Doubtful		
Less: Provision for doubtful trade receivables		
Total	6,81,31,448.79	5,25,19,624.15

Note 14 Cash and Bank Balances

Particulars	As at 31 March, 2015	As at 31 March, 2014
	₹	₹
(a) Cash and Cash equivalents		
(i) Balance with Banks		
In current accounts	3,03,80,199.03	(4,74,26,834.07)
In Cash credit account	-	7,76,12,293.80
In deposit accounts with original maturity less then 3 months		
(ii) Cheques/Draft on hand	5,93,042.00	3,77,580.00
(iii) Cash on hand	55,00,770.00	39,20,499.00
		3,44,83,538.73
(b) Other bank Balance		
(i) Earnmarked balances with bank		
(ii) Short term bank deposits		
Total	3,64,74,011.03	3,44,83,538.73

Note 15 Short-term loans and advances

Particulars	As at 31 March, 2015	As at 31 March, 2014
	₹	₹
(a) Secured, Considered good		
(b) Unsecure, Considered good		
Security Deposit(rent)	52,39,632.00	55,06,160.00
Security Deposit(Phone)	59,068.00	3,356.00
Security Deposit(Others)	12,64,999.00	6,07,709.00
Advance income tax	46,00,000.00	41,09,700.00
TDS	54,115.00	59,318.00
Income tax Refundable	75,410.00	75,410.00
Advance payment of Vat/sales tax	1,91,80,209.48	74,65,952.96
Advance payment of service Tax	3,24,22,301.85	47,42,634.83
Advance to Suppliers & contractors	2,23,21,360.04	3,11,61,761.33
Advances for Land	92,61,74,245.66	54,12,30,678.00
Advances to staff	5,17,27,408.37	2,62,79,004.48
(c) Daubtful		
Less: Provision for other doubtful loans and advances		
Total	1,06,31,18,749.40	62,12,41,684.60

Note:- security deposit(others) means security deposit for electricity, cable tv, water, vehicles etc

Note 16 Other current assets


Particulars	As at 31 March, 2015	As at 31 March, 2014
	₹	₹
Preliminary Expenses	-	-
Total	-	-

For Technoculture Building Centre (P) Ltd.

Vinay Kumar Tripathy
Director.

For Technoculture Building Centre (P) Ltd.

Sushma Kaur
Director.



TECHNOCULTURE BUILDING CENTRE PVT. LTD.

forming part of the financial statements

Revenue from operations

Particulars	For the year ended 31 March, 2015	For the year ended 31 March, 2014
	₹	₹
Sales (Flats)	32,45,01,068.00	29,04,12,904.00
Others	3,31,80,422.08	4,00,91,024.11
Total	35,76,81,490.08	33,05,03,928.11

Notes :- Others means Revenue generated from Sambodhi retreat, a resort in bodhgaya

Note 18 Other income

Particulars	For the year ended 31 March, 2015	For the year ended 31 March, 2014
	₹	₹
Scrap, Unit cancellation	35,26,875.08	25,83,697.69
Interest on Fixed Deposit	80,299.00	-
Total	36,07,174.08	25,83,697.69

Note. 19 Cost of materials consumed

Particulars	For the year ended 31 March, 2015	For the year ended 31 March, 2014
	₹	₹
Opening stock of Raw Material	2,46,36,349.04	1,55,91,813.06
Add:- Purchase of land	15,96,15,982.00	-
Add:- Construction material	69,11,68,600.04	-
Add: Purchases(others)	1,47,721.00	87,18,50,245.40
	87,55,68,652.08	88,74,42,058.46
Less: Closing stock of Raw Material	73,67,716.35	2,46,36,349.04
Cost of material consumed	86,82,00,935.73	86,28,05,709.42

Note 20 Changes in inventories of finished goods, work-in-progress and stock-in-trade

Particulars	For the year ended 31 March, 2015	For the year ended 31 March, 2014
	₹	₹
<u>Inventories at the end of the year:</u>		
Land (in stock)	54,60,83,628.40	-
Work-in-progress(Construction)	4,81,04,85,200.00	3,96,68,42,471.67
	5,35,65,68,828.40	3,96,68,42,471.67
<u>Inventories at the beginning of the year:</u>		
Work-in-progress	3,96,68,42,471.67	2,70,03,59,269.00
	3,96,68,42,471.67	2,70,03,59,269.00
Net (increase) / decrease	(1,38,97,26,356.73)	(1,26,64,83,202.67)

Note 21 Employee benefits expense

Particulars	For the year ended 31 March, 2015	For the year ended 31 March, 2014
	₹	₹
Salary, Wages, Bonus etc	6,62,61,061.00	9,34,59,416.21
Workmen and Staff welfare Expenses	61,81,400.00	13,38,380.00
Insurance of Staff	-	27,238.00
Contribution to provident fund and other funds	50,46,904.00	22,02,589.00
Medical Expenses	4,90,025.50	7,10,852.32
Total	7,79,79,390.50	9,77,38,475.53

For Technoculture Building Centre (P) Ltd.
Vijay Kumar Tripathy
Director.

For Technoculture Building Centre (P) Ltd.
Sushma Kumar
Director.



TECHNOCULTURE BUILDING CENTRE PVT. LTD.

Finance Cost
Cost consist of following

Particulars	For the year ended 31 March, 2015	For the year ended 31 March, 2014
	₹	₹
Interest on Income Tax	1,15,074.00	1,57,425.00
Interest on TDS	17,94,026.00	3,94,789.00
Interest (others)	21,50,333.72	26,35,946.97
Interest on Service Tax	-	15,37,366.00
Interest on Professional Tax	124.00	-
Interest on sales tax	-	94,918.00
Interest on Vehicle loan	6,26,781.73	5,22,431.99
Total	46,86,339.45	53,42,876.96

Notes forming part of the financial statements

Note 23 Operation and Other Expenses

Particulars	For the year ended 31 March, 2015	For the year ended 31 March, 2014
	₹	₹
Consumable	92,56,405.50	1,30,09,797.16
Contracting Expenses	31,97,95,907.25	26,11,91,688.33
Freight	1,07,70,436.10	79,37,656.64
Rent and Hire Charges	2,14,18,142.62	2,40,19,011.00
Guest House Expenses	76,61,710.79	43,35,384.00
Security Guard	1,61,78,877.61	1,38,08,489.00
Site Expenses	85,82,543.00	42,52,594.00
Conveyance Exp.	37,79,446.24	43,35,005.00
Tour and travel	1,00,15,200.07	81,51,003.00
Advertisement	7,06,77,691.40	5,96,78,006.05
Land Development Expenses	4,38,60,881.00	-
Sales Promotion	2,49,04,683.71	2,20,90,221.70
Registry/stamp paper & others	9,30,71,854.00	9,01,12,324.00
Consultancy fees	39,75,574.00	51,03,628.00
Power and Fuel	2,42,07,336.98	1,84,52,424.98
Site Development Expenses	4,21,86,394.26	3,12,99,756.76
Lunch & Refreshment	24,20,231.67	32,64,820.00
Repair and Maintenance		
Plant and machinery	73,77,380.28	39,33,553.00
Buildings and others	34,25,039.00	22,35,709.00
Bank charges,	12,62,159.61	17,87,312.41
Commission	10,25,414.50	14,02,304.00
meeting & conference	4,93,302.00	56,510.00
Medical Expenses	2,77,842.00	-
Filling Expenses	-	14,900.00
Insurance & Taxes	9,40,369.00	3,77,683.00
Website Development	4,26,184.00	97,456.00
Donation to Bihar state cricket board	-	4,00,000.00
Late fee on Service tax	-	500.00
Penalty on Service tax	-	4,92,815.00
Gift	2,27,665.00	-
Entertainment	88,65,581.00	-
Income tax assessment (09-10)	2,42,532.00	-
Income tax assessment (10-11)	7,83,710.00	-
VAT/Sales tax	2,14,242.00	33,20,815.77
Luxury tax	38,03,408.10	-
ISO 9001 Certification	14,000.00	14,000.00
Printing & Stationary	18,71,894.50	21,72,427.00
Entry Tax	14,93,200.00	6,73,641.00
Postage and Stamp	4,88,331.00	3,02,987.00
Office Expenses	46,15,660.22	56,96,840.38
New Paper & Books	2,58,483.00	4,76,739.61
Telephone & Internet Expenses	67,89,679.02	59,31,317.91
Payment to Auditor	2,00,000.00	1,50,000.00
Loading & unloading	25,94,888.00	18,44,118.21
Training Expenses	5,80,966.00	11,70,112.50
Puja expenses	31,88,262.00	35,60,555.00
Misc. Expenses	17,07,236.20	6,88,332.94
Total	76,59,30,744.63	60,78,42,439.35

For Technoculture Building Centre (P) Ltd.
Vinay Kumar Tiwary
Director

For Technoculture Building Centre (P) Ltd
Sachin Kumar
Director.



TECHNOCULTURE BUILDING CENTRE PVT. LTD.

es forming part of the financial statements

Note 24 Employee benefit plans(AS-15)

Defined contribution plans

The Company makes Provident Fund contributions to defined contribution plans for qualifying employees. Under the Schemes, the Company is required to contribute a specified percentage of the payroll costs to fund the benefits. The Company recognised ₹5046904 (Year ended 31 March, 2014 ₹2202529) for Provident Fund contributions in the Statement of Profit and Loss. The contributions payable to these plans by the Company are at rates specified in the rules of the schemes.

Note 25 Related Party Disclosure (AS-18)

Related party transactions	
Details of related parties:	
Description of relationship	Names of related parties
Director of Company (Para 3c)	Vinay Kumar Tiwary
Director of Company (Para 3c)	Sushma Tiwary
Entities in which Directors have significant influence (Para 3e)	Vastu Vihar Construction and Utility Service Pvt. Ltd.
Entities in which Directors have significant influence (Para 3e)	Vastu vihar media ventures private limited
Entities in which Directors have significant influence (Para 3e)	Vastu vihar biotech private limited

Note: Related parties have been identified by the Management.

Details of related party transactions during the year ended 31 March, 2015 and balances outstanding as at 31 March, 2015

₹


	For the year ended 31st march 2015		For the year ended 31st march 2014
	Directors	Entities in which Directors have significant influence	
Balances outstanding at the beginning of the year			
<u>Rendering of services (Amount given as advance against services)</u>			
Vastu Vihar Media Ventures Pvt. Ltd.	-	86,28,552.60	
<u>Rendering of services (Amount liable to be paid against services)</u>			
Vastu Vihar Constructio and Utility Service Pvt. Ltd.	-	57,67,364.00	
<u>Managerial Remuneration</u>			
Vinay Kumar Tiwary	24,60,000.00	-	30,38,000.00
Sushmar Kumari	24,00,000.00	-	24,24,000.00
Dinesh Kumar Tiwary	10,97,716.00		8,06,106.00
Balances outstanding at the end of the year			
<u>Rendering of services (Amount given as advance against services)</u>			
Vastu Vihar Media Ventures Pvt. Ltd.	-	67,79,548.60	
Vastu vihar biotech private limited		4,46,816.00	

For Technoculture Building Centre (P) Ltd.

Vinay Kumar Tiwary
Director

For Technoculture Building Centre (P) Ltd.

Sushma Kumari
Director.



ering of services (Amount liable to be paid against services)			
stu Vihar Constructio and Utility Service Pvt. Ltd.		34,25,501.65	

TECHNOCULTURE BUILDING CENTRE PVT. LTD.


Notes forming part of the financial statements


Note 26 Leases (AS-19)

Particulars	For the year ended 31 March, 2015	For the year ended 31 March, 2015
	₹	₹
Details of leasing arrangements		
<u>As Lessee</u>		
The Company has entered into finance lease arrangements for certain vehicles, which provide the Company an option to purchase the assets at the end of the lease period.	17,41,998.23	29,93,890.00
	17,41,998.23	29,93,890.00

Note 27 Earning Per Share (AS-20)

Particulars	For the year ended 31 March, 2015	For the year ended 31 March, 2014
	₹	₹
Earnings per share		
<u>Basic</u>		
<u>Continuing operations</u>		
Net profit / (loss) for the year from continuing operations	51,99,039.37	90,46,860.93
Less: Preference dividend and tax thereon	-	-
Net profit / (loss) for the year from continuing operations attributable to the equity shareholders	51,99,039.37	90,46,860.93
Weighted average number of equity shares		
Par value per share	5,172.00	5,172.00
Earnings per share from continuing operations - Basic	100.00	100.00
	1,005.23	1,749.20

For Technoculture Building Centre (P) Ltd.

 Director.

For Technoculture Building Centre (P) Ltd.

 Director.



TECHNOCULTURE BUILDING CENTRE PVT. LTD.

Note 28 Segment Information

Particulars				
Segment information				
The Company has identified business segments as its primary segment and geographic segments as its				
Particulars	For the year ended 31 March, 2015			
	Business segments		Eliminations	Total
	A	B		
	₹	₹	₹	₹
Revenue	32,45,01,068.00	3,31,80,422.08	0	35,76,81,490.08
Inter-segment revenue		-		
Total	32,45,01,068.00	3,31,80,422.08		35,76,81,490.08
Segment result				-
allocable expenses (net)	30,96,25,522.44	3,66,67,748.59		34,62,93,271.03
Operating income				-
Other income (net)	24,01,209.02	11,25,666.06		35,26,875.08
Profit before taxes	1,72,76,754.58	(23,61,660.45)		1,49,15,094.13

Note :-

1. Segment A Relates to business relating to builder and developer
2. Segment B Relates to hotel and resort(sambodhi retreat, a resort in Bodhgaya)

For Technoculture Building Centre (P) Ltd.

Vinay Kumar Singh
Director.



For Technoculture Building Centre (P) Ltd.

Sushma Kumar
Director.

TECHNOCULTURE BUILDING CENTRE PVT. LTD.

Notes forming part of the financial statements

Note 29 Disclosures under Accounting Standards -29

Particulars					
Details of provisions					
The Company has made provision for various contractual obligations and disputed liabilities based on					
Particulars	As at 1 April, 2014	Additions	Utilisation	Reversal (withdrawn as no longer required)	As at 31 March, 2015
	₹	₹	₹	₹	₹
Provision for other contingencies (Penalties imposed by service tax department)	0	0		0	0
Total	0	0	0	0	0

Note: - Figures in brackets relate to the previous year.

Of the above, the following amounts are expected to be incurred within a year:

Particulars	As at 31 March, 2015	As at 31 March, 2014
	₹	₹
Provision for other contingencies (Penalties imposed by service tax department)	-	-

Note 30 Previous year figures


The figure of previous year's figures have been regrouped where necessary to confirm to this year's classification.

For Technoculture Building Centre (P) Ltd

Vijay Kumar Tiwari
Director.

For Technoculture Building Centre (P) Ltd.

Sushant Kumar
Director.



TECHNOCULTURE BUILDING CENTRE PVT. LTD.

Notes forming part of the financial statements

Note 31 pending litigations which would impact its financial position

Case -1 A service tax show cause notice dated 17/07/2015 issued by DGCEI ,Notice no.- 55/KZU/KOL/JRU/Gr.F/15/3051 ,demanding an service tax amount of Rs. 35,16,57,109 and equal penalty with interest. The company is in the process of filling appeal before the commissioner(appeal) in patna.

case -2(ii) Sambodhi Retreat,a unit of Technoculture building centre privae limited ,a notice issued and VAT tax was demanded of Rs. 81,62,209/-. The Assessee have filed a case in Gaya sales tax tribunal .The matter is pending before tribunal court. Hence We unable to ascertain and/or to express our Opinion on the disputed amount of Income tax, Vat & others (if any) remains payable beyond Six months. the company management have informed that, litigation is still pending

For Technoculture Building Centre (P) Ltd.

Vinay Kumar Tiwari
Director.



For Technoculture Building Centre (P) Ltd.

Sushma Kumar
Director.

TECHNOCULTURE BUILDING CENTRE PRIVATE LIMITED
CIN : U45200BR2002PTC009767
CASH FLOW STATEMENT FOR THE YEAR ENDED 31/03/2015


In Rupees

Particular	31/03/2015
Cash Flows from Operating Activates	
Net Profit Before Tax and Extra Ordinary Items	14915094.43
Adjustment For	
Depreciation	19302516.15
Foreign Exchange	
Gain or loss of Sale of Fixed assets	
Gain or loss of Investment	
Finance Cost	
Dividend Income	
Provision for Taxation	-7337103.00
Other adjustment to reconcile Profit	
Total Adjustment to Profit/Loss (A)	11965413.15
Adjustment For working Capital Change	
Adjustment for Increase/Decrease in Inventories	-1365196551.92
Adjustment for Increase/Decrease in Trade Receivables	-15611824.64
Adjustment for Increase/Decrease in Other Current Assets	-441877064.80
Adjustment for Increase/Decrease in Trade Payable	18580397.64
Adjustment for Increase/Decrease in other current Liabilities	1790301158.30
Adjustment for Provisions	2792119.00
Total Adjustment For Working Capital (B)	-11011766.42
Total Adjustment to reconcile profit (A+B)	953646.73
Net Cash flow from (Used in) operation	15868741.16
Dividend Received	
Interest received	
Interest Paid	
Net Cash flow from (Used in) operation before Extra Ordinary	15868741.16
Items	
Proceeds from Extra Ordinary Items	
Payment for Extra Ordinary Item	
Net Cash flow From operating Activities	15868741.16
Cash Flows from Investing Activities	
Proceeds From fixed Assets	
Proceeds from Investment or Equity Instruments	
Purchase of Fixed Assets	11920944.47
Purchase Of Investments or Equity Instruments	374268.00
Interest received	
Dividend Received	
Cash Receipt from Sale of Interest in Joint Venture	
Cash Payment to acquire Interest in Joint Venture	
Cash flow from loosing Control of subsidiaries	
Cash Payment for acquiring Control of subsidiaries	
Proceeds from Govt. Grant	
Other Inflow/Outflow Of Cash	
Net Cash flow from (Used in) in Investing Activities before Extra	-12295212.47
Ordinary Items	
Proceeds from Extra Ordinary Items	
Payment for Extra Ordinary Item	
Net Cash flow from (Used in) in Investing Activities	-12295212.47
Cash Flows from Financial Activities	
Proceeds From Issuing Shares	
Proceeds from Issuing Debenture /Bonds/Notes	
Redemption of Preference Share	
Redemption of Debenture	
Proceeds from Issuing Other Financial Instruments	

FOR TECHNOCULTURE BUILDING CENTRE PRIVATE LIMITED

Vinay Kumar Tripathy
Managing Dir

Sushma Kumari
Sushma Kumari (Director)




Proceeds From Borrowing	
Repayment Of Borrowing	1583056.39
Dividend Paid	
Interest Paid	
Income Tax Paid/Refund	
Net Cash flow from (Used in) in Financial Activities before Extra Ordinary Items	-1583056.39
Proceeds from Extra Ordinary Items	
Payment for Extra Ordinary Item	
Net Cash flow from (Used in) in Financial Activities	-1583056.39
Net increase (decrease) in cash and cash equivalents before effect of exchange rate changes	1990472.30
Effect of exchange rate change on cash and cash equivalents	
Net increase (decrease) in cash and cash equivalents	1990472.30
Cash and cash equivalents at beginning of period	34483538.73
Cash and cash equivalents at end of period	36474011.03

In terms of our attached report of even date
For AJAY KISHORE & CO.

CHARTERED ACCOUNTANTS
FRN : 005899C

P.K.
PAWAN KUMAR
(PARTNER)
M. NO. : 401575



For TECHNOCULTURE BUILDING CENTRE
PRIVATE LIMITED

FOR TECHNOCULTURE BUILDING CENTRE PVT. LTD.
For Technoculture building Centre Pvt. Ltd.

Vinay Kumar Tiwary
Managing Dir.
Vinay kumar Tiwary
MANAGING DIRECTOR

Sushma Kumari (Director)
SUSHMA KUMARI
DIRECTOR