

**INDIAN INCOME TAX RETURN ACKNOWLEDGEMENT**

[Where the data of the Return of Income in Form ITR-1 (SAHAJ), ITR-2, ITR-3, ITR-4, ITR-5, ITR-6, ITR-7 transmitted electronically with digital signature]

Assessment Year  
**2018-19**

PERSONAL INFORMATION AND THE DATE OF ELECTRONIC TRANSMISSION	Name			PAN		
	SWASTIK INFRA DEVELOPERS			ACGFS1918R		
	Flat/Door/Block No	Name Of Premises/Building/Village		Form No. which has been electronically transmitted	ITR-5	
	4TH FLOOR	HARI OM CENTRE				
	Road/Street/Post Office	Area/Locality		Status Firm	Aadhaar Number/Enrollment ID	
	CHUNA GODAM	MAIN ROAD SARAIHELIA				
	Town/City/District	State	Pin/ZipCode			
	DHANBAD	JHARKHAND	828127			
Designation of AO(Ward/Circle)			RANGE 1, WARD 1, DHANBAD	Original or Revised	ORIGINAL	
E-filing Acknowledgement Number		364718911311018	Date(DD/MM/YYYY)	31-10-2018		
COMPUTATION OF INCOME AND TAX THEREON	1	Gross total income			1	1740396
	2	Deductions under Chapter-VI-A			2	0
	3	Total Income			3	1740400
	3a	Current Year loss, if any			3a	0
	4	Net tax payable			4	537784
	5	Interest and Fee Payable			5	34032
	6	Total tax, interest and Fee payable			6	571816
	7	Taxes Paid	a	Advance Tax	7a	0
			b	TDS	7b	276903
			c	TCS	7c	0
d			Self Assessment Tax	7d	294910	
e			Total Taxes Paid (7a+7b+7c +7d)		7e	571813
8	Tax Payable (6-7e)			8	0	
9	Refund (7e-6)			9	0	
10	Exempt Income	Agriculture		10		
		Others				

This return has been digitally signed by SHAIENDRA SINGH in the capacity of PARTNERS  
having PAN BLHPS3745P from IP Address 117.247.142.165 on 31-10-2018 at DHANBAD

Dsc SI No & issuer 2271146051522012292CN=SafeScrypt sub-CA for RCAI Class 2 2014,OU=Sub-CA,O=Sify Technologies Limited,C=IN


**DO NOT SEND THIS ACKNOWLEDGEMENT TO CPC, BENGALURU**


**M/S SWASTIK INFRA DEVELOPERS**  
**SARAIHELIA CHUNA GODAM, DHANBAD**  
**Balance Sheet as on 31.3.2018**


<b><u>LIABILITIES</u></b>	<b><u>AMOUNT</u></b>	<b><u>ASSETS</u></b>	<b><u>AMOUNT</u></b>
<b><u>Partner's Capital Account</u></b>	1,15,55,510.94	<b><u>Fixed Assets</u></b>	
<b><u>Loans &amp; Advances</u></b>		Tools, Plants & Machinery b/f	30,508.28
Kiran Mehta	13,00,000.00	Less:- Dep @ 15%	<u>4,576.00</u>
			25,932.28
<b><u>Current Liabilities</u></b>		Furnitures & Fixtures B/F	2,74,378.99
Advances against bookings(Note 1)	3,38,23,400.00	Add : Addition d/y	<u>50,000.00</u>
Add :- During this year	<u>4,01,41,450.00</u>		3,24,378.99
	7,39,64,850.00	Less:- Dep @ 10%	<u>29,938.00</u>
Less : Refund/sale	<u>3,82,39,550.00</u>		2,94,440.99
	3,61,77,800.00	<b><u>Loan and Advances</u></b>	
<b><u>Sundry Creditors (Note : 2)</u></b>	12,65,259.40	Real Griha	6,00,000.00
		AmalMandal	6,00,000.00
<b><u>Security Deposits</u></b>		Kuldip	8,00,000.00
Bandhan Bank	2,94,000.00	Nuvoco Vistas Pvt. Ltd.	5,40,000.00
Ujjivan Bank	1,89,000.00	Plyworld	<u>4,00,000.00</u>
Better Vision Pvt.Ltd.	14,40,000.00		29,40,000.00
Poonam Emporium	<u>39,375.00</u>	<b><u>Current Assets</u></b>	
	19,62,375.00	<b><u>Work in Prog.(Building)</u></b>	4,68,84,412.00
<b><u>Other Current Liabilities</u></b>		<b><u>T.D.S. Refundable</u></b>	2,76,903.00
Accounting Charges Payable	36,000.00		
Audit Fees Payable	15,000.00	<b><u>Sundry Debtors</u></b>	
GST Payable	<u>10,110.52</u>	Baby Kumari & Abhishek Kumar	2,08,500.00
	61,110.52	Shiksha Kumari Gupta	<u>2,44,000.00</u>
			4,52,500.00
		<b><u>Cash &amp; Bank balance</u></b>	
		Bank of Maharashtra A/C No-60133459C (IFSC-MAHB0001312)	1,596.00
		Bank Of Baroda A/C No-3191020000017 (IFSC-BARB0HIRAPU)	8,976.27
		Dena Bank A/C No-116611011251	1,186.03
		Allahabad Bank A/C No-50363599927	20,423.12
		IDBI Bank A/C No-1256102000001076	6,013.35
		Bandhan Bank C/A No-10170003434423	12,34,399.00
		Cash in Hand	<u>1,75,273.83</u>
			14,47,867.60
	<b><u>5,23,22,055.86</u></b>		<b><u>5,23,22,055.86</u></b>

**M/S SWASTIK INFRA DEVELOPERS**  
**SARAIHELIA CHUNA GODAM, DHANBAD**  
**PROFIT AND LOSS ACCOUNT FOR THE YEAR ENDED 31.3.2018**

<u>PARTICULARS</u>	<u>AMOUNT</u>	<u>PARTICULARS</u>	<u>AMOUNT</u>
Transferred from WIP A/c	2,89,32,645.35	By Sale of Flats & Shops	3,19,28,550.00
Gross Profit	59,25,963.51	" Rent Received	29,30,058.86
	3,48,58,608.86		3,48,58,608.86
Salary & Wages	5,68,500.00	By Gross Profit	59,25,963.51
Bank Commission & Charges	9,654.45	" Other Income	1,16,640.12
Telephone & Mobile Exp.	19,872.00		
Legal charges	86,328.00		
Printing & Stationery	1,425.00		
Travelling Exp.	36,000.00		
Accounting Fee	66,000.00		
Electricity Exp.	82,950.00		
Labour Tax	30,000.00		
Consultancy Fees	49,700.00		
Security Exp.	4,62,890.00		
Depreciation	34,514.00		
Misc. Exp.	27,986.00		
Power & Fuel	25,000.00		
Office Exp.	9,450.00		
Medical Exp.	12,000.00		
Repair & Maintenance	1,21,264.00		
Advertisement Exp.	21,680.00		
Audit Fees	15,000.00		
House Rent	6,68,571.00		
Net Profit transferred to P&L Appr. A/C	36,93,819.18		
	60,42,603.63		60,42,603.63

M/s Swastik Infra Developers  
  
 Partner

M/s Swastik Infra Developers  
  
 Partner



**M/S SWASTIK INFRA DEVELOPERS**

**Work In Progress Account For The Year Ended 31.3.2018**

<u>PARTICULARS</u>	<u>AMOUNT</u>	<u>PARTICULARS</u>	<u>AMOUNT</u>
Opening Balance		By Cost of Flats & Shops sold	2,89,32,645.35
Purchases		By Closing Balance	4,68,84,412.00
Wages	25,00,000.00		
Material	62,59,467.80		
Material	50,12,584.00		
Material	17,80,824.00		
Material	58,72,493.00		
Material	8,81,800.00		
Material	6,87,470.00		
Material	6,46,595.60		
Material	4,00,000.00		
Material	3,11,215.00		
Material	7,65,655.14		
Material	<u>2,19,090.00</u>		
	2,53,37,194.54		
Material	94,84,890.00		
Material	16,00,521.38		
Material	6,49,240.00		
Material	26,020.00		
Material	39,920.00		
	<u>7,58,17,057.35</u>		
			<u>7,58,17,057.35</u>

M/S SWASTIK INFRA DEVELOPERS

Computation of income

A.Y.2018-19

Income from Business/ Profession

Net Profit 36,93,819.18

Less : Interest on Capital 10,73,424.21

Net Profit before remuneration 26,20,394.96

Remuneration Allowable u/s 40b

- On Rs. 300,000 of Book Profits  
90% of Rs.300,000 or 150,000 whichever is higher 2,70,000.00

- On remaining Book Profits  
60% of Book Profits 13,92,237

Maximun Remuneration allowable u/s 40b 16,62,236.98

Remuneration as per P/L A/c 8,80,000.00 8,80,000.00

Net Taxable Profit 17,40,395

Tax @ 30% 5,22,118 /-

Edu Cess @ 3% 15,664 /-

Total Tax Payable 5,37,782 /-

T.D.S. 2,76,903 /-

Net Tax Payable 2,60,879 /-