

**URMITEK PROJECTS PRIVATE LIMITED**

**COMPUTATION OF TOTAL INCOME**

ASST YEAR - 2023-24

PAN :-AAACU9451A

**PART- A**

**INCOME FROM BUSINESS & PROFESSION**

Profit as per Profit & Loss Account	63,247	
Add: Depreciation as per accounts	7,30,114	
	<hr/>	
	7,93,361	
Less:- Depreciation as per I. Tax act	6,41,007	1,52,354
	<hr/>	
	<b>Total Taxable Income</b>	1,52,354
	<b>Business Losses Earlier Year</b>	94,847
		<hr/>
		57,507
	<b>Round off</b>	57,510
		<hr/> <hr/>
<b>Opting Section 115BAA</b>	<b>Tax @ 22%</b>	12,652
	<b>Surcharge @10%</b>	1,265
	<b>Add: Education &amp; SHEC @ 4%</b>	557
		<hr/>
		14,474
	<b>Less : TDS</b>	1,43,401
	<b>Refundable</b>	<hr/> <hr/>
		(1,28,927)

ICICI Bank	A/c no. 008905013098
	IFSC Code - ICIC0000089

**Loss to be carried forward as per Income tax**

<b>Nature of Loss</b>				Year
Short term Capital Loss	86,527	86,527.00	-	
Business Loss	-	-	-	2021-22
Depreciation loss	8,320	8,320.00	-	2021-22
	<hr/>	<hr/>		
	94,847	94,847.00	-	

*Aditya Pratap Singh Sandhya Singh.*

**URMITEK PROJECTS PRIVATE LIMITED**

**BALANCE SHEET AS AT 31st MARCH 2023**

(Rupees in Hundreds)

Particulars	Notes	31st Mar'23	31st Mar'22
<b>(I) EQUITY AND LIABILITIES</b>			
<b>1) Shareholders' Fund</b>			
(a) Share capital	2	60,375.00	60,375.00
(b) Reserve and surplus	3	26,346.15	25,626.74
<b>2) Non-Current Liabilities :-</b>			
(a) Long Term Borrowings	4	47,105.83	19,955.45
<b>3) Current Liabilities</b>			
(a) Short term Borrowings	5	4,404.00	4,076.59
(b) Trade Payables :-	6		
i) total outstanding dues of micro enterprises and small enterprises		88.50	-
ii) total outstanding dues of creditors other than micro enterprises and small enterprises		74,142.43	83,626.99
(c) Other Current Liabilities	7	61,459.00	8,326.84
		<b>2,73,920.92</b>	<b>2,01,987.61</b>
<b>(II) ASSETS</b>			
<b>1) Non Current Assets</b>			
(a) Property, Plant & Equipment & Intangible Assets			
-----Property, Plant & Equipment	8	1,33,925.48	93,709.74
-----Capital Work in Progress		63,355.83	47,642.33
(b) Non Current Investment	9	26,981.70	26,981.70
(c) Deferred Tax Asset	10	1,924.27	1,692.59
(d) Other non Current Asset	11	14,113.00	3,000.00
<b>2) Current Assets</b>			
(a) Trade Recievables	12	27,500.40	27,500.40
(b) Cash and Bank Balances	13	2,926.24	1,124.51
(c) Short Term Loans and Advances	14	3,194.01	336.33
<b>TOTAL</b>		<b>2,73,920.92</b>	<b>2,01,987.61</b>
Significant Accounting Policies	1		
See accompanying Notes from 1 to 20 forms an integral part of the Financial Statement			

As per our report of even date attached.

For S.K. Naredi & Co.  
Chartered Accountants  
Firm Registration No:- 003333C

For and on Behalf of the Board of Directors  
URMITEK PROJECTS PRIVATE LIMITED  
CIN - U51909JH2007PTC012974

*Manish K Agarwal*  
Manish Kf Agarwal  
Partner

M.No : 523248

*Aditya Pratap Singh*  
Aditya Pratap Singh  
Director  
DIN: 01888135

*Sandhya Singh*  
Sandhya Singh  
Director  
DIN: 06556546

Place: Jamshedpur  
Date: 04-09-2023

**URMITEK PROJECTS PRIVATE LIMITED**


**STATEMENT OF PROFIT AND LOSS FOR THE YEAR ENDED 31st MARCH 2023**

(Rupees in Hundreds)

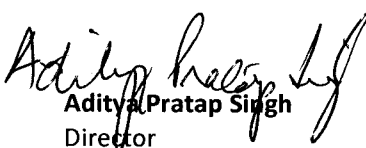
Particulars	Notes	31st Mar'23	31st Mar'22
I Revenue From Operations	15	17,281.37	32,510.00
II Other Income	16	18.47	8,500.00
<b>Total Income</b>		<b>17,299.84</b>	<b>41,010.00</b>
III Expenses :-			
Increase/Decrease in Stock in Trade		-	19,750.00
Finance Cost	17	1,542.65	1,847.36
Employess Benefit Expenses	18	6,000.00	3,460.00
Depreciation & Amortization Expenses	8	7,301.14	9,227.17
Other Expenses	19	1,823.58	3,099.90
<b>Total Expenses (II)</b>		<b>16,667.37</b>	<b>37,384.42</b>
IV Profit Before Exceptional Items & Tax(I - II)		632.47	3,625.58
V Exceptional Items- Profit on Sale of Asset		-	-
VI Profit Before Tax (III-IV)		632.47	3,625.58
VII Tax Expense :-			
(1) Current Tax		144.74	-
(2) Deferred Tax		(231.68)	(1,165.07)
VIII Profit/(loss) for the period (V-VI)		<b>719.41</b>	<b>4,790.65</b>
IX Earnings Per Equity Share (Nominal Value per Share Rs 10) Basic (In rupees)	20	0.12	0.79
Significant Accounting Policies	1		
See accompanying Notes from 1 to 20 forms an integral part of the Financial Statement			


**As per our report of even date attached.**

**For S.K. Naredi & Co.**  
Chartered Accountants  
Firm Registration No:- 003333C

  
**Manish K Agarwal**  
Partner  
M.No : 523248

**For and on Behalf of the Board of Directors**  
URMITEK PROJECTS PRIVATE LIMITED  
CIN - U51909JH2007PTC012974

  
**Aditya Pratap Singh**  
Director  
DIN: 01888135

  
**Sandhya Singh**  
Director  
DIN: 06556546

Place: Jamshedpur  
Date: 04-09-2023

# URMITEK PROJECTS PRIVATE LIMITED

## NOTE - 1

### SIGNIFICANT ACCOUNTING POLICIES

#### 1. Basis of Preparation

The Financial statements of the company have been prepared in accordance with generally accepted accounting principles in India. The financial statements have been prepared using historical cost convention and on the basis of going concern using accrual method of accounting. The Accounting Policies adopted in the preparation of financial statements are consistent with those of previous year in accordance with the requirement of Schedule III notified under the companies Act 2013.

#### 2. Use of Estimates

The preparation of financial statements requires estimates and assumptions to be made that affect the reported amount of assets and liabilities on the date of the financial statements and the reported amount of revenues and expenses during the reporting period. Difference between the actual results and estimates are recognized in the period in which the results are known/ materialized.

#### 3. REVENUE RECOGNITION

- a) Revenue from Development Contract is recognized as per the principles of AS -9
- b) Expenses to the extent ascertainable and payable have been accounted for on accrual basis.

#### 4. DEPRECIATION & AMORTISATION

Depreciation on all Property, Plant & Equipment is provided on written down value Method at the rates and in the manner as prescribed by Schedule II of the Companies Act 2013. Depreciation on additions during the year has been provided on pro-rata basis.

No significant component of asset was identified by the management, as such no separate depreciation on component are charged.

M/

## **5. PROPERTY, PLANT & EQUIPMENT**

Property, Plant & Equipment are stated at cost of acquisition or construction (Net of recoverable taxes) less accumulated depreciation and impairment loss, if any. Costs comprising of the purchase price and other attributable cost and including financing costs related to the borrowing fund attributable to construction or acquisition of qualifying Property, Plant & Equipment up to the date the assets is ready for use.

Pursuant to the requirements under schedule II of the company act 2013, the company has identified the cost of each component of the assets on the basis of its technical expertise and no component had a cost which is significant to the total cost of the assets and has useful life materially different from that of the remaining asset.

Capital work in Progress : Expenditure incurred during the construction period, including all expenditure direct or indirect expenses, incidental and related to construction is shown as capital work in progress.

## **6. INVENTORIES**

Work in Progress & Stock of Completed Flats if any in respect Real Estate Activities is valued at estimated cost.

Stocks of Traded goods if any are valued at landed cost

## **7. INVESTMENT**

Long Term Investments are stated at cost.

## **8. PROVISIONS, CONTINGENT LIABILITIES & CONTINGENT ASSETS**

Provisions involving substantial degree of estimation in measurement are recognised when there is a present obligation as a result of past events and it is probable that there will be an outflow of resources. Contingent liabilities are not recognised in the books of accounts but are disclosed in the Notes on Accounts. Contingent Assets are neither recognised nor disclosed in the financial statements.

## **9. IMPAIRMENT OF ASSETS**

An Assets is treated as impaired when the carrying amount of assets exceeds its recoverable value. An impairment loss is charged for when an asset is identified as impaired.

M

## 10. TAXATION

### Current Tax

Provision for current tax is made and retained in the accounts on the basis of estimated tax liability as per the applicable provisions of the Income-tax Act 1961.

### Deferred Tax

Deferred tax is recognized on timing differences being the difference between taxable incomes and accounting income that originate in one period and are capable of reversal in one or more subsequent periods.

Deferred tax assets in respect of carry forward of losses are recognized if there is virtual certainty that there will be sufficient future taxable income available to realize such losses

## 11. EARNINGS PER SHARE

Basic earnings per share are computed in accordance with Accounting Standards – 20, Earning per Share. Basic earnings per share is calculated by dividing the net profit or loss after tax for the year attributable to equity shareholders by the weighted average number of equity shares outstanding during the year. The weighted average number of equity shares outstanding during the period is adjusted for events of bonus issue, bonus element in a right issue to existing shareholders, share split and consideration of share, if any.

14

**URMITEK PROJECTS PRIVATE LIMITED**

**NOTES TO THE FINANCIAL STATEMENT FOR THE YEAR ENDED 31st MARCH 2023**

(Rupees in Hundreds)

	31st Mar'23	31st Mar'22
<b>NOTE-2</b>		
<b>SHARE CAPITAL</b>		
<b>AUTHORISED SHARE CAPITAL</b>		
6,50,000 Nos. of Equity Share of Rs 10/- each	65,000.00	65,000.00
	<b>65,000.00</b>	<b>65,000.00</b>
<b>ISSUED, SUBSCRIBED AND PAID UP SHARE CAPITAL</b>		
6,03,750 Nos. of Equity Share of Rs 10/- each Fully paid up in cash	60,375.00	60,375.00
	<b>60,375.00</b>	<b>60,375.00</b>

**Terms/Rights attached to Equity Shares**

The company has only one class of equity shares having a par value of Rs 10 per share. Each holder of equity shares is entitled to one vote per share. In the event of liquidation of the company, the holders of equity shares will be entitled to receive remaining assets of the company, after distribution of all preferential liabilities. The distribution will be in proportion to the number of equity shares held by the shareholders.

**Detailed Shareholder's holding more than Five percent Equity Shares**

(In Figures)

Name of shareholders	31st Mar'23		31st Mar'22	
	No of shares	%	No of shares	%
Aditya Pratap Singh	359375	59.52%	359375	59.52%
Sandhya Singh	241875	40.06%	194375	32.19%

**Detailed Shareholding of Promoters' :-**

(In Figures)

Shareholding of Promoters	31st Mar'23		31st Mar'22	Change in %
	No of shares	%	No of shares	%
Aditya Pratap Singh	359375	59.52%	359375	0.00%
Sandhya Singh	241875	40.06%	194375	24.44%

**NOTE - 3**

**RESERVES AND SURPLUS**

**Security Premium :-**

Opening Balance  
Add: received during the year  
Closing balance

(Rupees in Hundreds)	
16,125.00	16,125.00
-	-
<b>16,125.00</b>	<b>16,125.00</b>

**Surplus:-**

Opening balance  
Add: Transfer from Statement of Profit & Loss  
Less :- Income Tax of Earlier Year  
Closing balance

9,501.74	4,711.09
719.41	4,790.65
-	-
<b>10,221.15</b>	<b>9,501.74</b>
<b>26,346.15</b>	<b>25,626.74</b>

M

**URMITEK PROJECTS PRIVATE LIMITED**

**NOTES TO THE FINANCIAL STATEMENT FOR THE YEAR ENDED 31st MARCH 2023**

(Rupees in Hundreds)

	31st Mar'23	31st Mar'22
<b>NOTE - 4</b>		
<b>LONG TERM BORROWING</b>		
<b>Secured</b>		
----Vehicle Loan Form HDFC (Refer note 4a)	13,551.44	17,955.45
<b>Unsecured</b>		
----From Directors & Relative of Directors	33,554.39	2,000.00
	<b>47,105.83</b>	<b>19,955.45</b>
<b>NOTE - 5</b>		
<b>SHORT TERM BORROWINGS</b>		
<b>Current Maturities of</b>		
-----Long-term borrowings (Refer note 4a)	4,404.00	4,076.59
	<b>4,404.00</b>	<b>4,076.59</b>
<b>NOTE - 6</b>		
<b>Trade Payable</b>		
-----Due for Goods & Expenses (Refer Notes for Ageing Schedule )	74,230.93	83,626.99
	<b>74,230.93</b>	<b>83,626.99</b>
<b>NOTE - 7</b>		
<b>OTHER CURRENT LIABILITIES</b>		
-----Interest accrued but not due	97.26	119.34
-----Advance from Customers	54,593.38	8,001.00
-----Liabilities for Expenses	6,200.00	206.50
-----Statutory Liabilities	568.36	-
	<b>61,459.00</b>	<b>8,326.84</b>
<b>NOTE - 8</b>		
<b>PROPERTY, PLANT &amp; EQUIPMENT AND INTANGIBLE ASSETS</b>		
<b>PROPERTY, PLANT &amp; EQUIPMENT</b>		
<b>Gross Block</b>	1,08,661.47	1,08,661.47
Add: Addition made during the year	47,516.87	-
Less: Deletion made during the year	-	-
Less: Total Accumulated Depreciation	22,252.87	14,951.73
<b>Net Block</b>	<b>1,33,925.48</b>	<b>93,709.74</b>
<b>NOTE 9</b>		
<b>NON CURRENT INVESTMENT</b>		
<b>Investment in Property :-</b>		
-----Office at Dhanbad	26,981.70	26,981.70
	<b>26,981.70</b>	<b>26,981.70</b>
<b>NOTE 10</b>		
<b>DEFERRED TAX ASSETS</b>		
<b>Deferred Tax Assets (Opening)</b>	1,692.59	527.52
<b>Deferred Tax Assets.....A</b>		
a) Difference in Depreciation as per Income Tax and as per Books	231.68	1,165.07
<b>Total Deferred Tax Asset</b>	231.68	1,165.07
<b>Deferred Tax Liability.....B</b>		
Profit on Sale of Asset	-	-
Difference due to block cease to exist	-	-
<b>Total Deferred Tax Liability</b>	-	-
<b>Net Deferred Tax Assets/(Liability) (A-B)</b>	231.68	1,165.07
<b>Deferred Tax Asset /(Liability):- Closing</b>	<b>1,924.27</b>	<b>1,692.59</b>

As per Accounting Standards - 22 relating to Deferred Tax, the company has recognized deferred tax assets of Rs. 23168 in the Statement of Profit & Loss.



URMITEK PROJECTS PRIVATE LIMITED

NOTE TO THE FINANCIAL STATEMENTS FOR THE YEAR ENDED 31ST MARCH, 2023

NOTE -4a

Bifurcation of Term Loan into Current and Non Current

						(Rupees in Hundreds)	
Particulars	Non Current Maturities (Note - 4)		Current Maturities (Note - 5)		Total Balance		
	March' 2023	March' 2022	March' 2023	March' 2022	March' 2023	March' 2022	
From Bank Secured Loan							
Vehicle loan from HDFC	13,551.44	17,955.45	4,404.00	4,076.59	17,955.45	22,032.04	
<b>Total</b>	<b>13,551.44</b>	<b>17,955.45</b>	<b>4,404.00</b>	<b>4,076.59</b>	<b>17,955.45</b>	<b>22,032.04</b>	

123

**URMITEK PROJECTS PRIVATE LIMITED**

**NOTE TO THE FINANCIAL STATEMENT FOR THE YEAR ENDED 31ST MARCH' 2023**

**NOTE - 8**

**PROPERTY, PLANT & EQUIPMENT AND INTANGIBLE ASSETS**

**PROPERTY, PLANT & EQUIPMENT**

(Rupees In Hundreds)

PARTICULARS	GROSS BLOCK				DEPRECIATION				NET BLOCK	
	AS ON 01.04.2022	ADDITION DURING THE YEAR	DELETION	AS ON 31.03.2023	AS ON 01.04.2022	FOR THE YEAR	DELETION	AS ON 31.03.2023	AS ON 31.03.2023	AS ON 31.03.2022
Land at Dhanbad	16,620.00	-	-	16,620.00	-	-	-	-	16,620.00	16,620.00
Land at Mango	56,704.83	-	-	56,704.83	-	-	-	-	56,704.83	56,704.83
Buildings	-	47,516.87	-	47,516.87	-	955.62	-	955.62	46,561.25	-
Motor Car	33,965.63	-	-	33,965.63	13,646.95	6,345.52	-	19,992.47	13,973.16	20,318.68
Vehicle	1,371.01	-	-	1,371.01	1,304.78	-	-	1,304.78	66.23	66.23
<b>TOTAL</b>	<b>1,08,661.47</b>	<b>47,516.87</b>	<b>-</b>	<b>1,56,178.34</b>	<b>14,951.73</b>	<b>7,301.14</b>	<b>-</b>	<b>22,252.87</b>	<b>1,33,925.48</b>	<b>93,709.74</b>
<b>PREVIOUS YEAR</b>	<b>1,08,661.47</b>	<b>-</b>	<b>-</b>	<b>1,08,661.47</b>	<b>5,724.56</b>	<b>9,227.17</b>	<b>-</b>	<b>14,951.73</b>	<b>93,709.74</b>	<b>1,02,936.92</b>

4

**URMITEK PROJECTS PRIVATE LIMITED**

**NOTES TO THE FINANCIAL STATEMENT FOR THE YEAR ENDED 31st MARCH 2023**

(Rupees in Hundreds)

	31st Mar'23	31st Mar'22
<b>NOTE 11</b>		
<b>OTHER NON CURRENT ASSETS</b>		
Useured, Considered Good		
----Advance for land	3,000.00	3,000.00
----Advance For Goods	11,113.00	-
	<b>14,113.00</b>	<b>3,000.00</b>
<b>NOTE - 12</b>		
<b>TRADE RECEIVABLES</b>		
----Secured, Considered Good	-	-
----Unsecured, Considered Good	27,500.40	27,500.40
----Doubtful	-	-
(Refer Notes for Ageing Schedule )		
	<b>27,500.40</b>	<b>27,500.40</b>
<b>NOTE - 13</b>		
<b>CASH AND BANK BALANCES</b>		
Cash and Cash Equivalents		
Balances with Banks		
----Current Account	2675.98	782.51
Cash in Hand (as certified by the management )	250.26	342.00
	<b>2,926.24</b>	<b>1,124.51</b>
<b>NOTE 14</b>		
<b>SHORT TERM LOAN &amp; ADVANCES</b>		
Others Loans & Advance :-		
----Current Tax ( Net of provision for Tax)	1,434.01	17.79
----GST Input Credit	-	81.10
----Income tax refundable	-	237.44
----JUSCO Electricity SD	1,760.00	-
	<b>3,194.01</b>	<b>336.33</b>
<b>NOTE - 15</b>		
<b>REVENUE FROM OPERATIONS</b>		
----Receipts from Urmila Tower	17,281.37	-
----Sale of Flats	-	32,510.00
	<b>17,281.37</b>	<b>32,510.00</b>
<b>NOTE -16</b>		
<b>OTHER INCOME</b>		
----Other Income	18.47	8,500.00
	<b>18.47</b>	<b>8,500.00</b>
<b>NOTE -17</b>		
<b>FINANCE COST</b>		
----Interest on Vehicle Loan	1,542.65	1,847.36
	<b>1,542.65</b>	<b>1,847.36</b>
<b>NOTE -18</b>		
<b>EMPLOYEES BENEFIT EXPENSES</b>		
----Wages and Salaries	6,000.00	3,460.00
	<b>6,000.00</b>	<b>3,460.00</b>
<b>NOTE - 19</b>		
<b>OTHER EXPENSES</b>		
<b>(A) DIRECT EXPENSES</b>		
Repair & Maintainence of Apartments	-	651
(A)	-	<b>651.25</b>

M

**URMITEK PROJECTS PRIVATE LIMITED**

**NOTES TO THE FINANCIAL STATEMENT FOR THE YEAR ENDED 31st MARCH 2023**

		(Rupees in Hundreds)	
		31st Mar'23	31st Mar'22
<b>(B) SELLING &amp; ADMINISTRATIVE OVERHEAD</b>			
Audit Fees		200.00	206.50
Vehicle Running & Maintenance		610.00	182.47
Travelling & Conveyance		-	798.38
Bank Charges		26.35	47.38
Consultancy Charges		190.95	155.55
Fees, Rates & Taxes		145.49	119.30
Office Expenses		2.70	201.65
Insurance charges		648.09	737.42
	(B)	<b>1,823.58</b>	<b>2,448.65</b>
	(A+B)	<b>1,823.58</b>	<b>3,099.90</b>
		(In Figures)	
<b>NOTE - 20</b>			
<b>ACCOMPANYING NOTES TO THE FINANCIAL STATEMENT</b>			
<b>1) Earning Per Share (i.e EPS)</b>			
<b>Particulars</b>			
Number of Equity Share at the beginning of the year		6,03,750	6,03,750
Number of Equity Share at the end of the year		6,03,750	6,03,750
<b>Weighted Average Number of Equity Shares Outstanding during the year (A)</b>		6,03,750	6,03,750
Face Value of Equity Share each		10	10
<b>Profit After Tax available for Equity Shareholders (B) (In rupees)</b>		71,941	4,79,065
<b>Earning Per Share (B/A) (in Rupees)</b>		<b>0.12</b>	<b>0.79</b>
		(Rupees in Hundreds)	
<b>2) Payment made to Auditor's (excluding Taxes)</b>			
<b>Particulars</b>			
Audit Fees		200.00	175.00
Fees for other matters		-	-
		<b>200.00</b>	<b>175.00</b>
<b>3) Related Party Disclosures :-</b>			
As per Accounting Standard 18, the transactions with the related parties are given below			
<b>(I) Name of Related Parties and Related Party Relationship:</b>			
<b>Name</b>		<b>Relationship</b>	
i) Aditya Pratap Singh		Key Managerial Personnel	
ii) Urmila Singh			
ii) Sandhya Singh			
<b>(II) Unsecured Loan from Director</b>			
Loan taken during the year		7,998.92	-
Loan repaid during the year		7,998.92	-
Outstanding Loan		-	-
<b>(III) Remuneration to Director</b>		6,000.00	2,500.00
<b>(IV) Reimbursement of Expenses to Director (Aditya Pratap Singh &amp; Urmila Singh)</b>		31,554.39	-
<b>4) Expenditure in Foreign Currency</b>		Nil	Nil
<b>5) Earning in Foreign Currency</b>		Nil	Nil
<b>6) Contingent Liabilities and Commitment</b>			
Guarantees		Nil	Nil
Other Money for which the Company is Contingent Liable		Nil	Nil
<b>Capital Commitment</b>			
Estimated amount of contracts remaining to be executed (net of advance)		Nil	Nil
<b>7) In view of multiplicity and identification of accounts relating to Micro, Small and Medium Enterprises undertakings information for determining the particulars relating to current indebtedness to such undertaking as required are not readily ascertainable.</b>			

**URMITEK PROJECTS PRIVATE LIMITED**  
**NOTES TO THE FINANCIAL STATEMENT FOR THE YEAR ENDED 31st MARCH 2023**

8) During the year the company has entered into a Memorandum of understanding with Urmila Singh (Relative of Director) for Construction of commercial property on Land & Structure owned by Urmila Singh at sakchi Jamshedpur and all the construction cost direct and indirect has been shown as capital Work in progress.

9) Sundry Debtors and Sundry creditors balance are subject to confirmation and reconciliation. In the opinion of the management, the adjustment, if any, arising out of the reconciliation will not be material and hence no provision is considered necessary.

**10) Other Statutory Notes:**

i) The Company does not have any transactions with companies struck off.

ii) The Company does not have any Benami property, where any proceeding has been initiated or pending against the Group for holding any Benami property.

iii) The Company does not have any charges or satisfaction which is yet to be registered with ROC beyond the statutory period.

iv) The Company has not traded or invested in Crypto currency or Virtual Currency during the financial year.

v) The Company has not been declared wilful defaulter by any bank or financial institution or government or any government authority.

vi) The Company has not advanced or loaned or invested funds to any other person(s) or entity(ies), including foreign entities (Intermediaries) with the understanding that the Intermediary shall:

- a directly or indirectly lend or invest in other persons or entities identified in any manner whatsoever by or on behalf of the company (Ultimate Beneficiaries) or
- b provide any guarantee, security or the like to or on behalf of the Ultimate Beneficiaries.

vii) The Company has not received any fund from any person(s) or entity(ies), including foreign entities (Funding Party) with the understanding (whether recorded in writing or otherwise) that the Group shall:

- a directly or indirectly lend or invest in other persons or entities identified in any manner whatsoever by or on behalf of the Funding Party
- b provide any guarantee, security or the like on behalf of the Ultimate Beneficiaries,

viii) The Company has no such transaction which is not recorded in the books of accounts that has been surrendered or disclosed as income during the year in the tax assessments under the Income Tax Act, 1961 (such as, search or survey or any other relevant provisions of the Income Tax Act, 1961.)

ix) The Company has not been sanctioned working capital limits during the year from banks or financial institutions on the basis of security of current assets of the company.

x) Title deeds of all immovable properties are held in the name of the company.

xi) Corporate Social Responsibility (CSR) is not applicable to the Company as per the provision of Section 135 of the Companies Act, 2013.

xii) During the year, the company had not revalued its Property, Plant and Equipment.

xiii) Certain Sundry Debtors & Creditor are subject to confirmation and reconciliation. However in view of the management the adjustments, if any, arising out of the reconciliation will not be materials and hence, no provisions is considered necessary.

M<sub>1</sub>

**URMITEK PROJECTS PRIVATE LIMITED**

**NOTES TO THE FINANCIAL STATEMENT FOR THE YEAR ENDED 31st MARCH 2023**

xiv) Capital Work-in-progress (CWIP)

(Rupees in Hundred)  
March 31 ' 2023

Capital Work in Progress ageing schedule	Amount in CWIP for a period of			
Capital Work-in-progress (CWIP)	less than 1 year	2 - 3 yrs	More than 3 yrs	Total
Projects in progress	63,355.83	-	-	63,355.83
Projects temporarily suspended	-	-	-	-
<b>Total</b>	<b>63,355.83</b>	-	-	<b>63,355.83</b>

(Rupees in Hundred)  
March 31 ' 2022

Capital Work in Progress ageing schedule	Amount in CWIP for a period of			
Capital Work-in-progress (CWIP)	less than 1 year	2 - 3 yrs	More than 3 yrs	Total
Projects in progress	47,642.33	-	-	47,642.33
Projects temporarily suspended	-	-	-	-
<b>Total</b>	<b>47,642</b>	-	-	<b>47,642.33</b>

14

**URMITEK PROJECTS PRIVATE LIMITED**

**NOTES TO THE FINANCIAL STATEMENT FOR THE YEAR ENDED 31st MARCH 2023**

<b>xv) Trade Payables Ageing Schedule</b>						<b>(Rupees in Hundred)</b>
						<b>March 31 ' 2023</b>
<b>Particulars</b>	<b>Outstanding for following periods from due date of Total Payment</b>					
	<b>Less than 1 yrs</b>	<b>1 - 2 yrs</b>	<b>2 - 3 yrs</b>	<b>More than 3 yrs</b>	<b>Total</b>	
(i) MSME	88.50	-	-	-	88.50	
(i) Others	-	-	-	74,142.43	74,142.43	
(iii) Disputed dues - MSME	-	-	-	-	-	
(iv) Disputed dues - Others	-	-	-	-	-	
<b>Total</b>	<b>88.50</b>	<b>-</b>	<b>-</b>	<b>74,142.43</b>	<b>74,230.93</b>	

						<b>(Rupees in Hundred)</b>
						<b>March 31 ' 2022</b>
<b>Particulars</b>	<b>Outstanding for following periods from due date of Total Payment</b>					
	<b>Less than 1 yrs</b>	<b>1 - 2 yrs</b>	<b>2 - 3 yrs</b>	<b>More than 3 yrs</b>	<b>Total</b>	
(i) MSME	-	-	-	-	-	
(i) Others	9,484.56	-	-	74,142.43	83,626.99	
(iii) Disputed dues - MSME	-	-	-	-	-	
(iv) Disputed dues - Others	-	-	-	-	-	
<b>Total</b>	<b>9,484.56</b>	<b>-</b>	<b>-</b>	<b>74,142.43</b>	<b>83,626.99</b>	

<b>xvi) Trade Receivable ageing Schedule</b>						<b>(Rupees in Hundred)</b>
						<b>March 31 ' 2023</b>
<b>Particulars</b>	<b>Outstanding for following periods from due date of Total Payment</b>					
	<b>6 months - 1 yrs</b>	<b>1 - 2 yrs</b>	<b>2 - 3 yrs</b>	<b>More than 3 yrs</b>	<b>Total</b>	
(i) Undisputed Trade Receivables - Considered good	-	-	-	27,500.40	27,500.40	
(ii) Undisputed Trade Receivables - Considered doubtful	-	-	-	-	-	
(iii) Disputed Trade Receivables - Considered good	-	-	-	-	-	
(iv) Disputed Trade Receivables - Considered doubtful	-	-	-	-	-	
<b>Total</b>	<b>-</b>	<b>-</b>	<b>-</b>	<b>27,500.40</b>	<b>27,500.40</b>	

						<b>(Rs. in Hundreds)</b>
						<b>March 31 ' 2022</b>
<b>Particulars</b>	<b>Outstanding for following periods from due date of Total payment</b>					
	<b>6 months - 1 yrs</b>	<b>1 - 2 yrs</b>	<b>2 - 3 yrs</b>	<b>More than 3 yrs</b>	<b>Total</b>	
(i) Undisputed Trade Receivables - Considered good	-	-	-	27,500.40	27,500.40	
(ii) Undisputed Trade Receivables - Considered doubtful	-	-	-	-	-	
(iii) Disputed Trade Receivables - Considered good	-	-	-	-	-	
(iv) Disputed Trade Receivables - Considered doubtful	-	-	-	-	-	
<b>Total</b>	<b>-</b>	<b>-</b>	<b>-</b>	<b>27,500.40</b>	<b>27,500.40</b>	

**URMITEK PROJECTS PRIVATE LIMITED**

**NOTES TO THE FINANCIAL STATEMENT FOR THE YEAR ENDED 31st MARCH 2023**

xvii) **Disclosure of Ratios**

(Rupees in Hundreds)

RATIOS	March'23	March'22	% change	Reason for variance
1. Current Ratio Current Assets/Current Liabilities	0.24	0.30	-20.42%	NA
2. Debt- Equity Ratio Total debts/Total shareholders' Fund	0.59	0.26	131.86%	Due to increase in Total Debt
3. Debt Service Coverage Ratio Net profit before interest & taxes/Total interest + Principal	1.69	2.62	-35.52%	Due to increase in Total Debt
4. Return on Equity Net profit after taxes- Pref. Dividend/ Average Equity shareholders' fund	0.01	0.06	-85.46%	Due to Decrease in Profit
5. Inventory Turnover Ratio Turnover or Cost of goods sold/ Average Inventory	NA	3.29	NA	No Inventory
6. Trade Receivable Turnover Ratio Net Credit sales / Average Trade Receivables	0.63	1.18	46.84%	Due to Decrease in Sales
7. Trade Payable Turnover Ratio Net Credit Purchases/Average Trade Payables	NA	NA	NA	NA
8. Net Capital Turnover Ratio Net Sales/ Average working capital	(0.16)	(0.48)	66.52%	Due to Decrease in Sales
9. Net Profit Ratio Net Profit after taxes/ Net Sales	0.04	0.15	71.75%	Due to Decrease in Profit
10. Return on Capital Employed Earning before interest & taxes/ Capital employed	0.02	0.05	68.36%	Due to Decrease in Profit
11. Return on Investment Net profit after interest & taxes/ Shareholders' Fund	0.01	0.06	85.11%	Due to Decrease in Profit

xviii) These financial statements are presented in Indian Rupee (Rs) which is also the company functional currency. All amounts are rounded-off to nearest hundreds or decimals thereof, unless otherwise indicated.

xix) Previous year figures have been regrouped and rearranged whenever necessary to make the figures comparable with previous year.


**As per our report of even date attached.**

**For S.K. Naredi & Co.**  
Chartered Accountants  
Firm Registration No:- 003333C

  
**Manish Kt Agarwal**  
Partner  
M.No : 523248

**For and on Behalf of the Board of Directors**  
URMITEK PROJECTS PRIVATE LIMITED  
CIN - U51909JH2007PTC012974

  
**Aditya Pratap Singh**  
Director  
DIN: 01888135

  
**Sandhya Singh**  
Director  
DIN: 06556546

Place: Jamshedpur  
Date: 04-09-2023