




आयकर विभाग  
INCOME TAX DEPARTMENT



भारत सरकार  
GOVT. OF INDIA



स्थायी लेखा संख्या कार्ड  
Permanent Account Number Card  
BTCPK3075M



नाम / Name  
SANJAY KUMAR

पिता का नाम / Father's Name  
SUDAMA PRASAD

जन्म की तारीख / Date of Birth  
01/01/1974

*Sanjay Kumar*  
हस्ताक्षर / Signature


  
भारत सरकार  
Government of India

  
संजय कुमार  
Sanjay Kumar  
जन्म तिथि/DOB: 01/01/1974  
पुरुष/ MALE



9085 9055 8871



मेरा आधार, मेरी पहचान

  
भारतीय पहचान प्राधिकरण  
Unique Identification Authority of India

Address: S/O Sudama Prasad, PLOT 566,  
PO-SECTOR 12, PS-SECTOR 12,  
BARI CO OPERATIVE, Bokaro,  
Jharkhand - 827012

पता: S/O सुदामा प्रसाद, प्लॉट ५६६, पो-सेक्टर  
१२, थाना-सेक्टर १२, बारी कोऑपरेटिव,  
बोकारो,  
झारखण्ड - 827012

9085 9055 8871

 help@uidai.gov.in  www.uidai.gov.in

**NOTARY  
DHANBAD**



BEFORE: THE NOTARY PUBLIC, DHANBAD.

AFFIDAVIT

I, Sanjay Kumar, S/o. Sudama Prasad, resident of Plot No. 566, Bari Co-operative Colony, P.O.-Siwandih, Bokaro, Jharkhand-827012, do hereby solemnly affirm on oath and declare as follows :-

1. That, I am Indian citizen.
2. That, I declare that I have not been convicted by any court of law for any offence till date.
3. That, there is no any Civil or Criminal case is pending against me for any offence in any competent court of law.
4. That, I bear a good moral character and have much respect in my society.
5. That, all the information furnished herein is true and nothing false has been stated therein.
6. That, I am swearing this affidavit to produce it before the authority concerned and for needful purpose.

Verification

Solemnly affirmed before me by the deponent who is duly identified by Sri N.P.Singh Advocate, Dhanbad.

The statements made above are true to the best of my knowledge and belief. I sign this verification at Dhanbad on 11/04/2023.

*Sanjay Kumar*

(Deponent)

Identified by:

*NP Singh*  
NOTARY

*NP Singh*  
Advocate  
11.4.2023

Notary Public, Dhanbad



Authorised:-  
S/s 297 (I) of Cr P.C.  
1973 (Act No. 11 of 1974)  
& u/s 8 (I) (a) of the Notaries  
Act 1952 (Act No. 53 of 1952)

11 APR 2023

Sl. No. 13 Date.....

**M/s ARTI INFRA**  
**Proprietor:- Manoj Kumar Mahato**  
**Near D M Public School, Parsia Putki**  
**Dhanbad - 828116, Jharkhand**  
**Balance Sheet**  
**for the year ended as on 31st March 2022**

| Capital & Liabilities      | AMOUNT<br>₹ | AMOUNT<br>₹ | Assets & Properties              | AMOUNT<br>₹ | AMOUNT<br>₹ |
|----------------------------|-------------|-------------|----------------------------------|-------------|-------------|
| <b>Capital Account</b>     |             |             | <b>Fixed Assets</b>              |             | 30,688,438  |
| Capital B/d                | 12,809,914  |             | (as per schedule "d")            |             |             |
| Addition during the yr     | 173,727     |             |                                  |             |             |
| Profit during the yr       | 2,588,437   |             |                                  |             |             |
| Less: Drawings             | (267,014)   | 15,305,064  |                                  |             |             |
|                            |             |             | <b>Investments</b>               |             | 1,079,319   |
| <b>Loans (Liability)</b>   |             |             | Fixed Deposits 0251401009224     |             |             |
| Secured Loans              |             | 31,834,810  |                                  |             |             |
| (as per schedule "a")      |             |             |                                  |             |             |
| Unsecured Loans            |             | 6,870,578   |                                  |             |             |
| (as per schedule "b")      |             |             |                                  |             |             |
| <b>Current Liabilities</b> |             |             | <b>Current Assets</b>            |             |             |
| Trade Payable              |             | 11,923,618  | Deposits (Asset)                 |             | 1,352,066   |
| (as per schedule "c")      |             |             | (as per schedule "e")            |             |             |
|                            |             |             | Loans & Advances (Asset)         |             | 2,425,474   |
| Trade Payable for Expenses |             | 520,214     | (as per schedule "f")            |             |             |
|                            |             |             | Trade Receivables                |             | 27,635,922  |
| Duties & Taxes             |             | 260,514     | (as per schedule "g")            |             |             |
| Audit Fee Payable          |             | 15,000      | Balance With Revenue Authorities |             | 3,095,865   |
|                            |             |             | To be claimed CGST               |             | 40,013      |
|                            |             |             | To be claimed CGST               |             | 40,013      |
|                            |             |             | <b>Cash &amp; Bank Balance</b>   |             |             |
|                            |             |             | Cash-in-Hand                     |             | 1,654       |
|                            |             |             | Bank Accounts                    |             | 371,034     |
|                            |             | 66,729,798  |                                  |             | 66,729,798  |

As per our attached report of even date  
For S K Sultania & Co.  
Chartered Accountants  
FRN- 015087C

M/s Arti Infra



*Rahul K Agarwal*  
CA Rahul Kumar Agarwal  
(Partner, M.No. 439745)  
Place:- Dhanbad  
UDIN:- 22439745 B DJSLP 9025  
Date:- 30th Sep 2022

Mr Manoj Kumar Mahato  
(Proprietor)

**M/s ARTI INFRA**  
**Proprietor:- Manoj Kumar Mahato**  
**Near D M Public School, Parsia Putki**  
**Dhanbad - 828116, Jharkhand**  
**Profit & Loss A/c**  
**for the year ended as on 31st March 2022**

| Particulars                               | AMOUNT<br>₹ | AMOUNT<br>₹ | Particulars             | AMOUNT<br>₹ | AMOUNT<br>₹ |
|---|-------------|-------------|-------------------------|-------------|-------------|
| To Construction Expenses                  |             | 15,616,112  | By Gross Receipt        | 30,635,890  | 39,072,595  |
| " Labour & Wages                          |             | 5,186,124   | " Hiring Charges        | 8,436,705   |             |
| " Petty Contractor Exp                    |             | 2,654,914   | " Accrued Interest      | 28,436      | 31,286      |
| " Water Tank Rent                         |             | 245,900     | " Interest on IT Refund | 2,850       |             |
| " Bank Charges                            |             | 6,733       |                         |             |             |
| " General Expenses                        |             | 16,143      |                         |             |             |
| " Insurance Expenses                      |             | 269,270     |                         |             |             |
| " Repair & Maintan                        |             | 480,361     |                         |             |             |
| " Accounting Fee                          |             | 25,000      |                         |             |             |
| " Audit Fee                               |             | 15,000      |                         |             |             |
| " DEPRECIATION                            |             | 6,602,023   |                         |             |             |
| " Fooding Exp                             |             | 42,985      |                         |             |             |
| " GST Filing Fee                          |             | 12,000      |                         |             |             |
| " Freight Charges on RCM                  |             | 251,000     |                         |             |             |
| " GST Interest Charges                    |             | 629         |                         |             |             |
| " Interest on Loan                        |             | 2,189,484   |                         |             |             |
| " Late Fine Charges                       |             | 11,498      |                         |             |             |
| " Oil & Lubes                             |             | 58,706      |                         |             |             |
| " Office Expenses                         |             | 160,365     |                         |             |             |
| " Power & Fuels                           |             | 220,541     |                         |             |             |
| " Printing & Stationary                   |             | 24,072      |                         |             |             |
| " Paper Expenses                          |             | 89,280      |                         |             |             |
| " Refreshment                             |             | 25,412      |                         |             |             |
| " Road Tax                                |             | 240,300     |                         |             |             |
| " SITE WORK                               |             | 15,000      |                         |             |             |
| " Salary                                  |             | 1,804,263   |                         |             |             |
| " Staff Welfare                           |             | 15,400      |                         |             |             |
| " Tankl certificate                       |             | 32,700      |                         |             |             |
| " Travelling & Conveyance                 |             | 141,300     |                         |             |             |
| " Vehicle Fitness Exp                     |             | 62,928      |                         |             |             |
| " Nett Profit Transferred to Prop capital |             | 2,588,437   |                         |             |             |
|   |             | 39,103,881  |                         |             | 39,103,881  |

As per our attached report of even date  
For S K Sultanla & Co.  
Chartered Accountants  
FRN- 015087C



*Rahul K Agarwal*  
CA Rahul Kumar Agarwal  
(Partner, M.No. 439745)  
Place:- Dhanbad  
UDIN:- 22439745 B D J S L P 9 0 2 5  
Date:- 30th Sep 2022

M/s Arti Infra

Mr Manoj Kumar Mahato  
(Proprietor)

M/s ARTI INFRA

Moonidih, Shahstri Nagar,

DIST.- DHANBAD 828116, JHARKHAND

Depreciation Account for the year ended as on 31st March 2022

(Schedule 'D')

| Nature of Assets                   | Dep rate | W D V as on 01-04-21 | Addition        |                  | Deletion | Total WDV        | DEP For the Year | Profit/ Loss | WDV as on 31-03-2022 |
|------------------------------------|----------|----------------------|-----------------|------------------|----------|------------------|------------------|--------------|----------------------|
|                                    |          |                      | before 30-09-21 | after 30-09-21   |          |                  |                  |              |                      |
| <b>Furniture &amp; Fixtures</b>    |          |                      |                 |                  |          |                  |                  |              |                      |
| Furniture & Fixtures               | 10%      | 1,751,405            | -               | -                | -        | 1,751,405        | 175,141          | -            | 1,576,265            |
| Office Furniture                   | 10%      | 626,720              | -               | -                | -        | 626,720          | 62,672           | -            | 564,048              |
| <b>Total (a)</b>                   |          | <b>2,378,125</b>     | <b>-</b>        | <b>-</b>         | <b>-</b> | <b>2,378,125</b> | <b>237,813</b>   | <b>-</b>     | <b>2,140,313</b>     |
| <b>Plant &amp; Machinery</b>       |          |                      |                 |                  |          |                  |                  |              |                      |
| AC                                 | 15%      | 21,499               | -               | -                | -        | 21,499           | 3,225            | -            | 18,274               |
| AC 1                               | 15%      | 147,592              | -               | -                | -        | 147,592          | 22,139           | -            | 125,453              |
| Battery                            | 15%      | 142,740              | -               | -                | -        | 142,740          | 21,411           | -            | 121,329              |
| Mobile                             | 15%      | -                    | 46,355          | -                | -        | 46,355           | 3,477            | -            | 42,878               |
| Biometric                          | 15%      | 7,554                | -               | -                | -        | 7,554            | 1,133            | -            | 6,421                |
| Bolero Pick Van                    | 15%      | 366,936              | -               | -                | -        | 366,936          | 55,040           | -            | 311,896              |
| Hitachi                            | 15%      | 2,897,135            | -               | -                | -        | 2,897,135        | 434,570          | -            | 2,462,565            |
| Imnova                             | 15%      | -                    | 2,433,151       | -                | -        | 2,433,151        | 182,486          | -            | 2,250,664            |
| Mixture Machine                    | 15%      | 95,374               | -               | -                | -        | 95,374           | 14,306           | -            | 81,068               |
| Motar Cycle                        | 15%      | 24,467               | -               | -                | -        | 24,467           | 3,670            | -            | 20,797               |
| Stabilizer 1                       | 15%      | 9,132                | -               | -                | -        | 9,132            | 1,370            | -            | 7,762                |
| Stabilizer 2                       | 15%      | 2,998                | -               | -                | -        | 2,998            | 450              | -            | 2,548                |
| Vibrator                           | 15%      | 6,368                | -               | -                | -        | 6,368            | 955              | -            | 5,413                |
| <b>Total (b)</b>                   |          | <b>3,721,795</b>     | <b>-</b>        | <b>2,479,506</b> | <b>-</b> | <b>6,201,301</b> | <b>744,232</b>   | <b>-</b>     | <b>5,457,069</b>     |
| <b>Computers &amp; Peripherals</b> |          |                      |                 |                  |          |                  |                  |              |                      |
| Computer                           | 40%      | 6,529                | -               | -                | -        | 6,529            | 2,612            | -            | 3,917                |
| Speaker                            | 40%      | -                    | -               | 15,256           | -        | 15,256           | 3,051            | -            | 12,205               |
| Printer                            | 40%      | 2,489                | -               | -                | -        | 2,489            | 996              | -            | 1,493                |
| HP Laptop                          | 40%      | -                    | -               | 49,153           | -        | 49,153           | 9,831            | -            | 39,322               |
| Software                           | 40%      | 4,954                | -               | -                | -        | 4,954            | 1,982            | -            | 2,972                |



M/s ARTI INFRA

Moonldih, Shahstrl Nagar,

DIST.- DHANBAD 828116, JHARKHAND

Depreciation Account for the year ended as on 31st March 2022

| Total (c)                    | 13,972 | 64,409            | -                    | 78,381            | 18,471           | -        | 59,910            |
|------------------------------|--------|-------------------|----------------------|-------------------|------------------|----------|-------------------|
| <b>Plant &amp; Machinery</b> |        |                   |                      |                   |                  |          |                   |
| Bulker Body                  |        |                   |                      |                   |                  |          |                   |
| Bulker Body (2260)           | 30%    | 200,900           | -                    | 200,900           | 60,270           | -        | 140,630           |
| Bulker Body (6093)           | 30%    | 200,900           | -                    | 200,900           | 60,270           | -        | 140,630           |
| Bulker Body (8029)           | 30%    | 200,900           | -                    | 200,900           | 60,270           | -        | 140,630           |
| Bulker Body (8045)           | 30%    | 200,900           | -                    | 200,900           | 60,270           | -        | 140,630           |
| Bulker Body (9945)           | 30%    | 200,900           | -                    | 200,900           | 60,270           | -        | 140,630           |
| Bulker Body (5234)           | 30%    | -                 | 411,017              | 411,017           | 61,653           | -        | 349,364           |
| Bulker Body (6776)           | 30%    | -                 | 411,017              | 411,017           | 61,653           | -        | 349,364           |
|                              |        |                   | (29/10/21 411017)    |                   |                  |          |                   |
|                              |        |                   | (29/10/21 411017)    |                   |                  |          |                   |
| <b>Chassis</b>               |        |                   |                      |                   |                  |          |                   |
| Tata Bulker -1               | 30%    | 1,026,787         | -                    | 1,026,787         | 308,036          | -        | 718,751           |
| Tata Bulker-2                | 30%    | 1,026,787         | -                    | 1,026,787         | 308,036          | -        | 718,751           |
| Tata Bulker-3                | 30%    | 1,026,787         | -                    | 1,026,787         | 308,036          | -        | 718,751           |
| Tata Bulker-4                | 30%    | 1,026,787         | -                    | 1,026,787         | 308,036          | -        | 718,751           |
| Tata Bulker-5                | 30%    | 1,026,787         | -                    | 1,026,787         | 308,036          | -        | 718,751           |
| <b>Bulker</b>                |        |                   |                      |                   |                  |          |                   |
| Bulker 1                     | 30%    | 643,073           | -                    | 643,073           | 192,922          | -        | 450,151           |
| Bulker 2                     | 30%    | 643,073           | -                    | 643,073           | 192,922          | -        | 450,151           |
| Bulker 3                     | 30%    | 643,073           | -                    | 643,073           | 192,922          | -        | 450,151           |
| Bulker 4                     | 30%    | 643,073           | -                    | 643,073           | 192,922          | -        | 450,151           |
| Bulker JH 10CG 5434          | 30%    | -                 | 3,281,250            | 3,281,250         | 492,188          | -        | 2,789,063         |
| Bulker JH 10CG 6776          | 30%    | -                 | 3,281,250            | 3,281,250         | 492,188          | -        | 2,789,063         |
|                              |        |                   | (17/10/2021 3281250) |                   |                  |          |                   |
|                              |        |                   | (17/10/2021 3281250) |                   |                  |          |                   |
| Bulker JH 10CG 3386          | 30%    | -                 | 3,984,375            | 3,984,375         | 597,656          | -        | 3,386,719         |
| Bulker JH 10CG 7403          | 30%    | -                 | 3,984,375            | 3,984,375         | 597,656          | -        | 3,386,719         |
|                              |        |                   | (30/11/2021 3984375) |                   |                  |          |                   |
|                              |        |                   | (30/11/2021 3984375) |                   |                  |          |                   |
| Tata Hitachi Excavator       | 30%    | -                 | 4,568,644            | 4,568,644         | 685,297          | -        | 3,883,347         |
|                              |        |                   | (31/10/2021 4568644) |                   |                  |          |                   |
|                              |        | <b>8,710,727</b>  | <b>19,921,928</b>    | <b>28,632,655</b> | <b>5,601,507</b> | <b>-</b> | <b>23,031,147</b> |
|                              |        |                   |                      |                   |                  |          |                   |
|                              |        | <b>14,824,619</b> | <b>22,465,843</b>    | <b>37,290,462</b> | <b>6,602,023</b> | <b>-</b> | <b>30,688,438</b> |





**M/s ARTI INFRA**  
**Proprietor:- Manoj Kumar Mahato**  
**Near D M Public School, Parsia Putki**  
**Dhanbad - 828116, Jharkhand**  
**(Annexed To & Forming Part of Balance Sheet)**

(schedule "a")

| Secured Loans                      | Amount ₹<br>(Dr) | Amount ₹<br>(Cr)    |
|------------------------------------|------------------|---------------------|
| IndusInd Loan A/c -BDD01753D       | -                | 1,164,849           |
| IndusInd Loan A/c -BDD01754D       | -                | 1,164,849           |
| IndusInd Loan A/c -BDD01755D       | -                | 1,164,849           |
| IndusInd Loan A/c -BDD01756D       | -                | 1,164,849           |
| IndusInd Loan A/c -BDD01757D       | -                | 1,164,849           |
| IndusInd Loan A/c -BDO00029E       | -                | 4,684,085           |
| IndusInd Loan A/c -BDO000259D      | -                | 3,892,416           |
| IndusInd Loan A/c -BDO000260D      | -                | 3,892,416           |
| IndusInd Loan A/c -BDO000272D      | -                | 4,461,552           |
| IndusInd Loan A/c -BDO000273D      | -                | 4,461,552           |
| IndusInd Bank MSME Loan            | -                | 2,500,000           |
| Vehicle Loan 161000358164 (Innova) | -                | 2,118,542           |
| <b>Total</b>                       | <b>₹ 0</b>       | <b>₹ 31,834,810</b> |
| <b>Total Secured Loan</b>          | <b>₹ 0</b>       | <b>₹ 31,834,810</b> |

(schedule "b")

| Unsecured Loans  | Amount ₹<br>(Dr) | Amount ₹<br>(Cr)   |
|------------------|------------------|--------------------|
| Mahato Transport | -                | 6,870,578          |
| <b>Total</b>     | <b>₹ 0</b>       | <b>₹ 6,870,578</b> |

(schedule "c")

| Trade Payables          | Amount ₹<br>(Dr) | Amount ₹<br>(Cr) |
|-------------------------|------------------|------------------|
| Abhishek Kishore Singh  | -                | 1,000,000.00     |
| Deepak Kumar Mahato     | -                | 1,500,000.00     |
| MT GST CLAIM            | -                | 1,600,000.00     |
| OTHER CURRENT LIABILITY | -                | 89,656.00        |
| SUNDRY CREDIT -SCH-II   | -                | 730,202.70       |
| Md.Mohsin Ansari        | -                | 119,036.50       |
| ONG KUMAR               | -                | 120,000.00       |
| Shiv Prasad Mahato      | -                | 748,169.00       |
| Somar Enterprises       | -                | 15,000.00        |
| ACC LTD                 | 34,840.00        | -                |
| Accounting Fee Payable  | -                | 25,000.00        |
| AGARWAL ASSOCIATES      | -                | 15,760.00        |
| Champa Enterprises      | -                | 6,608.00         |
| Dhanbad Plywood Centre  | -                | 909,857.00       |
| GST Filing Fee Payable  | -                | 12,000.00        |
| H R Fuels               | -                | 220,541.00       |
| Jai Mangal Rawani (Adv) | -                | 1,855,517.00     |
| Jai Mangal Rawani       | -                | 1,111,011.00     |
| JMA Store               | -                | 64,001.00        |

|                           |                 |                     |
|---------------------------|-----------------|---------------------|
| M/S Lucky Enterprises     | -               | 227,332.00          |
| N. Agarwal & Co.          | -               | 52,920.00           |
| Narayani Fuels Pvt Ltd    | -               | 1,118,689.00        |
| Rv Udyog                  | -               | 428,679.00          |
| Shree Industries          | -               | 240.00              |
| Shree Tiles And Pavers    | -               | 4,000.00            |
| Shree Traders             | -               | 165.00              |
| Vedant Earthmovers        | 20,966.00       | -                   |
| Yudhisthira Mahato        | -               | 5,040.00            |
| <b>Total</b>              | <b>₹ 55,806</b> | <b>₹ 11,979,424</b> |
| <b>Net Trade Payables</b> | <b>-</b>        | <b>₹ 11,923,618</b> |

(schedule "e")

| Deposits         | Amount ₹<br>(Dr)   | Amount ₹<br>(Cr) |
|------------------|--------------------|------------------|
| Deposits         | 110,428            | -                |
| Security Deposit | 1,241,638          | -                |
| <b>Total</b>     | <b>₹ 1,352,066</b> | <b>-</b>         |

(schedule "f")

| Loans & Advances                        | Amount ₹<br>(Dr)   | Amount ₹<br>(Cr) |
|---|--------------------|------------------|
| DMPS                                    | 840,650            | -                |
| Mahato Goods Transport Services Pvt Ltd | 12,800             | -                |
| Natwar Agarwal                          | 1,427,024          | -                |
| Pemiya Hrikesh                          | 145,000            | -                |
| <b>Total</b>                            | <b>₹ 2,425,474</b> | <b>₹ 0</b>       |
| <b>Net Loans &amp; Advances</b>         | <b>₹ 2,425,474</b> | <b>-</b>         |

(schedule "g")

| Trade Receivables                 | Amount ₹<br>(Dr) | Amount ₹<br>(Cr) |
|-----------------------------------|------------------|------------------|
| ARTI DEVI                         | -                | 250,000          |
| Artl Enterprises                  | 5,202,929        | -                |
| Artl Enterprises(Loan A/c)        | 5,569,188        | -                |
| Arti Mining                       | -                | 1,008,126        |
| D.M.INFRA (HDFC BANK)             | -                | 175,000          |
| Inderjeet Infra                   | -                | 300,000          |
| INDRAJEET CONSTRUCTION            | -                | 806,277          |
| Indrajeet Mining                  | -                | 100,000          |
| Indrajeet Mining (HDFC BANK)      | -                | 200,000          |
| Jai Maa Tara Construction         | -                | 300,000          |
| MANYATA CONSTRUCTION COMPANY      | -                | 1,085,647        |
| MANYATA INFRA                     | -                | 100,000          |
| MANYATA INFRA (HDFC BANK)         | -                | 175,000          |
| Manyata Mining Co.                | -                | 1,131,113        |
| MANYATA MINING CO. (HDFC BANK)    | -                | 220,000          |
| NAGENDRA CONSTRUCTION             | -                | 600,000          |
| NAGENDRA CONSTRUCTION (HDFC BANK) | -                | 175,000          |
| Tara Infra                        | -                | 450,000          |