

ALOKIK INFRA BUILD LLP

BALANCE SHEET AS AT 31ST MARCH, 2023

S.N.	PARTICULARS	NOTE NO.	Figures as at the end of Current Reporting Period	Figures as at the end of Previous Reporting Period
I.	<u>EQUITY AND LIABILITIES</u>			
(A)	<u>SHARE HOLDER'S FUNDS</u>			
	Share Capital	1	66,00,000.00	81,78,000.00
	Reserve & Surplus	2	72,380.00	72,380.00
(B)	<u>NON-CURRENT LIABILITIES</u>			
	Long Term Borrowing		-	-
	Deferred Tax Liabilities (Net)		-	-
	Other Long Term Liabilities		-	-
	Long Term Provisions		-	-
(C)	<u>CURRENT LIABILITIES</u>			
	Short Term Borrowing	3	5,43,62,985.00	4,99,99,985.00
	Trade Payables	4	33,00,860.00	28,92,307.00
	Other Current Liabilities (Advances)	5	11,28,24,148.80	10,37,05,978.80
	Short Term Provisions	6	-	-
	TOTAL		17,71,60,373.80	16,48,48,650.80
II.	<u>ASSETS</u>			
	<u>NON-CURRENT ASSETS</u>			
(A)	<u>(a) FIXED ASSETS</u>			
	(i) Tangible Assets		9,99,991.00	-
	(ii) Intangible Assets		-	-
	(b) Non-Current Investments		-	-
	(c) Deferred Tax Assets (Net)		-	-
	(d) Long Term Loans and Advances		-	-
	(e) Other Non-Current Assets	7	2,13,25,000.00	2,11,00,000.00
(B)	<u>CURRENT ASSETS</u>			
	(a) Current Investments	8	-	-
	(b) Inventories (WIP)	9	12,50,28,876.97	9,94,25,963.84
	(c) Trade receivables		-	-
	(d) Cash & Cash Equivalent	10	36,56,897.83	48,19,688.96
	(e) Short Term Loans & Advances	11	2,43,00,000.00	3,95,00,000.00
	(f) Other Current Assets	12	18,49,608.00	2,998.00
	TOTAL		17,71,60,373.80	16,48,48,650.80
III.	Accounting Policies & Notes to the Accounts	20		

The schedules referred above form an integral part of the Balance Sheet and Profit & Loss Account

In terms of our separate report of even date.

PLACE : DHANBAD

DATED : 25/09/2023

For. M/s. Anil Mookim & Co.

Chartered Accountants,

Firm Registration No.004402C




(CA. A. K. Mookim)

Partner


Membership No. 54175

UDIN:-23054175BGWKRQ5543




FOR AND BEHALF OF THE BOARD

Alokik Infra Build LLP


Partner

Alokik Infra Build LLP


Partner

D
I
R
E
C
T
O
R