

Acknowledgement Number: 761434841291022

Date of filing : 29-Oct-2022

INDIAN INCOME TAX RETURN ACKNOWLEDGEMENT

(Where the data of the Return of Income in Form ITR-1 (S-AITAJ), ITR-2, ITR-3, ITR-4(SUGAM), ITR-5, ITR-6, ITR-7 filed and verified)
(Please see Rule 12 of the Income-tax Rules, 1962)

Assessment Year
2022-23

PAN	AAACZ0070G			
Name	RAMI SANITECH PRIVATE LIMITED			
Address	B45/14, SAHIBABAD INDL AREA SITE 4 , ROAD NO. 12 JHANDAPUR VLG , I.E.Sahibabad S.O . I.E. Sahibabad , GHAZIABAD , 51-Uttar Pradesh , 91-India , 201010			
Status	Private Company	Form Number	ITR-4	
Filed u/s	139(1) Return filed on or before due date	e-Filing Acknowledgement Number	761434841291022	
Taxable Income and Tax Details	Current Year business loss, if any	1	0	
	Total Income		72,594	
	Book Profit under MAT, where applicable	2	1,36,200	
	Adjusted Total Income under AMI, where applicable	3	0	
	Net tax payable	4	21,247	
	Interest and Fee Payable	5	2,044	
	Total tax, interest and Fee payable	6	23,291	
	Taxes Paid	7	23,291	
	(+) Tax Payable /(-) Refundable (6-7)	8	0	
	Accreted Income & Tax Details	Accreted Income as per section 115TD	9	0
		Additional Tax payable u/s 115TD	10	0
		Interest payable u/s 115TE	11	0
		Additional Tax and interest payable	12	0
		Tax and interest paid	13	0
(+) Tax Payable /(-) Refundable (12-13)		14	0	

This return has been digitally signed by SANJAY GUPTA in the capacity of Managing Director having PAN AAAPG7192B from IP address 106.223.36.65 on 29-Oct-2022

DSC SI No. & Issuer 4252547 & 42680904211256CN=Verasys CA 2014,OU=Certifying Authority,O=Verasys Technologies Pvt Ltd.,C=IN

System Generated

Barcode/QR Code



AAACZ0070G067614348412910228C218C0017C962F51A12DC5F7A892C0CED15700C

DO NOT SEND THIS ACKNOWLEDGEMENT TO CPC, BENGALURU

Acknowledgement Receipt of Income Tax Forms

(Other Than Income Tax Return)



e-Filing
Income Tax Department, India

e-Filing Acknowledgement Number / Quarterly Statement Receipt Number
625604510071022

Date of e-Filing
07-Oct-2022

Name	:	RAMJI SANITECH PRIVATE LIMITED
PAN/TAN	:	AAACZ0070G
Address	:	B 45/1/4 SITE IV ,, SAHIBABAD INDUSTRIAL AREA , I.E. Sahibabad, GHAZIABAD, I.E.Sahibabad S.O, Uttar Pradesh, 201010
Form No.	:	Form 3CA-3CD
Form Description	:	Audit report under section 44AB of the Income-tax Act, 1961, in a case where the accounts of the business or profession of a person have been audited under any other law
Assessment Year	:	2022-23
Financial Year	:	-
Month	:	-
Quarter	:	-
Filing Type	:	Original
Capacity	:	Chartered Accountant
Verified By	:	527416


(This is a computer generated Acknowledgement Receipt and needs no signature)

M/S RAMJI SANITECH PRIVATE LIMITED

Balance Sheet as at 31st March 2022

Particulars	Note No.	As at 31st March 2022 Amount (₹)	As at 31st March 2021 Amount (₹)
A			
<u>LIABILITY AND LIABILITY</u>			
1 Shareholders' Fund			
(a) Share Capital	1	16,95,300	16,95,300
(b) Reserve and Surplus	2	61,95,054	60,56,888
(c) Money received against share warrants		78,90,354	77,52,168
2 Share application money pending allotment		-	-
3 Non-Current Liability			
(a) Long-term borrowings	3	68,75,982	60,18,912
(b) Deferred Tax Liability (Net)		-	-
(c) Other Long-term liabilities		-	-
(d) Long-term provisions		68,75,982	60,18,912
4 Current Liabilities			
(a) Short-Term Borrowings	4	82,51,047	79,88,119
(b) Trade Payable	5	3,30,57,584	2,66,80,562
(c) Other Current Liabilities	6	25,43,195	24,75,689
(d) Short-term provisions	7	11,46,795	11,54,425
		4,49,98,621	3,82,46,775
		5,97,64,957	5,20,17,898
B			
<u>ASSETS</u>			
1 Non Current asset			
(a) Fixed Asset			
(i) Tangible Asset	8	17,98,139	10,84,233
(b) Other Non-Current Investment	9	69,45,846	69,18,387
(c) Deferred Tax Assets (Net)	10	2,72,089	2,52,909
(d) Long-term loans and advances	11	72,21,045	72,21,045
(e) Other non-current assets		-	-
		1,62,37,119	1,54,76,574
2 Current Asset			
(a) Current Investment		-	-
(b) Inventories	12	2,12,79,034	1,83,56,770
(c) Trade Receivables	13	1,23,76,425	82,42,753
(d) Cash and Bank Equivalents	14	15,88,342	5,50,526
(e) Short-term loans and advances		-	-
(f) Other Current Asset	15	82,84,057	93,91,274
		4,35,27,858	3,65,41,323
		5,97,64,957	5,20,17,898
Summary of Significant accounting policies The accompanying are an integral part of these financial statements.	24-25		

As per our report of even date attached
For Mittal P & Co.
Chartered Accountants
FICN Reg No. 111111



CA Hari Kishan Sharma
Partner
M.No. : 527416
Place: Noida
Date: 03.09.2022
UDIN: 22527416AAI ZPN3416

For & on behalf of Board of Directors

For Ramji Sanitech Pvt. Ltd

[Signature]
Director/Authorized Sign

For Ramji Sanitech Pvt. Ltd

Saujay Gupta
Director
DIN: 00848457

[Signature]
Director
DIN: 07767603

M/S RAMJI SANITECH PRIVATE LIMITED

Statement of Profit & Loss for the year ended 31st March 2022

Particulars	Note No.	For the year ended 31st March, 2022 Amount (₹)	For the year ended 31st March, 2021 Amount (₹)
A Incomes			
Revenue from operations (Gross)	16	2,04,51,448	97,61,441
Other Income	17	42,306	45,133
Total Revenue (A)		2,04,93,754	98,06,574
B Expenses			
(a) Direct Expenses	18	2,03,56,031	1,05,27,352
(b) Changes in inventories of finished goods	19	(29,22,264)	(41,78,025)
(c) Employees Benefits expenses	20	13,21,160	11,32,229
(d) Administration & other Expenses	21	3,16,977	1,64,332
(e) Finance Costs	22	10,28,568	10,87,402
(f) Other Expenses	23	55,714	7,76,772
(g) Depreciation and Amortisation Expenses	8	2,01,364	2,26,220
Total Expenses (B)		2,03,57,550	97,36,282
C Profit / (Loss) before tax (A-B)		1,36,204	70,292
D Tax Expenses:			
Current Tax		17,218	24,851
Deferred Tax		(19,180)	4,344
Profit / (Loss) for the year (C-D)		1,38,166	41,097
Earning per share (of ₹ 10/- each)			
(a) Basic & Diluted (in Rs.)		0.81	0.24
Summary of Significant accounting policies The accompanying are an integral part of these financial statements.	24-25		

As per our report of even date attached


For Mittal P Co.
Chartered Accountants


CA. Hari Krishna Sharma
Partner

M.No. : 527416
Place: Noida
Date: 03.09.2022
UDIN: 22527416AYUZPN3416

For & on behalf of Board of Directors

For Ramji Sanitech Pvt. Ltd


Sanjay Gupta
Director

DIN: 00848457

For Ramji Sanitech Pvt. Ltd


Ayushi Gupta
Director

DIN: 07767603

M/S RAMJI SANTECH PRIVATE LIMITED
Note to accounts attached to & forming part of Balance Sheet

1. Share Capital

Particulars	As at 31st March 2022 Amount (₹)	As at 31st March 2021 Amount (₹)
Authorised Share Capital 2,00,000 Equity Shares of ₹ 10 each	20,00,000	20,00,000
Issued, Subscribed & Paid-up capital 1,69,530 Equity Shares of ₹ 10 each	16,95,300	16,95,300
Total	16,95,300	16,95,300

- a) During the year, the company has not issued/bought back any shares.
b) The company has only one class of equity share having a par value ₹ 10 per share.
c) Detail of shareholders holding more than 5% of share in the company.

Particulars	31.03.2022		31.03.2021	
	No. of shares	% of Shares	No. of shares	% of Shares
Jagdish Prasad Gupta	98,450	58.07	98,450	58.07
Meena Devi Gupta	33,010	19.47	33,010	19.47
Sanjay Gupta	37,870	22.34	37,870	22.34
Ridhi Gupta	100	0.06	100	0.06
Sunita Rustogi	100	0.06	100	0.06
Total	1,69,530		1,69,530	

2. Reserves & Surplus

Particulars	As at 31st March 2022 Amount (₹)	As at 31st March 2021 Amount (₹)
a) Surplus as per P& L Account		
Opening balance	46,56,688	46,15,591
Add: Addition during the year	1,38,166	41,097
	47,94,854	46,56,688
Less: Previous year adjustments	-	-
Closing Balance	47,94,854	46,56,688
b) security premium	14,00,200	14,00,200
Total	61,95,054	60,56,888

M/S RAMJI SANITECH PRIVATE LIMITED

Note to accounts attached to & forming part of Balance Sheet

3. Long Term Borrowings

Particulars	As at 31st March 2022 Amount (₹)	As at 31st March 2021 Amount (₹)
Unsecured Loan		
- Sh. Sanjay Gupta	6,80,547	16,05,300
- Ayushi Gupta	37,500	3,94,000
- CK Web Services	20,26,400	20,26,400
HDFC Car Loan	-	2,43,212
GECL Loan	8,87,215	-
Baleno Car loan -PSB	6,87,760	-
Eriaga car Loan - Yes bank	11,17,107	-
Punjab and sindh bank ECLGS	14,39,453	17,50,000
Total	68,75,982	60,18,912

4. Short Term Borrowings

Particulars	As at 31st March 2022 Amount (₹)	As at 31st March 2021 Amount (₹)
Punjab and sindh bank	82,51,047	79,88,119
Total	82,51,047	79,88,119

5. Trade Payable

Particulars	As at 31st March 2022 Amount (₹)	As at 31st March 2021 Amount (₹)
Sundry Creditor	3,30,57,584	2,66,30,562
Total	3,30,57,584	2,66,30,562

M/S RAMJI SANITECH PRIVATE LIMITED
Note to accounts attached to & forming part of Balance Sheet

6. Other Current Liabilities

Particulars	As at 31st March 2022 Amount (₹)	As at 31st March 2021 Amount (₹)
Director remuneration payable	22,39,607	19,39,607
Salary & wages payable	23,953	60,533
ESI Payable	1,716	3,344
PF Payable	10,431	20,368
Expenses payable	2,29,937	2,84,647
Audit Fee Payable	2,52,000	1,59,000
Gst Payable	(2,14,449)	6,190
Total	25,43,195	24,73,689

7. Short Term Provision

Particulars	As at 31st March 2022 Amount (₹)	As at 31st March 2021 Amount (₹)
Provision for employee benefits and expenses	11,28,057	11,28,057
Provision for tax	17,218	24,851
TDS payable	1,520	1,520
Total	11,46,795	11,54,428

9. Non-current investment

Particulars	As at 31st March 2022 Amount (₹)	As at 31st March 2021 Amount (₹)
Investment in property	61,36,455	61,36,455
Fix deposit	8,09,391	7,81,932
Total	69,45,846	69,18,387

M/S RAMJI SANITECH PRIVATE LIMITED
Note to accounts attached to & forming part of Balance Sheet

10. Deferred Tax Liabilities/(Assets)

Particulars	As at 31st March 2022 Amount (₹)	As at 31st March 2021 Amount (₹)
Depreciation for the year as per Companies Act	2,01,364	2,26,220
Depreciation as per Income Statement as per I.T. Act	2,75,134	2,42,924
Difference	(73,770)	16,708
Applicable Tax Rate	26.00%	26.00%
Provision to be made or written off during the year	(19,180)	4,344
DTL/(DTA) as on the first day of the Financial year	(2,52,909)	(2,57,253)
DTL / (DTA) as on 31.03.2022	(2,72,089)	(2,52,909)

11. Long term loans and advances

Particulars	As at 31st March 2022 Amount (₹)	As at 31st March 2021 Amount (₹)
Security deposit	84,915	84,915
Deposit with DSIDC	50,09,684	50,09,684
Other advances and loans	3,28,272	3,28,272
Sale tax credit receivable	23,050	23,050
Sh. Binay kumar Gupta	10,77,958	10,77,958
J.P.Gupta HUF	40,000	40,000
Meena devi	5,98,007	5,98,007
Sh. Jagdish Prasad Gupta	59,159	59,159
Total	72,21,045	72,21,045

12. Inventories

Particulars	As at 31st March 2022 Amount (₹)	As at 31st March 2021 Amount (₹)
Work In Progress & Raw material	2,12,79,034	1,83,56,770
Total	2,12,79,034	1,83,56,770

M/S RAMJI SANITECH PRIVATE LIMITED
Note to accounts attached to & forming part of Balance Sheet

13. Trade Receivables

Particulars	As at 31st March 2022 Amount (₹)	As at 31st March 2021 Amount (₹)
Outstanding for not more than Six Months	-	-
Others	1,23,76,425	82,42,753
Total	1,23,76,425	82,42,753

14. Cash & Bank balances

Particulars	As at 31st March 2022 Amount (₹)	As at 31st March 2021 Amount (₹)
Bank Balance	15,05,156	6,201
Cash in Hand	83,186	5,44,325
Total	15,88,342	5,50,526

15. Other Current Assets

Particulars	As at 31st March 2022 Amount (₹)	As at 31st March 2021 Amount (₹)
Labour Advances and Others	5,19,236	4,59,236
FDR	-	25,000
TCD Deducted	-	1,079
TDS Deducted	-	3,385
TDS (F.Y. 2021-22)	4,231	-
Advance to vendors	77,60,570	89,02,574
Total	82,84,037	93,91,274

M/S RAMJI SANITECH PRIVATE LIMITED
Note to accounts attached to & forming part of Balance Sheet

16. Revenue from operation

Particulars	Ended 31st March 2022 Amount (₹)	For the Year Ended 31st March 2021 Amount (₹)
Sale of Goods	2,04,51,448	97,61,441
Total	2,04,51,448	97,61,441

17. Indirect income

Particulars	For the Year Ended 31st March 2022 Amount (₹)	For the Year Ended 31st March 2021 Amount (₹)
Interest Income	42,306	45,133
Total	42,306	45,133

18. Cost of material consumed

Particulars	For the Year Ended 31st March 2022 Amount (₹)	For the Year Ended 31st March 2021 Amount (₹)
Purchases (Net of taxes)	1,99,53,575	1,02,34,794
Power and Fuel	4,02,456	2,92,558
Total	2,03,56,031	1,05,27,352

19. Changes in inventories of finished goods:

Particulars	For the Year Ended 31st March 2022 Amount (₹)	For the Year Ended 31st March 2021 Amount (₹)
Inventories at the end of the year	2,12,79,034	1,83,56,770
Inventories at the beginning of the year	1,83,56,770	1,41,78,745
Total	29,22,264	41,78,025

M/S RAMJI SANITECH PRIVATE LIMITED
Note to accounts attached to & forming part of Balance Sheet

20. Employee Benefit expense

Particulars	For the Year Ended 31st March 2022 Amount (₹)	For the Year Ended 31st March 2021 Amount (₹)
Salary	2,72,959	1,50,202
Director Remuneration	9,00,000	7,86,600
Employers contribution to ESIC on wages	9,899	18,041
Employers contribution to PF on wages	1,38,302	1,77,386
Total	13,21,160	11,32,229

21. Administration and other expense

Particulars	For the Year Ended 31st March 2022 Amount (₹)	For the Year Ended 31st March 2021 Amount (₹)
Audit fees	50,000	50,000
Business promotion expenses	2,15,282	69,620
Insurance charges	20,086	30,920
Postage & Stationary	-	3,452
Telephone Expenses	699	2,110
Vehicle running and maintenance expenses	30,910	8,230
Total	3,16,977	1,64,332

22. Finance Costs

Particulars	For the Year Ended 31st March 2022 Amount (₹)	For the Year Ended 31st March 2021 Amount (₹)
Bank Charges & Interest	9,92,107	10,87,402
Interest on car Loan	36,461	-
Total	10,28,568	10,87,402

M/S RAMJI SANITEC PRIVATE LIMITED
 STATE OF GUJARAT, COMPANY REGISTRATION NO. 2630900 (MCA 21) of Balance Sheet

Particulars

Particulars	As at 31st March 2022 Amount (₹)	As at 31st March 2021 Amount (₹)
Share Capital	1,00,000	1,00,000
Reserves		1,00,000
Current Assets	20,000	1,00,000
Current Liabilities	1,00,000	1,00,000
Income tax/Dividend as distributed in P/B	1,000	1,000
Income tax P/B	-	1,000
Provision for		1,000
Loans &c	1,000	1,000
Shareholders' Expenses	1,000	-
Others		1,00,000
Total	22,000	2,02,000

RAMJI SANITECH PRIVATE LIMITED
Note to accounts attached to & forming part of Balance Sheet

8. List of Schedule of Fixed Assets as on 31.03.2022

Particulars	Rate	WDV as on 01.04.2021	Additions / (Sale) during the year	Total	Dep. For the year	WDV as on 31.03.2022	WDV as on 31.03.2021
Plant & Machinery	13.91%	4,82,591	-	4,82,591	67,128	4,15,463	4,82,591
Generator	13.91%	25,732	-	25,732	3,579	22,153	25,732
Tools & Dies	13.91%	8,420	-	8,420	1,171	7,249	8,420
Intercom Phone Pager	13.91%	4,042	-	4,042	562	3,480	4,042
camera system	13.91%	22,536	-	22,536	3,133	19,403	22,536
Motor Cycle	25.89%	584	-	584	151	433	584
Plant & Machinery 2	13.91%	1,49,906	-	1,49,906	20,852	1,29,054	1,49,906
Car 2	25.89%	2,96,720	-	2,96,720	76,821	2,19,899	2,96,720
Car Baleno	25.89%	-	9,15,270	9,15,270	14,932	9,00,338	-
Air conditioner	13.91%	55,459	-	55,459	7,714	47,745	55,459
Mobile	13.91%	38,242	-	38,242	5,319	32,923	38,242
Total		10,84,233	9,15,270	19,99,503	2,01,364	17,98,139	10,84,233

M/s Ranji Sanitech Private Limited
Depreciation Chart as per Income Tax Act

List of Schedule of Fixed Assets as on 31-03-2022

Particulars	Rate	WDV as on 1-April -2021	Additions during the year More than 180 days	Additions during the year Less than 180 days	Sales/Trf during the year	Total	Dep. For the year	WDV as on 31-Mar-2022
Generator	15.00	23,537	-	-	-	23,537	3,531	20,006
Office Equipment	15.00	53,821	-	-	-	53,821	8,073	45,748
Plant & Machinery	15.00	4,60,576	-	-	-	4,60,576	69,086	3,91,489
Tools & Dies	15.00	7,701	-	-	-	7,701	1,155	6,546
Camera System	15.00	21,386	-	-	-	21,386	3,208	18,178
Plant & Machinery 2	15.00	1,21,849	-	-	-	1,21,849	18,277	1,03,571
Motor Car	15.00	6,53,908	-	9,15,270	-	15,69,178	1,66,731	14,02,447
Motor Cycle	15.00	1,524	-	-	-	1,524	229	1,296
Mobile	15.00	32,292	-	-	-	32,292	4,844	27,448
Total		13,76,594	-	9,15,270	-	22,91,864	2,75,134	20,16,730

RAMJI SANITECH PRIVATE LIMITED

Summary of Significant accounting policies and other explanatory information

24. Ramji Sanitech Private Limited ("the Company") is formed on dated 04.01.1994 having Regd. Office address is 485, FIE PATPARGANJ DELHI DL 110092 IN. The Company is engaged in the business of sanitary ware and bath fittings.

25. Summary of Significant Accounting Policies & Practices

a) Basis of preparation of Accounts

The financial statements have been prepared to comply in all material respects with the Accounting Standards notified by Companies (Accounting Standards) Rules, 2006 (as amended) and the relevant provisions of the Companies Act, 1956. The Company maintains its accounts on accrual basis. Management makes estimates and technical and other assumptions regarding the amounts of income and expenses in accordance with Indian GAAP in the preparation of the financial statements. Difference between the actual results and estimates are recognised in the period in which they are determined.

b) Use of Estimates

The preparation of financial statements in conformity with generally accepted accounting principles requires estimates and assumptions to be made that affect the reported amounts of assets and liabilities on the date of the financial statements. Although these estimates are based upon management's best knowledge of current events and actions, actual results could differ from these estimates. Difference between the actual results and estimates are recognised in the period in which the results are known.

c) Fixed Assets

Depreciation is provided on the fixed assets over the assets estimated by the management which are equivalent to the rates prescribed in schedule XIV of the Company Act. The method of depreciation used for the fixed assets is Written Down Value.

d) Impairment of Assets

There is no impairment of assets during the year.

e) Inventories

Stock are valued at cost or market price whichever is lower.

f) Cash and Cash Equivalents

Cash and cash equivalents comprise cash at bank and in hand. Cash in hand at the closing hours of 31st March 2022 is as certified by the management.

g) Revenue Recognition

Revenue is recognized to the extent that it is probable that the economic benefits will flow to the Company and the revenue can be reliably measured and hence no revenue accrued in the year.

RAMJI SANITECH PRIVATE LIMITED

Summary of Significant accounting policies and other explanatory information

h) Sales of Goods & Services

Revenue is recognised when the significant risk and rewards of the ownership of the goods have passed to the buyer

i) Others

The company has not received any intimation from "Suppliers" regarding their status under the Micro, Small & Medium Enterprise Development Act, 2006 and hence no disclosure as required by Schedule VI of the Companies Act, 1956 has been provided.

j) In the opinion of the Board and to the best of their knowledge and belief, the value on realization of current assets, loans and Advances in the ordinary course of business would not be less than the amount at which they are stated in the Balance Sheet.

k) The company has not received and paid amount in foreign currency.

l) Balance appearing in Sundry Debtors, Creditors and Loans & Advances are subject to confirmation.

m) Figures of the previous year are regrouped and reclassified whenever consider necessary, whenever it was deemed necessary to make them comparable with those of current year.

n) Auditor's remuneration

Audit Fee	₹ 50,000.-	(P.Y. ₹ 50,000.-)
-----------	------------	-------------------

o) No Provision for gratuity has been made by the company during the financial year

p) Directors of the Company:



Sanjay Gupta	Director
Ayushi Gupta	Director

As per our report of even date attached

For Mittal P Co.

Chartered Accountants

FRN Reg No. 020983C

CA. Hari K. Sharma
Partner

M.No. : 527416


Place: Noida

Date: 03.09.2022

UDIN: 22527416AYUZPN3416

For & on behalf of Board of Directors


For Ramji Sanitech Pvt. Ltd


Director's Sign

Sanjay Gupta
Director

DIN: 00848457

For Ramji Sanitech Pvt. Ltd


Director's Sign

Ayushi Gupta
Director

DIN: 07767603