


NAMAN NAVYA ASSOCIATES PRIVATE LIMITED

NAVYA NAMAN NIKETAN, OPP. D.C.RESIDENCE, CIRCULAR ROAD, BARMASIA, DEOGHAR

Notes forming part of the financial statements as on 31.03.2016

Note 22 Additional information to the financial statements

Note	Particulars	As at 31 March, 2016	As at 31 March, 2015
		Rs.P.	Rs.P.
22.1	Share application money pending allotment - NIL		
22.2	Contingent liabilities and commitments (to the extent not provided for)		
(i)	Contingent liabilities		
	(a) Claims against the Company not acknowledged as debt	0.00	0.00
	(b) Guarantees	0.00	0.00
	(c) Other money for which the Company is contingently liable	0.00	0.00
(ii)	Commitments		
	(a) Estimated amount of contracts remaining to be executed on capital account and not provided for	0.00	0.00
	Tangible assets		
	Intangible assets		
	(b) Uncalled liability on shares and other investments partly paid	0.00	0.00
	(c) Other commitments	0.00	0.00
22.3	Disclosures required under Section 22 of the Micro, Small and Medium Enterprises Development Act, 2006		
	Particulars	As at 31 March, 2016	As at 31 March, 2015
		Rs.P.	Rs.P.
	(i) Principal amount remaining unpaid to any supplier as at the end of the accounting year	-	-
	Dues to Micro and Small Enterprises have been determined to the extent such parties have been identified on the basis of information collected by the Management. This has been relied upon by the auditors.		
22.4	Details of consumption of imported and indigenous items	For the year ended 31 March, 2016	
		Rs.P.	%
	<u>Imported</u>		
	Raw materials	(-)	(-)
	Components	(-)	(-)
	Spare parts	(-)	(-)
	Total	(-)	(-)
	<u>Indigenous</u>		
	Raw materials	(-)	(-)
	Components	(-)	(-)
	Spare parts	(-)	(-)
	Total	(-)	(-)
	Note: Figures / percentages in brackets relates to the previous year		
22.5.a	Value of imports calculated on C.I.F. basis - Rs. NIL		
22.5.b	Expenditure in Foreign Currency - Rs. NIL		
22.5.c	Earnings in Foreign Exchange - Rs. NIL		
22.5.d	Amount remitted in Foreign Currency as dividend - Rs. NIL		
22.6	In the opinion of the Board, all assets other than fixed assets and non current investments, have a realisable value in the ordinary course of business which is not different from the amount at which it is stated, except as stated		
	Name of Assets	Realisable Value	Value in Balance Sheet
		NIL	
			Opinion of Board



Naman Navya Associates Pvt. Ltd.

Naman Navya Associates Pvt. Ltd.

(Signature)

NAMAN NAVYA ASSOCIATES PRIVATE LIMITED

NAVYA NAMAN NIKETAN, OPP. D.C.RESIDENCE, CIRCULAR ROAD, BARMASIA, DEOGHAR

Notes forming part of the financial statements as on 31.03.2016

Note 20 Finance costs

Particulars	For the year ended 31 March, 2016	For the year ended 31 March, 2015
	Rs.P.	Rs.P.
(a) Interest expense on:		
(i) Borrowings		
(iii) Others	0.00	0.00
- Interest on delayed / deferred payment of income tax	0.00	0.00
- Others	0.00	0.00
(b) Other borrowing costs	0.00	0.00
Total	0.00	0.00

Note 21 Other expenses

Particulars	For the year ended 31 March, 2016	For the year ended 31 March, 2015
	Rs.P.	Rs.P.
Advertisement Exp	0.00	29400.00
Bank Charges	185.00	164.00
Power and fuel	0.00	0.00
Sales Tax	0.00	0.00
Map Approval Expenses	437848.00	0.00
Insurance	0.00	1300.00
Filing Fees	18500.00	8000.00
Communication	0.00	0.00
Travelling and conveyance	0.00	0.00
Printing and stationery	150000.00	5500.00
Telephone Exp	0.00	7203.00
Consultancy Fees	618277.00	0.00
Payments to auditors (Refer Note (i) below)	7500.00	7500.00
Bad trade and other receivables, loans and advances written off	0.00	0.00
Miscellaneous Expenditure	11880.00	0.00
Preliminary Expenses written off	14480.00	14480.00
Total	1258670.00	73547.00

Notes:


Particulars	For the year ended 31 March, 2016	For the year ended 31 March, 2015
	Rs.P.	Rs.P.
(i) Payments to the auditors comprises (net of service tax input credit, where applicable):		
As auditors - statutory audit	7500.00	7500.00
Total	7500.00	7500.00

Naman Navya Associates Pvt. Ltd.

Rajni Kune
Director

Naman Navya Associates Pvt. Ltd.

Sanjeev Kumar Singh
Managing Director



NAMAN NAVYA ASSOCIATES PRIVATE LIMITED

NAVYA NAMAN NIKETAN, OPP. D.C.RESIDENCE, CIRCULAR ROAD, BARMASIA, DEOGHAR

Notes forming part of the financial statements as on 31.03.2016

Note 18.a Cost of materials consumed

Particulars	For the year ended 31 March, 2016	For the year ended 31 March, 2015
	Rs.P.	Rs.P.
Opening stock	0.00	0.00
Add: Purchases	0.00	0.00
Less: Closing stock	0.00	0.00
Cost of material consumed	0.00	0.00
Material consumed comprises: Labour Charges (Development Cost)	0.00	0.00
Total	0.00	0.00

Note 18.b Purchase of traded goods

Particulars	For the year ended 31 March, 2016	For the year ended 31 March, 2015
	Rs.P.	Rs.P.
Traded goods	0.00	0.00
Other items	0.00	0.00
Total	0.00	0.00

Note 18.c Changes in inventories of finished goods, work-in-progress and stock-in-trade

Particulars	For the year ended 31 March, 2016	For the year ended 31 March, 2015
	Rs.P.	Rs.P.
<u>Inventories at the end of the year:</u>		
Finished goods	0.00	0.00
Work-in-progress (Land & Building)	1206125.00	0.00
Stock-in-trade	0.00	0.00
	1206125.00	0.00
<u>Inventories at the beginning of the year:</u>		
Finished goods	0.00	0.00
Work-in-progress (Land & Building)	0.00	0.00
Stock-in-trade	0.00	0.00
	0.00	0.00
Net (increase) / decrease	-1206125.00	0.00

Note 19 Employee benefits expense

Particulars	For the year ended 31 March, 2016	For the year ended 31 March, 2015
	Rs.P.	Rs.P.
Salaries and wages	0.00	0.00
Contributions to provident and other funds	0.00	0.00
Staff welfare expenses	0.00	0.00
Total	0.00	0.00

Naman Navya Associates Pvt. Ltd.

Rajini Kumar
Director

Naman Navya Associates Pvt. Ltd.

Sonjay Kumar Singh
Managing Director



NAMAN NAVYA ASSOCIATES PRIVATE LIMITED
 NAVYA NAMAN NIKETAN, OPP. D.C.RESIDENCE, CIRCULAR ROAD, BARMASIA, DEOGHAR

Notes forming part of the financial statements as on 31.03.2016

Note 16 Revenue from operations

	Particulars	For the year ended	For the year ended
		31 March, 2016	31 March, 2015
		Rs.P.	Rs.P.
(a)	Sale of products (Refer Note (i) below)	0.00	0.00
(b)	Sale of services (Refer Note (ii) below)	0.00	0.00
(c)	Other operating revenues (Refer Note (iii) below)	0.00	0.00
	Total	0.00	0.00

Note	Particulars	For the year ended	For the year ended
		31 March, 2016	31 March, 2015
		Rs.P.	Rs.P.
(i)	Sale of products comprises :		
	Manufactured goods	0.00	0.00
	Others - Land & Building	0.00	0.00
	Total - Sale of manufactured goods	0.00	0.00
	Traded goods	0.00	0.00
	Others	0.00	0.00
	Total - Sale of traded goods	0.00	0.00
	Total - Sale of products	0.00	0.00
(ii)	Sale of services comprises :	0.00	0.00
	Total - Sale of services	0.00	0.00
(iii)	Other operating revenues comprise:		
	Sale of scrap	0.00	0.00
	Others	0.00	0.00
	Total - Other operating revenues	0.00	0.00

Note 17 Other income

	Particulars	For the year ended	For the year ended
		31 March, 2016	31 March, 2015
		Rs.P.	Rs.P.
(a)	Interest income (Refer Note (i) below)	0.00	0.00
(b)	Other non-operating income (net of expenses directly attributable to such income) (Refer Note (ii) below)	101280.00	0.00
	Total	101280.00	0.00


Note	Particulars	For the year ended	For the year ended
		31 March, 2016	31 March, 2015
		Rs.P.	Rs.P.
(i)	Interest income comprises:		
	Interest from banks on:		
	deposits	-	-
	other balances	0.00	0.00
	Interest on loans and advances (Income Tax Refund)	0.00	0.00
	Interest on Fixed Deposit	0.00	0.00
	Rental Income	0.00	0.00
	Total - Interest income	-	0.00
Note	Particulars	For the year ended	For the year ended
		31 March, 2016	31 March, 2015
		Rs.P.	Rs.P.
(ii)	Other non-operating income comprises:		
	Profit on sale of fixed assets [net of expenses directly attributable]	0.00	0.00
	Liabilities / provisions no longer required written back	0.00	0.00
	Miscellaneous income [net of expenses directly attributable]	101280.00	0.00
	Total - Other non-operating income	101280.00	0.00

Naman Navya Associates Pvt. Ltd.

Rajiv Kumar
Director

Naman Navya Associates Pvt. Ltd.

Sanjay Kumar Singh
Managing Director



NAMAN NAVYA ASSOCIATES PRIVATE LIMITED

NAVYA NAMAN NIKETAN, OPP. D.C.RESIDENCE, CIRCULAR ROAD, BARMASIA, DEOGHAR

Notes forming part of the financial statements as on 31.03.2016

Note 10 Long-term loans and advances

Particulars	As at 31 March, 2016	As at 31 March, 2015
	Rs.P.	Rs.P.
(a) Security deposits	0	
Unsecured, considered good	0.00	0.00
(b) Advance income tax (net of provisions) Unsecured, considered good	0.00	0.00
(c) MAT credit entitlement - Unsecured, considered good	0.00	0.00
Total	0.00	0.00

Note 11 Inventories

Particulars	As at 31 March, 2016	As at 31 March, 2015
	Rs.P.	Rs.P.
(a) Raw materials	0.00	0.00
(b) Work-in-progress (At Cost)	1206125.00	0.00
(c) Finished goods (other than those acquired for trading)	0.00	0.00
(d) Stock-in-trade (acquired for trading)(At Cost)	0.00	0.00
(e) Stores and spares	0.00	0.00
(f) Loose tools	0.00	0.00
(g) Others	0.00	0.00
Total	1206125.00	0.00

Note: Details of inventory of work-in-progress

Particulars	As at 31 March, 2016	As at 31 March, 2015
	Rs.P.	Rs.P.
Land & Building	1206125.00	0.00
Other items	0.00	0.00
Total	1206125.00	0.00

Note 12 Trade receivables

Particulars	As at 31 March, 2016	As at 31 March, 2015
	Rs.P.	Rs.P.
Trade receivables outstanding for a period exceeding six months from the date they were due for payment		
Unsecured, considered good	0.00	0.00
Other Trade receivables		
Unsecured, considered good	0.00	0.00
Total	0.00	0.00

Note 13 Cash and cash equivalents

Particulars	As at 31 March, 2016	As at 31 March, 2015
	Rs.P.	Rs.P.
(a) Cash on hand	140466.00	39186.00
(b) Cheques, drafts on hand	0.00	0.00
(c) Balances with banks		
(i) In current accounts	2709177.00	6259290.00
(ii) In deposit accounts	0.00	0.00
(d) Others	0.00	0.00
Total	2849643.00	6298476.00

Note 14 Short-term loans and advances

Particulars	As at 31 March, 2016	As at 31 March, 2015
	Rs.P.	Rs.P.
(a) Loans and advances to related parties		
Unsecured, considered good	0.00	0.00
(b) Loans and advances to employees		
Unsecured, considered good (TDS)	0.00	0.00
(c) Prepaid expenses - Unsecured, considered good	0.00	0.00
(d) Balances with government authorities		
Unsecured, considered good		
(i) T.D.S.	0.00	0.00
(ii) CENVAT credit receivable	0.00	0.00
(iii) VAT credit receivable	0.00	0.00
(iv) Service Tax credit receivable	0.00	0.00
(e) Others	0.00	0.00
Unsecured, considered good	0.00	562070.00
Total	0.00	562070.00

Note 15 Other current assets

Particulars	As at 31 March, 2016	As at 31 March, 2015
	Rs.P.	Rs.P.
(a) Accruals		
(i) Interest accrued on deposits	0.00	0.00
(ii) Interest accrued on investments	0.00	0.00
(b) Others		
(i) Others (Misc. Expenditure)	42561.00	57041.00



NAMAN NAVYA ASSOCIATES PRIVATE LIMITED
NAVYA NAMAN NIKETAN, OPP. D.C. RESIDENCE, CIRCULAR ROAD, BARMASIA, DEOGHAR

Notes forming part of the financial statements as on 31.03.2016

Note 9A Fixed assets

	Gross block				Accumulated depreciation and impairment			Net block	
	Balance as at 1 April, 2015	Additions	Disposals	Borrowing cost capitalised	Other adjustments	Balance as at 31 March, 2016	Eliminated on disposal of assets	Balance as at 31 March, 2016	Balance as at 31 March, 2015
	Rs.P.	Rs.P.	Rs.P.	Rs.P.	Rs.P.	Rs.P.	Rs.P.	Rs.P.	Rs.P.
(a) Land	0.00	0.00	0.00	0.00	0.00	0.00	0.00	0.00	0.00
Freehold Leasehold									
(b) Buildings	0.00	0.00	0.00	0.00	0.00	0.00	0.00	0.00	0.00
Own use									
Given under operating									
(c) Plant and Equipment	0.00	0.00	0.00	0.00	0.00	0.00	0.00	0.00	0.00
Owned									
(d) Furniture and Fixtures	0.00	0.00	0.00	0.00	0.00	0.00	0.00	0.00	0.00
Owned									
(e) Vehicles	60210.00	0.00	0.00	0.00	0.00	0.00	0.00	0.00	0.00
Owned									
(f) Office equipment	0.00	24200.00	0.00	0.00	0.00	214.00	15630.00	44466.00	59996.00
Owned									
(g) Warehouse (Godown)	0.00	0.00	0.00	0.00	0.00	0.00	10041.00	14159.00	0.00
Owned									
(h) Swimming Pool	0.00	0.00	0.00	0.00	0.00	0.00	0.00	0.00	0.00
Owned									
Total	60210.00	24200.00	0.00	0.00	0.00	214.00	25571.00	58625.00	59996.00
Previous year	0.00	60210.00	0.00	0.00	0.00	0.00	214.00	59996.00	0.00

B.	Depreciation and amortisation relating to continuing operations:		
	Particulars	For the year ended 31 March, 2016	For the year ended 31 March, 2015
		Rs.P.	Rs.P.
	Depreciation and amortisation for the year on tangible assets as per Note 10A	25571.00	214.00
	Depreciation and amortisation relating to continuing operations	25571.00	214.00



Naman Navya Associates Pvt. Ltd.

Rajini Kumar
Director

Naman Navya Associates Pvt. Ltd.

Sanjay Kumar Singh
Managing Director

NAMAN NAVYA ASSOCIATES PRIVATE LIMITED
NAVYA NAMAN NIKETAN, OPP. D.C.RESIDENCE, CIRCULAR ROAD, BARMASIA, DEOGHAR

Notes forming part of the financial statements as on 31.03.2016

Note 5 Short-term borrowings

Particulars	As at 31 March, 2016	As at 31 March, 2015
	Rs.P.	Rs.P.
(a) Loans repayable on demand		
From banks		
Secured	0.00	0.00
Unsecured	0.00	0.00
From other parties		
Secured	0.00	0.00
Unsecured	1500000.00	1500000.00
(b) Loans and advances from related parties (Director)		
Secured	1000000.00	4000000.00
Unsecured	1000000.00	4000000.00
Total	2500000.00	5500000.00

Notes:

(i) Details of security for the secured short-term borrowings:

Particulars	Nature of security	As at 31 March, 2016	As at 31 March, 2015
		Rs.P.	Rs.P.
<u>Loans repayable on demand from banks:</u>		0.00	0.00
Total - from banks		0.00	0.00
<u>Loans repayable on demand from other parties:</u>		0.00	0.00
Total - from other parties		0.00	0.00
<u>Loans and advances from related parties:</u>		0.00	0.00
Total - Loans and advances from related parties		0.00	0.00

(ii) Details of short-term borrowings guaranteed by some of the directors or others:

Particulars	As at 31 March, 2016	As at 31 March, 2015
	Rs.P.	Rs.P.
Loans repayable on demand from banks	0.00	0.00
Loans repayable on demand from other parties	0.00	0.00
Loans and advances from related parties	0.00	0.00

Particulars				
Particulars	As at 31 March, 2016		As at 31 March, 2015	
	Period of default	Amount Rs.P.	Period of default	Amount Rs.P.
	(iii) The Company has defaulted in repayment of loans and interest in respect of the following:			
Loans repayable on demand from banks				
Principal	-	0.00	-	0.00
Interest	-	0.00	-	0.00

Naman Navya Associates Pvt. Ltd.

Rajiv Kumar
Director

Naman Navya Associates Pvt. Ltd.

Sanjay Kumar Singh
Managing Director



CIN : U70200JH2014PTC001977

Notes forming part of the financial statements as on 31.03.2016

Note 3 Share capital

Particulars	As at 31 March, 2016		As at 31 March, 2015	
	Number of shares	Amount Rs.P.	Number of shares	Amount Rs.P.
(a) Authorised 25000 Equity shares of Rs.100/- each with voting rights	25000	2500000.00	25000	2500000.00
(b) Issued 11000 Equity shares of Rs.100/- each with voting rights	11000	1100000.00	11000	1100000.00
(c) Subscribed and fully paid up 11000 Equity shares of Rs.100/- each with voting rights	11000	1100000.00	11000	1100000.00
(d) Subscribed but not fully paid up	0	0.00	0	0.00
Total	11000	1100000.00	11000	1100000.00

Notes:

(i) Reconciliation of the number of shares and amount outstanding at the beginning and at the end of the reporting period:

Particulars	Opening Balance	Fresh issue	Closing Balance
	Rs.P.	Rs.P.	Rs.P.
Equity shares with voting rights Year ended 31 March, 2016 - Number of shares - Amount (')	11000 1100000.00	0 0.00	11000 1100000.00
Year ended 31 March, 2015 - Number of shares - Amount (')	11000 1100000.00	0 0.00	11000 1100000.00

Notes:

(ii) Details of shares held by each shareholder holding more than 5% shares:

Class of shares / Name of shareholder	As at 31 March, 2016		As at 31 March, 2015	
	Number of shares held	% holding in that class of shares	Number of shares held	% holding in that class of shares
Equity shares with voting rights				
SRI SANJEET KUMAR SINGH	10500	95.45	10500	95.45
SMT. RAGINI KUMARI	500	4.55	500	4.55

Note 4 Reserves and surplus

Particulars	As at 31 March, 2016	As at 31 March, 2015
	Rs.P.	Rs.P.
(a) Securities premium account Opening balance Add : Premium on shares issued during the year Closing balance	0.00 0.00 0.00	0.00 0.00 0.00
(b) Surplus / (Deficit) in Statement of Profit and Loss Opening balance Add: Profit / (Loss) for the year Closing balance	(82,917.00) 16,004.00 (66,913.00)	(9,156.00) (73,761.00) (82,917.00)
Total	-66913.00	-82917.00

Note 6 Trade payables

Particulars	As at 31 March, 2016	As at 31 March, 2015
	Rs.P.	Rs.P.
Trade payables:	0.00	0.00
Total	0.00	0.00

Note 7 Other current liabilities

Particulars	As at 31 March, 2016	As at 31 March, 2015
	Rs.P.	Rs.P.
(A) Other payables	0.00	0.00
(i) Statutory remittances (Contributions to PF and ESIC, Withholding Taxes, Excise Duty, VAT, Service Tax, etc.)	56,207.00	0.00
(ii) Payables on purchase of fixed assets	0.00	0.00
(iii) Others	553,000.00	453,000.00
(iv) Audit Fees Payable	7,500.00	7,500.00
Total	616,707.00	460,500.00

Note 8 Short-term provisions

Particulars	As at 31 March, 2016	As at 31 March, 2015
	Rs.P.	Rs.P.
(a) Provision for employee benefits.	0.00	0.00
(b) Provision - Others:	7160.00	0.00
(i) Provision for tax	7160.00	0.00
Total	7160.00	0.00



Naman Navya Associates Pvt. Ltd.

Ragini Kumar
Director

Naman Navya Associates Pvt. Ltd.

Sanjeet Kumar Singh
Managing Director


NAMAN NAVYA ASSOCIATES PRIVATE LIMITED

NAVYA NAMAN NIKETAN, OPP. D.C.RESIDENCE, CIRCULAR ROAD, BARMASIA, DEOGHAR

Notes forming part of the financial statements as on 31.03.2016
Note 23 Disclosures under Accounting Standards

Note	Particulars	For the year ended	For the year ended																																																																																
		31 March, 2016	31 March, 2015																																																																																
		Rs.P.	Rs.P.																																																																																
23.1	Details of borrowing costs capitalised Borrowing costs capitalised during the year - as fixed assets / intangible assets / capital work-in-progress - as inventory	0.00 0.00 0.00	0.00 0.00 0.00																																																																																
23.2	Related party transactions																																																																																		
23.2.a	Details of related parties: <table border="1"> <thead> <tr> <th>Description of relationship</th> <th>Names of related parties</th> </tr> </thead> <tbody> <tr> <td>Key Management Personnel (KMP)</td> <td>Sanjeet Kr. Singh, Ragini Kumari</td> </tr> <tr> <td>Relatives of KMP</td> <td></td> </tr> <tr> <td>Company in which KMP / Relatives of KMP can exercise significant influence</td> <td></td> </tr> </tbody> </table> Note: Related parties have been identified by the Management.	Description of relationship	Names of related parties	Key Management Personnel (KMP)	Sanjeet Kr. Singh, Ragini Kumari	Relatives of KMP		Company in which KMP / Relatives of KMP can exercise significant influence																																																																											
Description of relationship	Names of related parties																																																																																		
Key Management Personnel (KMP)	Sanjeet Kr. Singh, Ragini Kumari																																																																																		
Relatives of KMP																																																																																			
Company in which KMP / Relatives of KMP can exercise significant influence																																																																																			
23.2.b	Details of related party transactions during the year ended 31 March, 2016 and balances outstanding as at 31 March, 2016 <table border="1"> <thead> <tr> <th></th> <th>KMP</th> <th>Relatives of KMP</th> <th>Entities in which KMP / relatives of KMP have significant influence</th> <th>Total</th> </tr> <tr> <td></td> <td align="center">Rs.P.</td> <td align="center">Rs.P.</td> <td align="center">Rs.P.</td> <td align="center">Rs.P.</td> </tr> </thead> <tbody> <tr> <td>Purchase of goods</td> <td align="right">YYY</td> <td align="right">YYY</td> <td align="right">YYY</td> <td align="right">YYY</td> </tr> <tr> <td>Sale of goods</td> <td align="right">(XXX)</td> <td align="right">(XXX)</td> <td align="right">(XXX)</td> <td align="right">(XXX)</td> </tr> <tr> <td>Purchase of fixed assets</td> <td align="right">YYY</td> <td align="right">YYY</td> <td align="right">YYY</td> <td align="right">YYY</td> </tr> <tr> <td>Sale of fixed assets</td> <td align="right">(XXX)</td> <td align="right">(XXX)</td> <td align="right">(XXX)</td> <td align="right">(XXX)</td> </tr> <tr> <td>Rendering of services</td> <td align="right">YYY</td> <td align="right">YYY</td> <td align="right">YYY</td> <td align="right">YYY</td> </tr> <tr> <td>Receiving of services</td> <td align="right">(XXX)</td> <td align="right">(XXX)</td> <td align="right">(XXX)</td> <td align="right">(XXX)</td> </tr> <tr> <td>Finance (including loans and equity contributions in cash or in kind)</td> <td align="right">YYY</td> <td align="right">YYY</td> <td align="right">YYY</td> <td align="right">YYY</td> </tr> <tr> <td>Guarantees and collaterals</td> <td align="right">(4000000/-)</td> <td align="right">(XXX)</td> <td align="right">(XXX)</td> <td align="right">(4000000/-)</td> </tr> <tr> <td>Balances outstanding at the end of the year</td> <td align="right">YYY</td> <td align="right">YYY</td> <td align="right">YYY</td> <td align="right">YYY</td> </tr> <tr> <td>Trade receivables</td> <td align="right">(XXX)</td> <td align="right">(XXX)</td> <td align="right">(XXX)</td> <td align="right">(XXX)</td> </tr> <tr> <td>Loans and advances</td> <td align="right">YYY</td> <td align="right">YYY</td> <td align="right">YYY</td> <td align="right">YYY</td> </tr> <tr> <td>Trade payables</td> <td align="right">(XXX)</td> <td align="right">(XXX)</td> <td align="right">(XXX)</td> <td align="right">(XXX)</td> </tr> <tr> <td>Borrowings</td> <td align="right">1000000/-</td> <td align="right">YYY</td> <td align="right">YYY</td> <td align="right">1000000/-</td> </tr> <tr> <td></td> <td align="right">(4000000/-)</td> <td align="right">(XXX)</td> <td align="right">(XXX)</td> <td align="right">(4000000/-)</td> </tr> </tbody> </table> Note: Figures in bracket relates to the previous year		KMP	Relatives of KMP	Entities in which KMP / relatives of KMP have significant influence	Total		Rs.P.	Rs.P.	Rs.P.	Rs.P.	Purchase of goods	YYY	YYY	YYY	YYY	Sale of goods	(XXX)	(XXX)	(XXX)	(XXX)	Purchase of fixed assets	YYY	YYY	YYY	YYY	Sale of fixed assets	(XXX)	(XXX)	(XXX)	(XXX)	Rendering of services	YYY	YYY	YYY	YYY	Receiving of services	(XXX)	(XXX)	(XXX)	(XXX)	Finance (including loans and equity contributions in cash or in kind)	YYY	YYY	YYY	YYY	Guarantees and collaterals	(4000000/-)	(XXX)	(XXX)	(4000000/-)	Balances outstanding at the end of the year	YYY	YYY	YYY	YYY	Trade receivables	(XXX)	(XXX)	(XXX)	(XXX)	Loans and advances	YYY	YYY	YYY	YYY	Trade payables	(XXX)	(XXX)	(XXX)	(XXX)	Borrowings	1000000/-	YYY	YYY	1000000/-		(4000000/-)	(XXX)	(XXX)	(4000000/-)		
	KMP	Relatives of KMP	Entities in which KMP / relatives of KMP have significant influence	Total																																																																															
	Rs.P.	Rs.P.	Rs.P.	Rs.P.																																																																															
Purchase of goods	YYY	YYY	YYY	YYY																																																																															
Sale of goods	(XXX)	(XXX)	(XXX)	(XXX)																																																																															
Purchase of fixed assets	YYY	YYY	YYY	YYY																																																																															
Sale of fixed assets	(XXX)	(XXX)	(XXX)	(XXX)																																																																															
Rendering of services	YYY	YYY	YYY	YYY																																																																															
Receiving of services	(XXX)	(XXX)	(XXX)	(XXX)																																																																															
Finance (including loans and equity contributions in cash or in kind)	YYY	YYY	YYY	YYY																																																																															
Guarantees and collaterals	(4000000/-)	(XXX)	(XXX)	(4000000/-)																																																																															
Balances outstanding at the end of the year	YYY	YYY	YYY	YYY																																																																															
Trade receivables	(XXX)	(XXX)	(XXX)	(XXX)																																																																															
Loans and advances	YYY	YYY	YYY	YYY																																																																															
Trade payables	(XXX)	(XXX)	(XXX)	(XXX)																																																																															
Borrowings	1000000/-	YYY	YYY	1000000/-																																																																															
	(4000000/-)	(XXX)	(XXX)	(4000000/-)																																																																															
23.3	Earnings per share																																																																																		
23.3.a	Basic Total operations Net profit / (loss) for the year Net profit / (loss) for the year attributable to the equity shareholders Weighted average number of equity shares Par value per share Earnings per share - Basic	23164.00 23164.00 11000 100.00 2.11	-73761.00 -73761.00 11000 100.00 -6.71																																																																																
Note 24 Previous year's figures																																																																																			
24	Previous year's figures have been regrouped / reclassified wherever necessary to correspond with the current year's classification / disclosure.																																																																																		

PLACE : DEOGHAR
DATED : 06.06.2016



FOR G.P. CHOUHARY & CO.
CHARTERED ACCOUNTANTS
FRN.No.: 008151C

G.P. Choudhary
(G.P. CHOUHARY)
PROPRIETOR
Memb.No.: 074327

Naman Navya Associates Pvt. Ltd.

Ragini Kumar
Director

Naman Navya Associates Pvt. Ltd.

Sanjeet Kumar Singh
Managing Director