

ANUPAM SAHAKARI GRIH NIRMAN SWAWLAMBI S. SMT. LTD.
ALOK VIHAR, GHORABANDHA
JAMSHEDPUR

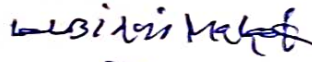
Balance Sheet

1-Apr-2019 to 31-Mar-2020

Liabilities		Assets	
as at 31-Mar-2020		as at 31-Mar-2020	
Capital Account		Fixed Assets	8,54,45,624.03
Additional Share(Prop. Land Cost)	7,42,38,854.18	Land Purchase	8,50,83,858.89
Compulsory Share & Reserves	11,05,500.00	Office Furniture/fixtures	3,61,825.14
Loans (Liability)		Investments	25,00,287.00
Secured Loans	4,17,334.26	Fixed Deposit	24,95,287.00
Current Liabilities	3,93,60,780.21	J.S.C.B Share A/c	5,000.00
Duties & Taxes	88,037.13	Current Assets	2,83,91,920.42
Sundry Creditors	39,79,807.57	Closing Stock	
Common Services Fund	3,16,370.21	Sundry Debtors(Mem.Fund)	76,50,387.76
Progressive Const.& Dev.(Fund)	3,49,27,517.30	Cash-in-hand	78,819.76
Audit Fee Payable	50,000.00	Bank Accounts	2,02,04,597.90
Federation Levy Payable	4,728.00	Advance Income Tax	1,36,793.00
T.D.S Payable	(-)5,680.00	Default Contribution	2,28,702.00
Suspense A/c		TDS Receivables	92,620.00
Profit & Loss A/c	12,15,482.80		
Opening Balance	11,59,609.01		
Current Period	55,873.79		
Total	11,63,37,951.45	Total	11,63,37,951.45





CHAIRMAN
A.S.G.N.S.S. SMT. LTD.



CEO
A.S.G.N.S.S. SMT. LTD.


DIRECTOR
A.S.G.N.S.S. SMT. LTD.





वरीय अंकेक्षण पदाधिकारी
सहयोग

ANUPAM SAHAKARI GRH NIRMAN SWAWLAMBI S. SMT. LTD.
ALOK VIHAR, GHORABANDHA
JAMSHEDPUR


Profit & Loss A/c
1-Apr-2019 to 31-Mar-2020


Particulars	1-Apr-2019 to 31-Mar-2020	Particulars	1-Apr-2019 to 31-Mar-2020
Purchase Accounts		Direct Incomes	45,000.00
Gross Profit c/o	45,000.00	Booking Confirmation Money (Duplex)	25,000.00
	45,000.00	Booking Confirmation Money (Flat)	20,000.00
			45,000.00
Indirect Expenses	1,55,95,163.62	Gross Profit b/f	45,000.00
Maintenance Exp.	1,42,93,467.60	Indirect Incomes	1,56,06,037.41
Audit Expenses	5,180.00	Discount Received	1,700.44
Audit Fee	50,000.00	Interest on Fd	1,23,517.00
Bank Charges	4,448.50	MAINTENANCE FUND RECEIVED	1,45,69,134.00
Depreciation	39,936.00	Misc. Receipts	3,21,600.06
Federation Levy	4,728.00	ROUNDED OFF	2.91
FREIGHT	350.00	Transfer Fee	5,90,075.00
Intrest on Loan Against TDR	44,600.00		
Land Rent	1,683.00		
Misc. Expenses	2,15,650.00		
Office Expenses Accounting Charges	1,14,000.00		
Office Rent	24,000.00		
Printing & Stationary Exp Mo	55,403.00		
Professional Fees	37,700.00		
Repair & Renovation	36,155.44		
Salary & Wages	6,20,000.00		
Telephone Bill Expenses	23,787.00		
Transportation Charges	24,075.00		
Nett Profit	55,873.70		
Total	1,56,51,037.41	Total	1,56,51,037.41


CHAIRMAN
A.S.G.N.S.S. SMT. LTD


CEO
A.S.G.N.S.S. SMT. LTD


DIRECTOR
A.S.G.N.S.S. SMT. LTD.



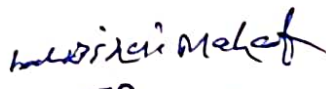

वरीय अंकेक्षण पदाधिकारी
सहयोग समितियों (जमशेदपुर

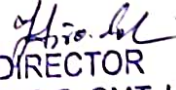
ANUPAM SAHAKARI GRIH NIRMAN SWAWLAMBI S. SMT. LTD.
ALOK VIHAR, GHORABANDHA
JAMSHEDPUR

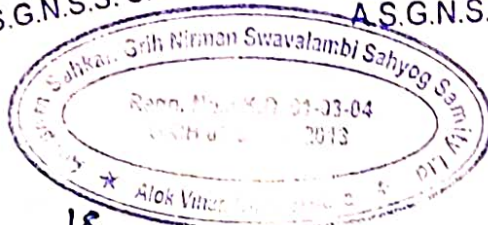
Receipts and Payments
1-Apr-2019 to 31-Mar-2020


Receipts		Payments	
1-Apr-2019 to 31-Mar-2020		1-Apr-2019 to 31-Mar-2020	
Opening Balance	2,65,14,150.68	Capital Account	1,500.00
Bank Accounts	2,63,93,579.92	Compulsory Share & Reserves	1,500.00
Cash-in-hand	1,20,570.76	Loans (Liability)	3,60,000.00
Capital Account	1,25,800.00	Secured Loans	3,60,000.00
Additional Share(Prop. Land Cost)	1,25,800.00	Current Liabilities	3,20,08,711.00
Current Liabilities	23,59,956.13	Audit Fee Payable	50,000.00
Duties & Taxes	13,52,155.80	Federation Levy Payable	5,793.00
Common Services Fund	6,85,777.54	T.D.S Payable	3,54,401.00
Progressive Const.& Dev.(Fund)	3,22,022.79	Duties & Taxes	11,95,326.00
Current Assets	2,11,61,577.55	Sundry Creditors	2,75,96,936.00
INCOME TAX REFUND	20,320.00	Common Services Fund	16,00,041.00
Sundry Debtors(Mem.Fund)	2,11,41,257.55	Progressive Const.& Dev.(Fund)	12,06,214.00
Indirect Incomes	1,55,45,717.87	Fixed Assets	10,12,326.20
MAINTENANCE FUND RECEIVED	1,46,18,034.00	Office Furniture/fixtures	4,797.00
Misc. Receipts	3,37,608.06	Land Purchase	10,07,529.20
ROUNDED OFF	0.81	Investments	7,00,000.00
Transfer Fee	5,90,075.00	Fixed Deposit	7,00,000.00
Indirect Expenses	69,124.96	Current Assets	1,27,838.00
Repair & Renovation	36,099.96	Advance Income Tax	79,293.00
Maintenance Exp.	33,025.00	TDS Receiabies	48,545.00
		Indirect Incomes	64,900.01
		MAINTENANCE FUND RECEIVED	48,900.00
		Misc. Receipts	16,000.00
		ROUNDED OFF	0.01
		Indirect Expenses	1,12,17,634.32
		Audit Expenses	5,180.00
		Bank Charges	4,286.32
		Land Rent	1,683.00
		Misc. Expenses	1,79,948.00
		Office Expenses Accounting Charges	1,14,000.00
		Office Rent	24,000.00
		Printing & Stationary Exp A/c	51,155.00
		Professional Fees	20,000.00
		Repair & Renovation	3,000.00
		Salary & Wages	6,20,000.00
		Telephone Bill Expenses	23,787.00
		Trasportation Charges	24,075.00
		Maintenance Exp.	1,01,46,520.00
		Closing Balance	2,02,83,417.66
		Bank Accounts	2,02,04,597.90
		Cash-in-hand	78,819.76
Total	6,57,76,327.19	Total	6,57,76,327.19


CHAIRMAN
A.S.G.N.S.S. SMT. LTD


CEO
A.S.G.N.S.S. SMT. LTD


DIRECTOR
A.S.G.N.S.S. SMT. LTD.




वरीय अंकेक्षण पदाधिकारी
सहयोग समितियों (जमशेदपुर