

**INDIAN INCOME TAX RETURN ACKNOWLEDGEMENT**

[Where the data of the Return of Income in Form ITR-1 (SAHAJ), ITR-2, ITR-3, ITR-4, ITR-5, ITR-6, ITR-7 filed and verified electronically]

Assessment Year  
**2019-20**


PERSONAL INFORMATION AND THE ACKNOWLEDGEMENT NUMBER	Name			PAN			
	SRIJAN HOME MAKERS PRIVATE LIMITED			AANCS8484L			
	Flat/Door/Block No	Name Of Premises/Building/Village			Form Number.		
	24 SUPER MARKET COMPLEX C						
	Road/Street/Post Office	Area/Locality			Status Pvt Company		
	WEST LAYOUT	SONARI					
	Town/City/District	State	Pin/ZipCode	Filed u/s			
	JAMSHEDPUR	JHARKHAND	831011	139(1)-On or before due date			
	Assessing Officer Details (Ward/Circle)		ITO WARD 1(4), JAMSHEDPUR				
	e-filing Acknowledgement Number		243763821311019				
COMPUTATION OF INCOME AND TAX THEREON	1	Gross total income			1	2021101	
	2	Total Deductions under Chapter-VI-A			2	0	
	3	Total Income			3	2021100	
	3a	Deemed Total Income under AMT/MAT			3a	2018716	
	3b	Current Year loss, if any			3b	0	
	4	Net tax payable			4	525491	
	5	Interest and Fee Payable			5	2500	
	6	Total tax, interest and Fee payable			6	527991	
	7	Taxes Paid	a	Advance Tax	7a	450000	
			b	TDS	7b	56000	
c			TCS	7c	0		
d			Self Assessment Tax	7d	21990		
e			Total Taxes Paid (7a+7b+7c +7d)	7e	527990		
8	Tax Payable (6-7e)			8	0		
9	Refund (7e-6)			9	0		
10	Exempt Income	Agriculture		10			
		Others					

Income Tax Return submitted electronically on 31-10-2019 18:35:50 from IP address 157.42.100.72 and verified byAMRIT MAHATO having PAN AGDPM3117B on 31-10-2019 18:35:50 from IP address157.42.100.72 using Digital Signature Certificate (DSC)DSC details: 2384579071255286273CN=SafeScrypt sub-CA for RCAI Class 2 2014,OU=Sub-CA,O=Sify Technologies Limited,C=IN**DO NOT SEND THIS ACKNOWLEDGEMENT TO CPC, BENGALURU**


**SRIJAN HOME MAKERS PRIVATE LIMITED**  
**BALANCE SHEET AS AT 31st MARCH, 2019**

PARTICULARS		Note No.	AS AT 31st MARCH, 2019	AS AT 31st MARCH, 2018
<b>A</b>	<b>EQUITY AND LIABILITIES</b>			
<b>1</b>	<b>Shareholders' funds</b>			
	(a) Share capital	1	2,00,000	2,00,000
	(b) Reserves and surplus	2	82,45,502	67,16,595
	(c) Money received against share wa	3		
			84,45,502	69,16,595
<b>2</b>	<b>Share application money pending allotment</b>			
<b>3</b>	<b>Non-current liabilities</b>			
	(a) Long-term borrowings	4	6,70,593	20,36,210
	(b) Deferred tax liabilities (net)	5	-	-
	(c) Other long-term liabilities	6	-	-
	(d) Long-term provisions	7	-	-
			6,70,593	20,36,210
<b>4</b>	<b>Current liabilities</b>			
	(a) Short-term borrowings	8	-	-
	(b) Trade payables	9	1843,60,907	1209,31,713
	(c) Other current liabilities	10	15,44,013	17,62,556
	(d) Short-term provisions	11	5,25,486	9,16,531
			1864,30,405	1236,10,800
	<b>TOTAL</b>		1955,46,499	1325,63,605

Srijan Home Makers Pvt. Ltd.

  
Director.

Srijan Home Makers Pvt. Ltd.

  
Director.

B ASSETS				
1	<b>Non-current assets</b>			
	(a) Fixed assets	12		
	(i) Tangible assets		31,73,080	28,34,784
	(ii) Intangible assets			
	(iii) Capital work-in-progress			
	(iv) Intangible assets under development			
	(v) Fixed assets held for sale		31,73,080	28,34,784
	(b) Non-current investments	13	-	-
	(c) Deferred tax assets (net)	14	2,01,749	2,01,129
	(d) Long-term loans and advances	15	-	-
	(e) Other non-current assets	16	-	-
			2,01,749	2,01,129
2	<b>Current assets</b>			
	(a) Current investments	17	2,59,725	2,59,725
	(b) Inventories	18	1209,16,991	719,82,324
	(c) Trade receivables	19	22,15,013	-
	(d) Cash and cash equivalents	20	7,09,376	1,98,654
	(e) Short-term loans and advances	21	676,20,566	555,83,590
	(f) Other current assets	22	4,50,000	15,03,399
			1921,71,670	1295,27,692
			1955,46,499	1225,68,105
	<b>TOTAL</b>			
	See accompanying notes forming part		-0	-0

The Notes referred to above form intergral part of Financial Statements

In terms of our report attached,  
For B.KHEMKA & ASSOCIATES  
Chartered Accountants  
CA. BINOD KHEMKA  
(Proprietor)  
Membership no. 079923



Place : JAMSHEDPUR  
Date :

For and on behalf of the Board of Director

Srijan Home Makers Pvt. Ltd.

Director.

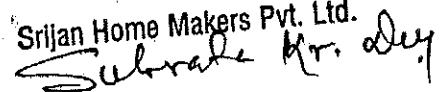
Srijan Home Makers Pvt. Ltd.

Director.

SRIJAN HOME MAKERS PRIVATE LIMITED			
NOTES ON FINANCIAL STATEMENTS FOR THE YEAR ENDED 31 MARCH, 2019			
NOTE No.	PARTICULARS	AS AT	AS AT
		31 MARCH 2019	31 MARCH 2018
1	<b>SHARE CAPITAL</b>		
	<b>Authorised Share Capital</b>		
	250,000 Equity Shares of ₹ 10 each	25,00,000	25,00,000
	<b>Issued, Subscribed and Paid up</b>		
	20,000 Equity Shares of ₹ 10 each	2,00,000	2,00,000
	Less: Calls in Arrears		
	<b>TOTAL</b>	<b>2,00,000</b>	<b>2,00,000</b>
	<b>(i) Reconciliation of the number of shares and amount outstanding at the beginning and at the end of the reporting period:</b>		
	<b>Equity shares</b>		
	Equity Shares at the beginning of the year	20,000	20,000
	Add : Fresh Issue of shares		
	Add : ESOP		
	Add : Bonus shares		
	Less: Buy back of shares		
	Equity shares at the end of the year	20,000	20,000
2	<b>RESERVES AND SURPLUS</b>		
	<b>(f) Surplus/(Deficit) in Statement of Profit &amp; Loss</b>		
	Opening Balance	67,16,595	49,57,069
	Add: profit/Loss during the year	14,93,850	24,68,019
	Add: Intt on IT	35,057	
	Less: Interim Dividend		
	Less: Transfer to Income Tax Adjusted		7,08,493
	Closing Balance	82,45,502	67,16,595
	<b>TOTAL</b>	<b>82,45,502</b>	<b>67,16,595</b>

Srijan Home Makers Pvt. Ltd.

  
Director.

Srijan Home Makers Pvt. Ltd.  


Director.

3	<b>MONEY RECEIVED AGAINST SHARE WARRANTS</b>		
	The Company does not have received money against Share Warrants		
4	<b>LONG TERM BORROWINGS</b>		
(I)	Term Loans		
(a)	From Banks		
	Secured	2,53,717	4,87,930
	Unsecured		
		<u>2,53,717</u>	<u>4,87,930</u>
(II)	Loans & Advances from Related Parties	4,16,876	15,48,280
	Secured		
	Unsecured		
		<u>4,16,876</u>	<u>15,48,280</u>
(III)	Others (Other than above)		
	Secured		
	Unsecured (vehicle loan)		
	<b>TOTAL</b>	<b>6,70,593</b>	<b>20,36,210</b>
9	<b>TRADE PAYABLES</b>		
(i)	Acceptance		
	Sundry creditors	722,76,504	181,14,079
	Advance from customers	314,24,000	349,09,674
	Advance for Vishwakarma Site	806,60,403	679,07,961
(II)	Other than Acceptance	18-19	17-18
		<u>1,843,60,907</u>	<u>1,209,31,714</u>
10	<b>OTHER CURRENT LIABILITIES</b>		
(I)	Statutor:		
	Tax Deducted Sources	9,57,230	1,32,600
		<u>9,57,230</u>	<u>1,32,600</u>
(II)	Others		
	Director's remuneration	5,84,078	15,69,120
	Clean Town	2,705	60,836
		<u>5,86,783</u>	<u>16,29,956</u>
		<u>15,74,013</u>	<u>17,62,556</u>
11	<b>SHORT TERM PROVISIONS</b>		
	Provision for IT	5,25,486	9,16,531
		<u>5,25,486</u>	<u>9,16,531</u>

Srijan Home Makers Pvt. Ltd.

*[Signature]*

Director.

Srijan Home Makers Pvt. Ltd.


*[Signature]* *[Signature]*

Director.

**SRIJAN HOME MAKERS PRIVATE LIMITED**  
**NOTES ON FINANCIAL STATEMENTS FOR THE YEAR ENDED 31st MARCH, 2019**

NOTE No.	PARTICULARS	AS AT 31st MARCH, 2019	AS AT 31st MARCH, 2018
12	<b>FIXED ASSETS</b> (AS PER ANNEXURE - A)	31,73,080	28,34,784
13	<b>NON CURRENT INVESTMENTS</b>		
14	Deferred Tax Assets	2,01,749	2,01,129
	Deferred Tax Liabilities		
	Net Deffered Tax	2,01,749	2,01,129
17	<b>CURRENT INVESTMENTS</b>		
(I)	<b>Trade Investments</b>		
	Unquoted		
	a Investments in Equity		
	b Investment in Preference		
	c Investments in Debentures/ Bonds		
	d Investment in Partnership Firm		
	e Investment in Others(gold)	2,59,725	2,59,725
		2,59,725	2,59,725
		2,59,725	2,59,725
18	<b>INVENTORIES</b>		
	Raw-Materials		
	Work-in-progress	1209,16,991	719,82,324
	Finished Goods		
		1209,16,991	719,82,324
19	<b>TRADE RECIVABLES</b>		
	(B) Others		
	Secured		-
	Unsecured	22,15,013	-
	Doubtfull		-
	Less:Provision for Doubtfull Debts		-
		22,15,013	-
	<b>TOTAL</b>	22,15,013	

Srijan Home Makers Pvt. Ltd.



Director.

Srijan Home Makers Pvt. Ltd.

*Subrata K. Nayak*  
Director.

20	<b>CASH AND CASH EQUIVALENTS</b>		
	Cash On Hand	4,15,970	8,519
	<u>Balance With Bank</u>		
	Bank of India	2,09,144	-
	Bank of Baroda	4,898	1,07,673
	Bank of India	79,365	82,463
		2,93,406	1,90,135
	<b>TOTAL</b>	<b>7,09,376</b>	<b>1,98,634</b>
21	<b>SHORT TERM LOANS &amp; ADVANCES</b>		
	<u>(a) Loans and advances to parties</u>		
	Secured, considered good		
	Unsecured, considered good	599,30,290	555,83,590
	Doubtful		
	Less: Provision for doubtful loans and advances		
		599,30,290	555,83,590
	<u>(e) Balances with government authorities</u>		
	Unsecured, considered good		
	(i) TDS credit receivable	56,000.00	
	(ii) GST credit receivable	76,34,276	
	(iii) Service Tax credit receivable		
		76,90,276	-
	<b>TOTAL</b>	<b>676,20,566</b>	<b>555,83,590</b>
22	<b>OTHER CURRENT ASSESTS</b>		
	A. Fixed Deposit	-	5,25,344
	B. Advance tax	4,50,000	-
	C. Duties & Taxes	-	978054.7
		4,50,000	13,03,399

Srijan Home Makers Pvt. Ltd.



Director.

Srijan Home Makers Pvt. Ltd.



Director.

**SRIJAN HOME MAKERS PRIVATE LIMITED**  
**STATEMENT OF PROFIT AND LOSS FOR THE YEAR ENDED 31st MARCH 2018**

PARTICULARS	NOTE NO.	AS AT	AS AT
		31st MARCH, 2018	31st MARCH, 2017
<b>REVENUE FROM OPERATIONS</b>			
REVENUE FROM OPERATIONS	23	150,00,000	49,50,000.00
OTHER INCOME	24	-	-
<b>I TOTAL REVENUE</b>		<b>150,00,000</b>	<b>49,50,000</b>
<b>EXPENSES:</b>			
COST OF MATERIAL CONSUMED	25	515,85,993	211,73,904
PURCHASE OF STOCK-IN-TRADE	26	-	-
CHANGES IN INVENTORIES OF FINISHED GOODS WORK-IN-PROGRESS AND STOCK-IN-TRADE	27	-489,34,667	-299,00,000
EMPLOYEE BENEFITS EXPENSES	28	15,00,000	16,22,526
FINANCE COSTS	29	52,702	72,596
DEPRECIATION AND AMORTIZATION EXPENSE	30	5,50,169	6,03,205
OTHER EXPENSES	31	82,27,087	80,06,622
<b>II TOTAL EXPENSES</b>		<b>129,81,284</b>	<b>15,78,853</b>
<b>III PROFIT BEFORE EXCEPTIONAL AND EXTRAORDINARY ITEMS AND TAX (I - II)</b>		<b>20,18,716</b>	<b>33,71,147</b>
<b>IV EXCEPTIONAL ITEMS</b>	32	-	-
<b>V PROFIT BEFORE EXTRAORDINARY ITEMS AND TAX ( III - IV )</b>		<b>20,18,716</b>	<b>33,71,147</b>
<b>VI PROFIT BEFORE TAX (V-VI)</b>	33	-	-
<b>VII TAX EXPENSE</b>			
CURRENT TAX		5,25,486	9,16,531
<b>VIII EARLIAR YEARS TAX</b>			
DEFERRED TAX		-620	-13,403
<b>X PROFIT (LOSS) FOR THE PERIOD FROM CONTINUING OPERATIONS (VI-VII-VIII-IX)</b>		<b>14,93,850</b>	<b>24,68,019</b>
<b>XI PROFIT (LOSS) FROM DISCONTINUING OPERATIONS</b>			
<b>XIII TAX EXPENSE OF DISCONTINUING OPERATIONS</b>			
<b>XIV PROFIT (LOSS) FROM DISCONTINUING OPERATIONS (AFTER TAX) (XI-XIII)</b>			
<b>XV PROFIT (LOSS) FOR THE PERIOD (X-XIV)</b>		<b>14,93,850</b>	<b>24,68,019</b>
<b>EARNING PER EQUITY SHARE</b>			
BASIC		74.69	123.40
DILUTED			

The Notes referred to above form intergral part of Financial Statements

In terms of our report attached,

For B.KHEMKA & ASSOCIATES  
Chartered Accountants

C.A. BINOD KHEMKA  
(Proprietor)  
Membership no. 079923



For and on behalf of the Board of Directors

Srijan Home Makers Pvt. Ltd.

*[Signature]*

Director.

Srijan Home Makers Pvt. Ltd.

*[Signature]*  
Director.

Place : JAMSHEDPUR

Date : 25-10-2018




SRIJAN HOME MAKERS PRIVATE LIMITED			
NOTES TO AND FORMING PART OF STATEMENT OF PROFIT AND LOSS FOR THE YEAR ENDED			
31st MARCH 2019			
NOTE NO.	PARTICULARS	AS AT 31st MARCH, 2019	AS AT 31st MARCH, 2018
23	<b>REVENUE FROM OPERATIONS</b>		
a	SALE OF PRODUCTS	150,00,000	49,50,000
b	SALE OF SERVICES	-	-
c	OTHER OPERATING REVENUES		
		150,00,000	49,50,000
d	LESS: EXCISE DUTY		
	NET REVENUE FROM OPERATIONS	150,00,000	49,50,000
24	<b>OTHER INCOME:</b>		
	INTEREST INCOME		
	DIVIDEND INCOME		
	NET GAIN/LOSS ON SALE OF INVESTMENT		
	OTHER NON - OPERATING INCOME		
	RENTAL INCOME FROM PROPERTIES		
	RENTAL INCOME FROM OPERATING LEASES		
	SHARE OF PROFIT FROM FIRM		
	LIABILITIES/PROVISION W/OFF		
	PRIOR PERIOD INCOME (NET)		
	MISCELLANEOUS INCOME (Rental income)		
	OTHERS		
25	<b>COST OF MATERIALS CONSUMED:</b>		
	PURCHASES	515,85,993	211,73,904
	ADD: OPENING BALANCE OF STOCK	-	-
	LESS: CLOSING BALANCE OF STOCK		
	CONSUMPTION OF MATERIALS	515,85,993	211,73,904
26	<b>PURCHASES OF TRADED GOODS/STOCK IN TRADE</b>		
	<b>TOTAL PURCHASES</b>	515,85,993	211,73,904
27	<b>CHANGES IN INVENTORIES</b>		
	<b>FINISHED GOODS</b>		
	AT THE BEGINNING OF THE ACCOUNTING PERIOD		
	AT THE END OF THE ACCOUNTING PERIOD		
	<b>WORK-IN-PROGRESS</b>		
	AT THE BEGINNING OF THE ACCOUNTING PERIOD	719,82,324	420,82,324
	AT THE END OF THE ACCOUNTING PERIOD	1209,16,991	719,82,324
		(489,34,667)	(299,00,000)
	<b>STOCK-IN-TRADE</b>		
	AT THE BEGINNING OF THE ACCOUNTING PERIOD	-	-
	AT THE END OF THE ACCOUNTING PERIOD	-	-
	<b>GRAND TOTAL</b>	(489,34,667)	(299,00,000)
28	<b>EMPLOYEE BENEFITS EXPENSE</b>		
	<b>SALARY AND WAGES</b>		
	WAGES	-	-
	OFFICE STAFF SALARY	-	1,22,526
	MARKETING STAFF SALARY & INCENTIVES	15,00,000	15,00,000
	DIRECTOR'S REMUNERATIONS	15,00,000	16,22,526
		15,00,000	16,22,526

Srijan Home Makers Pvt. Ltd.



Director.

Srijan Home Makers Pvt. Ltd.

  
Director.

29	<b>FINANCIAL COSTS:</b>		
a	<u>INTEREST EXPENSE</u>		
	<u>BANK CHARGES &amp; COMMISSION</u>		
	INTEREST TO BANK	-	-
	INTEREST TO PARTIES/DISTRIBUTORS(NET)	-	-
	INTEREST TO DEPOSITORS	-	-
	INTEREST TO BANK ON VEHICLE LOAN	36,050	66,108
	INTEREST ON IT	-	-
		36,050	66,108
b	<u>OTHER BORROWING COSTS</u>		
	BANK CHARGES	16,652	6,488
		16,652	6,488
c	<u>APPLICABLE NET GAIN/LOSS ON FOREIGN CURRENCY TRANSACTIONS AND TRANSLATIONS</u>		
		-	-
		-	-
30	<u>DEPRECIATION AND AMORTIZATION EXPENSE:</u>		
	DEPRECIATION	5,50,169	6,03,205
	PRELIMINARY & PRE-OPERATIVE EXP. WRITTEN OFF	-	-
		5,50,169	6,03,205
31	<u>OTHER EXPENSES:</u>		
A	<u>MANUFACTURING EXPENSE:</u>		
	<u>CONSUMPTION OF STORES AND SPARE PARTS</u>		
	OPENING STOCK	-	-
	ADD: PURCHASES	-	-
	TOTAL	-	-
	LESS: CLOSING STOCK	-	-
	LABOUR PAYMENT	-	72,65,810
	SUB CONTRACT WORK	35,38,393	-
	FEES TO DEVELOPMENT AUTHORITY	-	-
	STEEL FABRICATION	-	-
	LAND DEVELOPMENT EXPENSES	-	-
	CARRIAGE OUTWARD	-	-
	LABOUR CHARGES	-	-
	LAND COST	-	-
	MISC. SITE EXPENSES	26,11,600	89,221
	SITE EXPENSES	61,49,993	73,55,031

Srijan Home Makers Pvt. Ltd.



Director.

Srijan Home Makers Pvt. Ltd.



Director.

**B | ADMINISTRATIVE EXPENSE**

AUDIT FEES	-	-
OFFICE RENT	-	1,030
OFFICE MAKING	-	25,000
DONATION	21,000	-
RENT & MAINTENANCE	-	-
REPAIR & MAINTENANCE (BUILDING)	-	-
AUDIT FEES	25,000	-
ELECTRICITY	-	-
REPAIR & MAINTENANCE (VEHICLE)	1,172	14,400
ENVIRONMENT CLEARANCE EXPENSES	-	1,00,573
ROUND OFF	2	-
CAR INSURANCE	26,113	-
GST CHARGES	2,650	-
TELEPHONE EXP.	-	600
INTT ON INCOME TAX	35,057	-
WRITTEN OFF ACCOUNT	3,45,970	2,78,333
STAFF WELFARE	-	3,250
MISC. EXP	-	13,350
NEWSPAPER BILL	-	440
OFFICE EXP	7,014	-
PROPERTY VALUATION REPORT CHARGES	21,801	-
PRINTING & STATIONERY	-	1,497
INTEREST ON TDS	2,341	875
CONSULTANCY FEES	10,991	16,331
REGISTRY CHARGES	6,61,845	-
ARCHITECT & CONSULTANT	-	60,000
ROC CHARGES	13,600	-
STAMP DUTY CHARGES	8,80,000	-
LEGAL EXPENSES	-	1,900
	<b>20,54,557</b>	<b>5,17,579</b>

**C | SELLING & DISTRIBUTION EXPENSE**

ADVERTISEMENT EXPS.	-	-
ADVERTISEMENT (MEDIA)	-	-
PROMOTIONAL EXPENSES	-	-
CONFERENCE EXPENSES	-	-
FREIGHT & CARTAGE (OUTWARD)	22,536	30,202
DR./CR. W/O	-	-
SALE COMMISSION & INCENTIVES	-	-
PENALTIES	-	-
CONVENYANCE EXPENSES	-	-
TRAVELLING EXPENSES	-	1,03,810
MARKETING STAFF TOUR EXPENSES	-	-
	<b>22,536</b>	<b>1,34,012</b>

**GRAND TOTAL**      **82,27,087**      **80,05,622**

**ADDITIONAL INFORMATIONS TO AND FORMING PART OF STATEMENT OF PROFIT AND LOSS FOR THE YEAR ENDED 31st MARCH 2019**


REF. NO.	PARTICULARS	31st MARCH 2019	31st MARCH 2018
»	<b>PAYMENT TO THE AUDITORS AS</b>		
	AUDIT FEES	25,000	-
	FOR TAXATION MATTERS	-	-
	FOR COMPANY LAW MATTERS	-	-
	FOR MANAGEMENT SERVICES	-	-
	FOR OTHER SERVICES	-	-
	FOR REIMBURSEMENT OF EXPENSES	-	-
	<b>TOTAL</b>	<b>25,000</b>	

Srijan Home Makers Pvt. Ltd.




Director,

Srijan Home Makers Pvt. Ltd.



DESCRIPTION	GROSS BOOK VALUE		DEPRECIATION	NET BOOK VALUE	AGE	CLASSIFICATION	REMARKS	DATE ACQUIRED	COST	ACCUMULATED DEPRECIATION	NET VALUE	CUMULATIVE NET VALUE	CUMULATIVE DEPRECIATION	CUMULATIVE NET VALUE
	Original Cost	Accumulated Depreciation												
Furniture	2,776	18,347	1,085	3,354	2	10			21,700		18,347	2,776	19,481	3,354
Furniture	30,000	23,438	1,500	6,562	3	10			30,000		23,438	3,062	25,175	4,875
Furniture	47,500	23,288	2,275	24,212	6	10			47,500		23,288	24,212	25,175	24,212
Machinery	40,000	24,289	2,000	15,711	7	15			40,000		24,289	13,721	26,248	15,711
Motor Pump	11,094	6,819	4,275	555	7	15			11,094		6,819	7,350	7,350	4,275
Motor Pump	23,017	10,324	1,151	12,663	10	15			23,017		10,324	11,847	11,847	12,663
Motor Pump	23,017	8,668	1,434	14,349	10	15			23,017		8,668	9,986	9,986	11,847
Motor Pump	15,500	5,369	775	10,121	11	15			15,500		5,369	6,220	6,220	8,400
Motor Pump	4,500	1,559	2,541	1,959	11	15			4,500		1,559	1,806	1,806	2,541
Motor Pump	75,000	11,172	63,828	3,700	12	15			75,000		11,172	16,179	16,179	59,828
Aqua Guard	9,300	8,835	465	465	5	5			9,300		8,835	8,835	8,835	465
Aqua Guard	14,000	13,885	115	700	5	5			14,000		13,885	13,885	13,885	115
Mobile	5,000	2,765	2,235	250	5	5			5,000		2,765	2,765	2,765	2,235
Printer	6,900	5,707	1,193	345	5	5			6,900		5,707	5,707	5,707	345
Printer	6,450	5,367	283	283	5	5			6,450		5,367	5,367	5,367	283
Computer	57,000	64,150	1,116	2,850	1	5			57,000		64,150	64,150	64,150	2,850
Computer	47,640	26,902	288	288	3	3			47,640		26,902	26,902	26,902	288
Computer	38,490	39,085	1,057	1,057	3	3			38,490		39,085	39,085	39,085	1,057
Generator	750,000	-	37,500	1,844	3	15			750,000		37,500	749,500	6,650	749,500
Generator	16,964	-	848	633	15	15			16,964		848	16,116	16,116	16,116
Fridge Equip	22,386	-	1,119	2,032	15	15			22,386		1,119	21,267	21,267	2,032
Television	40,625	-	2,031	2,031	15	15			40,625		2,031	38,594	38,594	2,031
Machinery	19,600	-	880	1,960	15	15			19,600		880	18,720	18,720	1,960
Generator	17,183	10,288	6,895	6,895	16	16			17,183		10,288	6,895	6,895	6,895
Air conditioner	70,000	66,500	3,500	3,500	5	5			70,000		66,500	66,500	66,500	3,500
Air conditioner	1,82,300	1,29,258	52,042	30,341	2	5			1,82,300		1,29,258	1,56,372	25,929	42,742
Air conditioner	28,000	11,159	10,941	1,218	3	5			28,000		11,159	16,306	16,306	16,306
Air conditioner	91,694	36,400	4,585	4,585	3	5			91,694		36,400	53,993	53,993	55,294
Air conditioner	85,276	33,709	4,270	4,270	3	5			85,276		33,709	49,572	49,572	51,867
Air conditioner	28,000	10,629	1,460	1,460	3	5			28,000		10,629	16,086	16,086	17,171
Air conditioner	66,975	20,000	46,975	3,549	3	5			66,975		20,000	34,542	34,542	46,575
Air conditioner	23,275	6,883	1,186	1,186	3	5			23,275		6,883	11,968	11,968	17,042
Air conditioner	59,000	10,242	42,778	2,831	4	5			59,000		10,242	20,746	20,746	42,778
Air conditioner	39,000	12,539	26,650	1,580	5	5			39,000		12,539	18,526	18,526	26,650
Air conditioner	45,600	8,869	36,731	2,248	5	5			45,600		8,869	17,437	17,437	36,791
Battery	25,662	6,243	18,719	1,253	4	5			25,662		6,243	10,709	10,709	18,719
Pump	11,000	3,284	7,716	500	4	5			11,000		3,284	5,673	5,673	7,716
Aqua Guard	54,699	12,934	2,738	2,738	5	5			54,699		12,934	20,740	20,740	33,959
Bike	10,000	4,025	5,974	900	5	5			10,000		4,025	7,806	7,806	41,765
CCTV CAMERA	15,000	5,886	9,114	30,394	3	5			15,000		5,886	30,584	30,584	5,974
CCTV CAMERA	14,000	4,375	9,625	700	3	5			14,000		4,375	6,650	6,650	9,114
CCTV CAMERA	15,000	4,590	10,410	700	3	5			15,000		4,590	7,803	7,803	9,625
CCTV CAMERA	10,800	3,247	7,553	940	3	5			10,800		3,247	3,223	3,223	10,426
CCTV CAMERA	16,500	6,601	9,899	825	3	5			16,500		6,601	5,585	5,585	7,553
FAN	2,700	843	1,857	135	3	5			2,700		843	3,023	3,023	3,889
FURNITURE	56,345	8,339	48,006	2,817	8	10			56,345		8,339	11,417	11,417	18,57
FURNITURE	13,167	1,894	688	688	8	10			13,167		1,894	13,588	13,588	48,006
MOBILE	10,500	3,964	6,537	525	3	5			10,500		3,964	3,663	3,663	4,537
Car	3,99,490	5,69,650	29,975	29,975	8	8			3,99,490		5,69,650	5,69,650	5,69,650	29,975
Innova Car	14,63,900	8,59,437	73,195	73,195	4	8			14,63,900		8,59,437	9,22,254	9,22,254	47,146
Volvo Conifer	4,63,400	1,61,939	23,170	23,170	8	8			4,63,400		1,61,939	2,18,779	2,18,779	3,02,002
Nissan Terrano	11,73,500	4,10,944	58,675	58,675	5	5			11,73,500		4,10,944	5,55,859	5,55,859	7,62,356
Fan	1,200	1,241	60	60	5	5			1,200		1,241	1,140	1,140	60
Fan	1,500	1,241	259	75	1	5			1,500		1,241	184	184	259
CCTV Camera	18,600	15,385	3,217	990	1	5			18,600		15,385	1,625	1,625	3,217
Denonition Equipment	35,000	16,527	18,675	1,750	9	15			35,000		16,527	18,675	18,675	16,675
Cold Jewellery	3,33,500	2,39,009	16,675	16,675	1	5			3,33,500		2,39,009	35,540	35,540	3,33,500
Office Equipments	2,88,998	5,006	49,990	4,293	1	5			2,88,998		5,006	4,293	4,293	4,990
Center & Driller Mach	8,500	8,500	447	447	9	15			8,500		8,500	8,500	8,500	4,253
Red Cutting Machine	8,500	5,064	3,436	447	9	15			8,500		5,064	4,444	4,444	3,466
LCD TV	50,300	49,830	470	2,515	-	5			50,300		49,830	49,830	49,830	470
(A)	58,97,932	8,89,165	25,34,784	3,99,530	-	-			58,97,932		8,89,165	58,13,317	58,13,317	28,34,784
Non-Tangible Assets	-	-	-	-	-	-			-		-	-	-	-
(B)	-	-	-	-	-	-			-		-	-	-	-
TOTAL	58,97,932	8,89,165	25,34,784	3,99,530	-	-			58,97,932		8,89,165	58,13,317	58,13,317	28,34,784
Previous Year	58,97,932	8,89,165	25,34,784	3,99,530	-	-			58,97,932		8,89,165	58,13,317	58,13,317	28,34,784

  
 Director.

Srihan Home Waters Pvt Ltd.

**SRIJAN HOME MAKERS PRIVATE LIMITED**

Plot No. 2, G. S. Road, Market, Cuttack.  
SRIJAN HOME MAKERS PVT. LTD.

**DEPRECIATION ON FIXED ASSETS AS PER INCOME TAX ACT**

NAME OF ASSETS	W.D.V. AS ON 01.04.2018	AMORTIZATION	DEPRECIATION	W.D.V. AS ON 01.04.2019	TOTAL	% OF DEPRECIATION	W.D.V. AS ON 01.04.2019
Furniture	1,14,288			1,14,288	11,429	10%	1,02,859
Computer	3,636	38,890		42,526	17,010	40%	25,515
Machinery	11,861	22,386		34,247	3,458	15%	30,789
Motor Pump	1,05,760	-		1,05,760	15,864	15%	89,896
Aqua guard	15,671	16,964		32,635	2,351	15%	30,284
Mobile	12,868			12,868	3,203	15%	9,665
Air conditioner	4,47,547	-		4,47,547	67,132	15%	3,80,415
Battery	38,760			38,760	5,814	15%	32,946
Nissan Terrano	7,20,676			7,20,676	1,08,101	15%	6,12,575
Printer	5,205			5,205	781	15%	4,424
Generator	5,509	7,50,000		7,55,509	57,076	15%	6,98,433
Car	10,48,034			10,48,034	1,57,205	15%	8,90,829
Machinery	-	19,600		19,600	1,470	15%	18,130
Fan	15,280			15,280	2,292	15%	12,988
Demolition Hammer	15,632			15,632	2,345	15%	13,287
Cutter & Driller Machine	3,697			3,697	554	15%	3,142
Rod Cutting Machine	3,369			3,369	505	15%	2,863
Office Appliances	1,79,077			1,79,077	26,862	15%	1,52,216
Bolero Camfer	2,84,586			2,84,586	42,688	15%	2,41,898
CCTV Camera	63,430			63,430	9,514	15%	53,915
LCD TV	17,548	40,625		58,173	5,679	15%	52,494
Gold Jewellery	3,33,500			3,33,500	-	0%	3,33,500
Bike	43,007			43,007	6,451	15%	36,556

TOTAL 34,88,025 5,78,465

Prepared by: Srijan Home Makers Pvt. Ltd.

*[Signature]*

Director.

*[Signature]*

Director.

SRIJAN HOME MAKERS PVT. LTD.  
FLAT NO.-24, SUPER MARKET COMPLEX  
SONARI, Jamshedpur

Assessment Year:2019-2020  
Financial Year :2018-2019  
PAN No. :AANCS8484L

COMPUTATION OF INCOME

	<u>Rs.</u>		
<u>Income from Profession/Business</u>			
Profit from the business ( As Per Profit & Loss Account)	<u>20,18,716</u>		
Add:Depreciation as per Companies Act,1956	5,50,169		
Less:Depreciation as per Income Tax Act,1961	<u>5,47,785</u>	(2,384)	-619.90
Taxable Income	20,21,100		
Total Income rounded of to	20,21,100		
Tax on above	5,05,275		
Surcharge @10%	<u>-</u>		
Tax inclusive of surcharge	5,05,275		
Education Cess @ 4%	20,211		
Add: Interest	<u>2,500</u>		
	5,27,986		
Less: Advance Tax	4,50,000		
Less: TDS	56,000		
Total Tax Payable	21,986		
Less: Tax Paid	<u>-</u>		
	21,986		

MAT CALCULATION UNDER COMPANIES ACT

Book Profit	20,18,716		
Minimum alternate tax	3,73,462		
Add:Education cess	11,204		
	<u>3,84,666</u>		

**SRIJAN HOME MAKERS PRIVATE LIMITED**

**CASH FLOW STATEMENT FOR THE YEAR ENDED 31ST MARCH 2019**

**OPERATING YEAR 2018-19**

**CASH FLOW SUMMARY**

Cash and cash equivalent at beg. of year	1,98,654
Net Cash from Operating activities	28,00,854
Cash flow from investing activities	(8,88,465)
Cash flow from financing activities	(14,01,667)

Cash and cash equivalent at the end of year	<b>7,09,376</b>
---	-----------------

Cash flow from operating activities

PBI&T	20,89,823
Depreciation	5,50,169
Deemed income from sale of Fixed assets	-
Preliminary Exp. W/off	-

Operating profit before working capital change	<b>26,39,992</b>
--	------------------

Trade & Other receivables	(22,15,013)
Short Term Loan & Advances	(120,36,976)
Other Current Assets	10,53,399
Change in inventories	(489,34,667)
Trade & other payables	632,10,650
IT trf. To reserve account	-

Cash generated from operation	37,17,385
Direct taxes paid	(9,16,531)
Net cash from operating activities	<b>28,00,854</b>

Cash flow from investing activities

Sale of Fixed Assets	-
Purchase of fixed assets	(8,88,465)

Cash flow from financing activities


Promoter's Contribution	-
Drawings	-
Cash Credit	-
Int. on cash credit	-
Term loan	-
Repayment of term loan	(13,65,617)
Interest paid on term loan	(36,050)
Preliminary expenses	-
Net cash used in financing activities	<b>(14,01,667)</b>

Srijan Home Makers Pvt. Ltd.



Director.

Srijan Home Makers Pvt. Ltd.



Srijan Home Makers Pvt. Ltd.