

INDIAN INCOME TAX RETURN ACKNOWLEDGEMENT

[Where the data of the Return of Income in Form ITR-1 (SAHAJ), ITR-2, ITR-3, ITR-4, ITR-5, ITR-6, ITR-7 transmitted electronically with digital signature]

Assessment Year
2018-19

PERSONAL INFORMATION AND THE DATE OF ELECTRONIC TRANSMISSION	Name SRIJAN HOME MAKERS PRIVATE LIMITED		PAN AANCS8484L		
	Flat/Door/Block No 24	Name Of Premises/Building/Village SUPER MARKET COMPLEX		Form No. which has been electronically transmitted ITR-6	
	Road/Street/Post Office C-ROAD	Area/Locality SONARI		Status Pvt Company.	
	Town/City/District JAMSHIEDPUR	State JHARKHAND	Pin/Zip Code 831011	Aadhaar Number/Enrollment ID	
	Designation of AO(Ward/Circle) WARD1(4),JSR		Original or Revised ORIGINAL		
	E-filing Acknowledgement Number 354378271291018		Date(DD/MM/YYYY) 29-10-2018		
	1	Gross total income	1	3423197	
	2	Deductions under Chapter-VI-A	2	0	
	3	Total Income	3	3423200	
	3a	Current Year loss, if any	3a	0	
4	Net tax payable	4	881474		
5	Interest and Fee Payable	5	35057		
6	Total tax, interest and Fee payable	6	916531		
7	Taxes Paid	a	Advance Tax	7a	650000
		b	TDS	7b	0
		c	TCS	7c	0
		d	Self Assessment Tax	7d	266530
		e	Total Taxes Paid (7a+7b+7c+7d)	7e	916530
8	Tax Payable (6-7e)	8	0		
9	Refund (7e-6)	9	0		
10	Exempt Income	Agriculture			10
		Others			

This return has been digitally signed by AMRIT MAHATO

in the capacity of DIRECTOR

having PAN AGDPM3117B from IP Address 117.223.212.210 on 29-10-2018 at JAMSHIEDPUR

Use SI No & issuer. 2384579071255286273CN=SafeScrip sub-CA for RCAT Class 2 2014,OU=Sub-CA,O=Sify Technologies Limited,C=IN

DO NOT SEND THIS ACKNOWLEDGEMENT TO CPC, BENGALURU

Srijan Home Makers Pvt. Ltd.


Director.

SRIJAN HOME MAKERS PRIVATE LIMITED

Plot No. 24, Sreej Market Complex

Bhubaneswar, Odisha

DEPRECIATION ON FIXED ASSETS AS PER PROVISIONAL TAX ACT

NAME OF ASSETS	W.D.V. AS ON 01.01.2017	ADDITION	DELETION	DATE OF ACQUISITION	TOTAL	% ON DEPRECIATION	W.D.V. AS ON 31.03.2018
Furniture	1,26,986				1,26,986	10%	1,14,288
Computer	6,060				6,060	40%	3,636
Machinery	13,954				13,954	15%	11,861
Motor Pump	99,362	25,062			1,24,424	15%	1,05,760
Aqua guard	18,436				18,436	15%	15,671
Mobile	15,139				15,139	15%	12,868
Air conditioner	4,34,506	92,020			5,26,526	15%	4,47,547
Battery		45,500			45,500	10%	38,760
Nissan Terrano	8,47,854				8,47,854	15%	7,20,676
Printer	6,123				6,123	15%	5,205
Generator	6,481				6,481	15%	5,509
Car	12,32,981				12,32,981	15%	10,46,034
Fan	17,976				17,976	15%	15,280
Demolition Hammer	18,391				18,391	15%	15,632
Cutter & Driller Machine	4,349				4,349	15%	3,697
Rod Cutting Machine	3,963				3,963	15%	3,369
Office Appliances	2,10,679				2,10,679	15%	1,79,077
Bolero Camfer	3,34,807				3,34,807	15%	2,84,586
CCTV Camera	74,623				74,623	15%	63,430
LCD TV	20,645				20,645	15%	17,548
Gold Jewellery	3,33,500				3,33,500	0%	3,33,500
Bike	56,587				56,587	15%	42,007
TOTAL	27,17,416	3,22,602			30,39,018		27,88,746

Srijan Home Makers Pvt. Ltd.


Director.

SRIJAN HOME MAKERS PRIVATE LIMITED
STATEMENT OF PROFIT AND LOSS FOR THE YEAR ENDED 31 MARCH 2018

PARTICULARS	NOTE NO.	2018	2017
		31 MARCH 2018	31 MARCH 2017
REVENUE FROM OPERATIONS			
REVENUE FROM OPERATIONS	23	49,50,000	-
OTHER INCOME	24	-	-
I TOTAL REVENUE		49,50,000	
EXPENSES:			
COST OF MATERIAL CONSUMED	25	2,11,73,904	42,84,683
PURCHASE OF STOCK-IN-TRADE	26	-	-
CHANGES IN INVENTORIES OF FINISHED GOODS	27	-2,99,00,000	-3,42,82,324
WORK-IN-PROGRESS AND STOCK -IN-TRADE			
EMPLOYEE BENEFITS EXPENSES	28	16,22,526	22,02,301
FINANCE COSTS	29	72,596	2,15,420
DEPRECIATION AND AMORTIZATION EXPENSE	30	6,03,205	5,14,298
OTHER EXPENSES	31	80,06,622	2,45,38,511
II TOTAL EXPENSES		15,78,853	(25,27,111)
III PROFIT BEFORE EXCEPTIONAL AND EXTRAORDINARY ITEMS AND TAX (I - II)		33,71,147	25,27,111
IV EXCEPTIONAL ITEMS	32	-	-
V PROFIT BEFORE EXTRAORDINARY ITEMS AND TAX (III - IV)		33,71,147	25,27,111
VI PROFIT BEFORE TAX (V-VI)	33	-	-7.37
VII CURRENT TAX		9,16,531	7,63,014
VIII EARLIER YEARS TAX			
IX DEFERRED TAX		-13,403	22,267
X PROFIT (LOSS) FOR THE PERIOD FROM CONTINUING OPERATIONS (VI-VII-VIII-IX)		24,68,019	17,41,830
XI PROFIT (LOSS) FROM DISCONTINUING OPERATIONS			
XIII TAX EXPENSE OF DISCONTINUING OPERATIONS			
XIV PROFIT (LOSS) FROM DISCONTINUING OPERATIONS (AFTER TAX) (XI-XIII)			
XV PROFIT (LOSS) FOR THE PERIOD (X-XIV)			
EARNING PER EQUITY SHARE			
BASIC		-8.25	-5.08
DILUTED			

The Notes referred to above form integral part of Financial Statements

In terms of our report attached.
 For B.KHEMKA & ASSOCIATES
 Chartered Accountants

CA.BINOD KHEMKA
 (Proprietor)
 Membership no. 079923



For and on behalf of the Board of Directors

Srijan Home Makers Pvt. Ltd.


[Signature]
 Director.

Place : JAMSHEDPUR
 Date : 25-10-2018

ADDITIONAL INFORMATION TO AND FORMING PART OF STATEMENT OF PROFIT AND LOSS FOR THE YEAR ENDED 31ST MARCH 2017

REF. NO.	PARTICULARS	31 ST MARCH 2018	31 ST MARCH 2017
»	PAYMENT TO THE AUDITORS AS AUDIT FEES FOR TAXATION MATTERS FOR COMPANY LAW MATTERS FOR MANAGEMENT SERVICES FOR OTHER SERVICES FOR REIMBURSEMENT OF EXPENSES	TOTAL	
»	VALUE OF IMPORTS CALCULATED ON C.I.F BASIS BY THE COMPANY DURING THE FINANCIAL YEAR IN RESPECT OF RAW MATERIALS COMPONENTS AND SPARE PARTS CAPITAL GOODS TOTAL		
»	EXPENDITURE IN FOREIGN CURRENCY DURING THE FINANCIAL YEAR ON ACCOUNT OF ROYALTY KNOWHOW PROFESSIONAL AND CONSULTATION FEES INTEREST FOREIGN TRAVELLING FEES AND TAXES TOTAL		
»	EARNING IN FOREIGN EXCHANGE EXPORT OF GOODS ON FOB BASIS; ROYALTY, KNOWHOW, PROFESSIONAL AND CONSULTANCY FEES; INTEREST AND DIVIDENDS; OTHER INCOME; TOTAL		
»	OTHER GROUPINGS TO NOTES		

Srijan Home Makers Pvt. Ltd.


 Director.

B) ADMINISTRATIVE EXPENSE

AUDIT FEES	-	-
OFFICE RENT	-	1,50,000
OFFICE MAKING	1,030	-
DONATION	25,000	-
RENT & MAINTENANCE	-	-
REPAIR & MAINTENANCE (BUILDING)	-	3,97,270
GIFT	-	-
ELECTRICITY	-	4,55,094
REPAIR & MAINTENANCE (VEHICLE)	14,400	1,58,121
ENVIROMENT CLEARANCE EXPENSES	1,00,573	-
VEHICLE INSURANCE	-	-
FESTIVAL CELEBRATION EXP.	-	-
BACHK SIDE ROAD	-	1,88,000
KURMI VIKASH SAMITY	-	15,000
TELEPHONE EXP.	600	26,285
SECURITY GUARD CHARGES	-	-
WRITTEN OFF ACCOUNT	2,78,333	-
STAFF WELFARE	3,250	43,875
MISC. EXP	13,350	5,29,858
NEWSPAPER BILL	440	2,035
POSTAL & STAMP	-	1,510
STAFF MEDICINE EXP.	-	8,000
PRINTING & STATIONERY	1,497	20,157
PENALTY ON TDS	875	-
CONSULTANCY FEES	16,331	69,610
GOVT. FEES	-	-
CHHAYA ARCHITECH & CONSULTANT	60,000	1,86,000
BAD DEBT	-	-
Fees to notified area	-	-
LEGAL EXPENSES	1,900	26,910
	5,17,579	22,77,725

C) SELLING & DISTRIBUTION EXPENSE

ADVERTISEMENT EXPS.	-	4,500
ADVERTISEMENT (MEDIA)	-	-
PROMOTIONAL EXPENSES	-	-
CONFERENCE EXPENSES	-	-
FREIGHT & CARTAGE(OUTWARD)	30,202	-
DR./CR. W/O	-	-
SALE COMMISSION & INCENTIVES	-	-
PENALTIES	-	-
CONVENYANCE EXPENSES	-	-
TRAVELLING EXPENSES	1,03,810	26,330
MARKETING STAFF TOUR EXPENSES	-	-
	1,34,012	30,830

GRAND TOTAL

32 **EXCEPTIONAL ITEMS**

A
B

33 **EXTRAORDINARY ITEMS**


A
B

Srijan Home Makers Pvt. Ltd.

[Signature]
Director

	<u>CONTRIBUTION TO PROVIDENT AND OTHER FUNDS</u>		
	CONTRIBUTION TO PROVIDENT FUND	-	-
	CONTRIBUTION TO EMPLOYES STATE INS.FUND	-	-
	CONTRIBUTION TO OTHER FUNDS	-	-
	ESI ARREAR	-	-
	EPF ARREAR	-	-
	<u>OTHER EXPENSES</u>		
	WORKERS AND STAFF WELFARE	-	-
	BONUS	-	-
	LEAVE WITH WAGES	-	-
	STAFF FOODING EXP.	-	-
29	<u>FINANCIAL COSTS:</u>		
a	<u>INTEREST EXPENSE</u>		
	<u>BANK CHARGES & COMMISSION</u>		
	INTEREST TO BANK	-	-
	INTEREST TO PARTIES/DISTRIBUTORS(NET)	-	-
	INTEREST TO DEPOSITORS	-	-
	INTEREST TO BANK ON VEHICLE LOAN	66,108	2,12,560
	INTERST ON IT	-	-
		<u>66,108</u>	<u>2,12,560</u>
b	<u>OTHER BORROWING COSTS</u>		
	BANK CHARGES	6,488	2,860
		<u>6,488</u>	<u>2,860</u>
c	<u>APPLICABLE NET GAIN/LOSS ON FOREIGN CURRENCY TRANSACTIONS AND TRANSLATIONS</u>		
30	<u>DEPRECIATION AND AMORTZATION EXPNSE:</u>		
	DEPRECIATION	6,03,205	5,14,298
	PRELIMINARY & PRE-OPERATIVE EXP.WRITTEN OFF	-	-
31	<u>OTHER EXPENSES:</u>		
A	<u>MANUFACTURING EXPENSE:</u>		
	<u>CONSUMPTION OF STORES AND SPARE PARTS</u>		
	OPENING STOCK	-	-
	ADD: PURCHASES	-	-
	TOTAL		
	LESS: CLOSING STOCK		
	LABOUR PAYMENT	72,65,810	-
	ARCHITECTUAL EXP	-	-
	FEES TO DEVELOPMENT AUTHORITY	-	-
	STEEL FABRICATION	-	-
	LAND DEVELOPMENT EXPENSES	-	-
	CARRAIGE OUTWARD	-	-
	LABOUR CHARGES	-	2,21,16,492
	LAND COST	-	-
	MISC. SITE EXPENSES	-	1,375
	SITE EXPENSES	89,221	1,12,089
		<u>73,55,031</u>	<u>2,22,29,956</u>

Srijan Home Makers Pvt. Ltd.


Director.

SRIJAN HOME MAKERS PRIVATE LIMITED
NOTES TO AND FORMING PART OF THE STATEMENT OF PROFIT AND LOSS FOR THE YEAR ENDED
31 MARCH 2018

NOTE NO	PARTICULARS	AS AT 31 MARCH 2018	31 MARCH 2017
23	REVENUE FROM OPERATIONS		
a	SALE OF PRODUCTS	49,50,000	-
b	SALE OF SERVICES	-	-
c	OTHER OPERATING REVENUES	-	-
		49,50,000	-
d	LESS: EXCISE DUTY	-	-
	NET REVENUE FROM OPERATIONS	49,50,000	-
24	OTHER INCOME:		
	INTEREST INCOME	-	-
	DIVIDEND INCOME	-	-
	NET GAIN/LOSS ON SALE OF INVESTMENT	-	-
	<u>OTHER NON - OPERATING INCOME</u>	-	-
	RENTAL INCOME FROM PROPERTIES	-	-
	RENTAL INCOME FROM OPERATING LEASES	-	-
	SHARE OF PROFIT FROM FIRM	-	-
	LIABILITIES/PROVISION W/OFF	-	-
	PRIOR PERIOD INCOME (NET)	-	-
	MISCELLANEOUS INCOME (Rental income)	-	-
	OTHERS	-	-
		-	-
25	COST OF MATERIALS CONSUMED:		
	PURCHASES	2,11,73,904	42,84,683
	ADD: OPENING BALANCE OF STOCK	-	-
	LESS: CLOSING BALANCE OF STOCK	-	-
	CONSUMPTION OF MATERIALS	2,11,73,904	42,84,683
26	PURCHASES OF TRADED GOODS/STOCK IN TRADE		
		-	-
	TOTAL PURCHASES	2,11,73,904	42,84,683
27	CHANGES IN INVENTORIES		
	FINISHED GOODS		
	AT THE BEGINNING OF THE ACCOUNTING PERIOD	-	-
	AT THE END OF THE ACCOUNTING PERIOD	-	-
	WORK-IN-PROGRESS		
	AT THE BEGINNING OF THE ACCOUNTING PERIOD	4,20,82,324	78,00,000
	AT THE END OF THE ACCOUNTING PERIOD	7,19,82,324	4,20,82,324
		(2,99,00,000)	(3,42,82,324)
	STOCK-IN-TRADE		
	AT THE BEGINNING OF THE ACCOUNTING PERIOD	-	-
	AT THE END OF THE ACCOUNTING PERIOD	-	-
		-	-
	GRAND TOTAL	(2,99,00,000)	(3,42,82,324)
28	EMPLOYEE BENEFITS EXPENSE		
	SALARY AND WAGES:		
	WAGES	-	-
	OFFICE STAFF SALARY	1,22,526	9,02,549
	MARKETING STAFF SALARY & INCENTIVES	-	-
	DIRECTOR'S REMUNERATIONS	15,00,000	12,99,752
		16,22,526	22,02,301

Srijan Home Makers Pvt. Ltd.



Director.

SRIJAN HOME MAKERS PVT. LTD.
FLAT NO.-24, SUPER MARKET COMPLEX
SONARI, Jamshedpur

Assessment Year:2018-2019
Financial Year :2017-2018
PAN No. :AANCS8484L


COMPUTATION OF INCOME

	<u>Rs.</u>
<u>Income from Profession/Business</u>	
Profit from the business (As Per Profit & Loss Account)	<u>33,71,147</u>
Add: Depreciation as per Companies Act, 1956	6,03,205
Less: Depreciation as per Income Tax Act, 1961	<u>5,51,155</u>
Taxable Income	34,23,197
Total Income rounded off to	34,23,200
Tax on above	8,55,800
Surcharge @10%	<u>-</u>
Tax inclusive of surcharge	8,55,800
Education Cess @ 3%	25,674
Add: Interest	<u>35,057</u>
	9,16,531
Less: Advance Tax	6,50,000
Total Tax Payable	2,66,531
Less: Tax Paid	<u>-</u>
	2,66,531

MAT CALCULATION UNDER COMPANIES ACT

Book Profit	33,71,147
Minimum alternate tax	6,23,662
Add: Education cess	18,710
	<u>6,42,372</u>

Srijan Home Makers Pvt. Ltd.


Director.

SRIJAN HOME MAKERS PRIVATE LIMITED
BALANCE SHEET AS AT 31 MARCH 2018

	PARTICULARS	Note No.	AS AT 31 MARCH 2018	AS AT 31 MARCH 2017
A	EQUITY AND LIABILITIES			
1	Shareholders' funds			
	(a) Share capital	1	2,00,000	2,00,000
	(b) Reserves and surplus	2	67,16,595	49,57,069
	(c) Money received against st	3		
			69,16,595	51,57,069
2	Share application money pending allotment			
3	Non-current liabilities			
	(a) Long-term borrowings	4	20,36,210	26,34,029
	(b) Deferred tax liabilities (n	5	-	-
	(c) Other long-term liabilities	6	-	-
	(d) Long-term provisions	7	-	-
			20,36,210	26,34,029
4	Current liabilities			
	(a) Short-term borrowings	8	-	-
	(b) Trade payables	9	12,09,31,713	9,91,29,147
	(c) Other current liabilities	10	17,62,556	15,77,619
	(d) Short-term provisions	11	9,16,531	41,507
			12,36,10,800	10,07,48,273
	TOTAL		1,22,43,605	10,85,39,273
B	ASSETS			
1	Non-current assets			
	(a) Fixed assets	12		
	(i) Tangible assets		28,34,784	32,75,307
	(ii) Intangible assets		-	-
	(iii) Capital work-in-progress		-	-
	(iv) Intangible assets under development		-	-
	(v) Fixed assets held for sale		-	-
			28,34,784	32,75,307
	(b) Non-current investments	13	-	-
	(c) Deferred tax assets (net)	14	2,01,129	1,87,726
	(d) Long-term loans and adv	15	-	-
	(e) Other non-current assets	16	-	-
			2,01,129	1,87,726
2	Current assets			
	(a) Current investments	17	2,59,725	2,59,725
	(b) Inventories	18	7,19,82,324	4,20,82,324
	(c) Trade receivables	19	-	-
	(d) Cash and cash equivalents	20	1,98,654	21,25,795
	(e) Short-term loans and adv	21	5,55,83,590	5,93,33,150
	(f) Other current assets	22	15,03,399	12,75,344
			12,95,27,692	10,50,76,338
	TOTAL		1,22,43,605	10,85,39,273
	See accompanying notes		0.00	0

The Notes referred to above form integral part of Financial Statements

In terms of our report attached.
For B.KHEMKA & ASSOCIATE
Chartered Accountants
CA. BINOD KHEMKA
(Proprietor)
Membership no. 079923

For and on behalf of the Board of Director

Srijan Home Makers Pvt. Ltd.


Director.

Place : JAMSHEDPUR
Date : 25-10-2018

SRIJAN HOME MAKERS PRIVATE LIMITED
NOTES ON FINANCIAL STATEMENTS FOR THE YEAR ENDED 31st MARCH 2018

NOTE No.	PARTICULARS	AS AT 31st MARCH 2018	AS AT 31st MARCH 2017
1	SHARE CAPITAL		
	<u>Authorised Share Capital</u> 250,000 Equity Shares of ` 10 each	25,00,000	25,00,000
	<u>Issued, Subscribed and Paid up</u> 20,000 Equity Shares of ` 10 each Less: Calls in Arrears	2,00,000	2,00,000
	TOTAL	2,00,000	2,00,000
	(i) Reconciliation of the number of shares and amount outstanding at the beginning at the end of the reporting period:		
	<u>Equity shares</u>		
	Equity Shares at the beginning of the year	20,000	20,000
	Add: Fresh Issue of shares		
	Add: BSOP		
	Add: Bonus shares		
	Less: Buy back of shares		
	Equity shares at the end of the year	20,000	20,000
2	RESERVES AND SURPLUS		
	<u>(a) Capital Reserve</u>		
	Opening balance		
	Add: Additions during the year		
	Less: Utilised / transferred during the year		
	Closing balance		
	<u>(b) Capital Redemption Reserve</u>		
	Opening balance		
	Add: Additions during the year		
	Less: Utilised / transferred during the year		
	Closing balance		
	<u>(c) Securities Premium Account</u>		
	Opening balance		
	Add: Additions during the year		
	Less: Utilised / transferred during the year		
	Closing balance		
	<u>(d) Revaluation Reserve</u>		
	Opening balance		
	Add: Additions during the year		
	Less: Utilised / transferred during the year		
	Closing balance		

Srijan Home Makers Pvt. Ltd.


Director.

(e) General Reserve

Opening balance
Add: Transfer from Profit & Loss Statement
Less: Utilised / transferred during the year
Closing balance

--	--	--

(f) Surplus/ (Deficit) in Statement of Profit & Loss

Opening Balance 49,57,069 24,29,958
Add: profit/Loss during the year 24,68,019 25,27,111
Less: Interim Dividend
Less: Transfer to Income Tax Adjusted 7,08,493
Closing Balance 67,16,595 49,57,069

TOTAL 67,16,595 49,57,069

3 MONEY RECEIVED AGAINST SHARE WARRANTS

The Company does not have received money against Share Warrants

4 LONG TERM BORROWINGS

(I) Term Loans

(a) From Banks

Secured 4,87,930 10,85,749

Unsecured

4,87,930	10,85,749
----------	-----------

(b) From Other Parties

Secured

Unsecured

--	--

(II) Loans & Advances from Related Parties

Secured

Unsecured

15,48,280	15,48,280
-----------	-----------

15,48,280	15,48,280
-----------	-----------

(III) Others (Other than above)

Secured

Unsecured (vehcile loan)

--	--

TOTAL 29,86,280 36,83,021

5 Deferred Tax Liabilities

Deferred Tax Assets

Net Deffered Tax

--	--

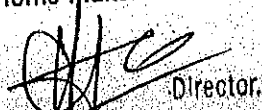
6 OTHER LONG TERM LIABILITIES

(i) Trade Payables

(II) Others

--	--

Srijan Home Makers Pvt. Ltd.


Director.

7

LONG TERM PROVISIONSA
B
C

8

SHORT TERM BORROWINGS

(I) Term Loans

(a) From Banks

Secured

Unsecured

(b) From Other Parties

Secured

Unsecured

(II) Loans & Advances from Related Parties

Secured

Unsecured

(III) Others (Other than above)

Secured

Unsecured

TOTAL

9

TRADE PAYABLES

(i) Acceptance

Sundry creditors

1,81,14,079

41,68,726

Advance from customers

3,49,09,674


9,49,60,422

Advance for Vishwakarma Site

6,79,07,961

(II) Other than Acceptance

Srijan Home Makers Pvt. Ltd.



Director.


10 OTHER CURRENT LIABILITIES

(i) Statutor:		
Provident Fund payable		
ESIC payable		7,61,370
Service tax payable	-	1,89,374
Tax Deducted Sources	1,32,600	
	1,32,600	9,50,744
(ii) Others		
Audit Fees	-	45,000
Wages & Salary	-	30,155
office rent payable	-	50,000
Director's remuneration	15,69,120	5,01,720
Accounting Charges Payable	-	-
Clean Town	60,836	-
	16,29,956	6,26,875

11 SHORT TERM PROVISIONS

Provision for IT	9,16,531	41,507
	9,16,531	41,507

Srijan Home Makers Pvt. Ltd.

 Director.

SRIJAN HOME MAKERS PRIVATE LIMITED
NOTES ON FINANCIAL STATEMENTS FOR THE YEAR ENDED 31st MARCH 2019

NOTE No.	PARTICULARS	AS AT 31 st MARCH, 2018	AS AT 31 st MARCH, 2017
12	FIXED ASSETS (AS PER ANNEXURE - A)	28,34,784	32,75,307
13	NON CURRENT INVESTMENTS		
	(I) Trade Investments		
	Quoted		
	a Investments in Equity		
	b Investment in Preference		
	c Investments in Debentures/ Bonds		
	d Investment in Others		
	Unquoted		
	a Investments in Equity		
	b Investment in Preference		
	c Investments in Debentures/ Bonds		
	d Investment in Partnership Firm		
	e Investment in Others		
14	Deferred Tax Assets	2,01,129	187726
	Deferred Tax Liabilities		
	Net Deferred Tax	2,01,129	187,726.00
15	LONG TERM LOANS & ADVANCES		
	(a) Capital advances		
	Secured, considered good		
	Unsecured, considered good		
	Doubtful		
	Less: Provision for doubtful advances		
	(b) Security deposits		
	Secured, considered good		
	Unsecured, considered good		
	Doubtful		
	Less: Provision for doubtful deposits		
	(c) Loans and advances to related parties		
	Secured, considered good		
	Unsecured, considered good		
	Doubtful		
	Less: Provision for doubtful loans and advances		

*Srijan Home Makers Pvt. Ltd.


Director.


	(d) Other Loans & Advances		
	Secured, considered good(land)		
	Unsecured, considered good(unsecured)		
	Doubtful		
	Less: Provision for doubtful loans and advances		
16	OTHER NON CURRENT ASSETS		
	Miscellaneous Expenditure (to the extent not written off)		
17	CURRENT INVESTMENTS		
	(I) Trade Investments		
	Quoted		
	a Investments in Equity		
	b Investment in Preference		
	c Investments in Debentures/ Bonds		
	d Investment in Others		
	Unquoted		
	a Investments in Equity		
	b Investment in Preference		
	c Investments in Debentures/ Bonds		
	d Investment in Partnership Firm		
	e Investment in Others(gold)	2,59,725	2,59,725
		2,59,725	2,59,725
18	INVENTORIES		
	Raw-Materials		
	Work-in-progress		
	Finished Goods		
	Stock-In-trade (Acquired in Trading)	7,19,82,324	4,20,82,324
	Store and Spare		
	Loose Tools		
	Other (specify Nature)		
19	TRADE RECIVABLES		
	(A) Outstanding For less Than Six Months		
	Secured		
	Unsecured		
	Doubtfull		
	Less:Provision for Doubtfull Debts		

Srijan Home Makers Pvt. Ltd.

Director.

	(B) Others		
	Secured		-
	Unsecured		-
	Doubtfull		-
	Less:Provision for Doubtfull Debts		-
	TOTAL		
20	CASH AND CASH EQUIVALENTS		
	Cash On Hand	8,519	99,513
	<u>Balance With Bank</u>		
	Bank of India		19,38,689
	Bank of Baroda	1,07,673	5,131
	Bank of India	82,463	82,463
		1,90,135	20,26,282
	TOTAL		
21	SHORT TERM LOANS & ADVANCES		
	<u>(a) Loans and advances to parties</u>		
	Secured, considered good		
	Unsecured, considered good	5,55,83,590	5,93,33,150
	Doubtful		
	Less: Provision for doubtful loans and advances		
		5,55,83,590	5,93,33,150
	<u>(b) Security deposits</u>		
	Secured, considered good		
	Unsecured, considered good		
	Doubtful		
	Less: Provision for doubtful deposits		
	<u>(c) Loans and advances to employees</u>		
	Secured, considered good		
	Unsecured, considered good		
	Doubtful		
	Less: Provision for doubtful loans and advances		
	<u>(d) Prepaid expenses</u>		
	A		
	<u>(e) Balances with government authorities</u>		
	Unsecured, considered good		
	(i) CENVAT credit receivable		
	(ii) VAT credit receivable		
	(iii) Service Tax credit receivable		

Srijan Home Makers Pvt. Ltd.



Director.

(f) Inter-corporate deposits

Secured, considered good
Unsecured, considered good
Doubtful

Less: Provision for doubtful inter-corporate deposits

(g) Others (specify nature)

Secured, considered good
Unsecured, considered good
Doubtful

Less: Provision for other doubtful loans and advances

TOTAL

22

OTHER CURRENT ASSESTS

A. Fixed Deposit
B. Advance tax
C. Duties & Taxes


5,25,344

9,78,055

5,25,344

7,50,000

Srijan Home Makers Pvt. Ltd.

 Director.

	<u>(f) Inter-corporate deposits</u>		
	Secured, considered good		
	Unsecured, considered good		
	Doubtful		
	Less: Provision for doubtful inter-corporate deposits		
	<u>(g) Others (specify nature)</u>		
	Secured, considered good		
	Unsecured, considered good		
	Doubtful		
	Less: Provision for other doubtful loans and advances		
	TOTAL	5,55,835	5,55,835
22	OTHER CURRENT ASSESTS		
	A. Fixed Deposit	5,25,344	5,25,344
	B. Advance tax		7,50,000
	C. Duties & Taxes	9,78,055	
		15,03,399	15,03,399

Srijan Home Makers Pvt. Ltd.

 Director.