

M/S MANIKARAN POWER LIMITED
MANIKARAN TOWER, KILBURN COLONY,
HINOO, RANCHI, JHARKHAND-834002

**ANNUAL ACCOUNTS
FOR THE YEAR
2020-2021**

Bothra Nirmal Associates
Chartered Accountants
7/1B, Grant Lane, 1st Floor
Shyam Kunj, Room No. - 15
Kolkata - 700 012.

**BOTHRA NIRMAL ASSOCIATES
CHARTERED ACCOUNTANTS**

ICAI FIRM'S REG. NO. 322103E

INDEPENDENT AUDITOR'S REPORT

TO THE MEMBERS OF **M/S MANIKARAN POWER LIMITED**

Report on the Standalone Financial Statements

We have audited the accompanying standalone financial statements of **M/S MANIKARAN POWER LIMITED** ("the Company") which comprises the Balance Sheet as at March 31, 2021, the Statement of Profit and Loss and statement of cash flows for the year then ended, and notes to the financial statements, including a summary of significant accounting policies and other explanatory information.

In our opinion and to the best of our information and according to the explanations given to us, the aforesaid standalone financial statements give the information required by the Act in the manner so required and give a true and fair view in conformity with the accounting principles generally accepted in India,

- a) In the case of the Balance Sheet of the state of affairs of the Company as at **31st March 2021**.
- b) In the case of the Statement of Profit & Loss of the Profit to the Company for the year ended 31st March 2021
- c) In the case of the Cash Flow Statement, of the cash flows for the year ended **31st March 2021**.

Basis for Opinion

We conducted our audit in accordance with the Standards on Auditing (SAs) specified under section 143(10) of the Companies Act, 2013. Our responsibilities under those Standards are further described in the Auditor's Responsibilities for the Audit of the Financial Statements section of our report. We are independent of the Company in accordance with the Code of Ethics issued by the Institute of Chartered Accountants of India together with the ethical requirements that are relevant to our audit of the financial statements under the provisions of the Companies Act, 2013 and the Rules there under, and we have fulfilled our other ethical responsibilities in accordance with these requirements and the Code of Ethics. We believe that the audit evidence we have obtained is sufficient and appropriate to provide a basis for our opinion

Information Other than the Standalone Financial Statements and Auditor's Report Thereon

The Company's Board of Directors is responsible for the other information. The other information comprises the information included in the Management Discussion and Analysis, Board's Report including Annexures to Board's Report, Business Responsibility Report, Corporate Governance and Shareholder's Information, but does not include the

7/1B, GRANT LANE, 'SHYAM KUNJ', 1ST FLOOR, ROOM NO-15, KOLKATA-700012
Phone: 2225-5810/967; Fax:- 2236-8814; Email : bothrabna@rediffmail.com



**BOTHRA NIRMAL ASSOCIATES
CHARTERED ACCOUNTANTS**

standalone financial statements and our auditor's report thereon.

Our opinion on the standalone financial statements does not cover the other information and we do not express any form of assurance conclusion thereon.

In connection with our audit of the standalone financial statements, our responsibility is to read the other information and, in doing so, consider whether the other information is materially inconsistent with the standalone financial statements or our knowledge obtained in the audit or otherwise appears to be materially misstated. If, based on the work we have performed, we conclude that there is a material misstatement of this other information, we are required to report that fact. We have nothing to report in this regard.

Management's Responsibility for the Standalone Financial Statements

The Company's Board of Directors is responsible for the matters stated in section 134(5) of the Companies Act, 2013 ("the Act") with respect to the preparation of these standalone financial statements that give a true and fair view of the financial position, financial performance, and cash flows of the Company in accordance with the accounting principles generally accepted in India, including the accounting Standards specified under section 133 of the Act. This responsibility also includes maintenance of adequate accounting records in accordance with the provisions of the Act for safeguarding of the assets of the Company and for preventing and detecting frauds and other irregularities; selection and application of appropriate implementation and maintenance of accounting policies; making judgments and estimates that are reasonable and prudent; and design, implementation and maintenance of adequate internal financial controls- that were operating effectively for ensuring the accuracy and completeness of the accounting records, relevant to the preparation and presentation of the standalone financial statement that give a true and fair view and are free from material misstatement, whether due to fraud or error.

In preparing the financial statements, management is responsible for assessing the Company's ability to continue as a going concern, disclosing, as applicable, matters related to going concern and using the going concern basis of accounting unless management either intends to liquidate the Company or to cease operations, or has no realistic alternative but to do so.

Those Board of Directors are also responsible for overseeing the company's financial reporting process.

Auditor's Responsibilities for the Audit of Financial Statement

Our objectives are to obtain reasonable assurance about whether the standalone financial statements as a whole are free from material misstatement, whether due to fraud or error, and to issue an auditor's report that includes our opinion. Reasonable assurance is a high level of assurance, but is not a guarantee that an audit conducted in accordance with SAs will always detect a material misstatement when it exists. Misstatements can arise from fraud or error and are considered material if, individually or in the aggregate, they could reasonably be expected to influence the economic decisions of users taken on the basis of these financial statements.

7/1B, GRANT LANE, 'SHYAM KUNJ', 1ST FLOOR, ROOM NO-15, KOLKATA-700012
Phone: 2225-5810/967; Fax:- 2236-8814; Email : bothrabna@rediffmail.com



**BOTHRA NIRMAL ASSOCIATES
CHARTERED ACCOUNTANTS**

Report on Other Legal and Regulatory Requirements

1. As required by Section 143 (3) of the Act, we report that:
 - (a) We have sought and obtained all the information and explanations which to the best of our knowledge and belief were necessary for the purposes of our audit.
 - (b) In our opinion proper books of account as required by law have been kept by the Company so far as it appears from our examination of those books.
 - (c) The balance sheet, the statement of profit and loss and the cash flow statement dealt with by this Report are in agreement with the books of account;
 - (d) in our opinion, the aforesaid standalone financial statements comply with the Accounting Standards specified under Section 133 of the Act .
 - (e) On the basis of the written representations received from the directors as on 31st March 2021 taken on record by the Board of Directors, none of the directors is disqualified as on 31 March 2021 from being appointed as a director in terms of Section 164 (2) of the Act;
 - (f) With respect to the adequacy of the internal financial controls over financial reporting of the Company and the operating effectiveness of such controls, refer to our separate report in "Annexure A"; and
 - (g) With respect to the other matters to be included in the Auditor's Report in accordance with Rule 11 of the Companies (Audit and Auditors) Rules, 2014, in our opinion and to the best of our information and according to the explanations given to us:
 - i. the Company has disclosed the impact of pending litigations on its financial position in its financial statements.
 - ii. The Company did not have any long-term contracts, including derivatives contracts for which there were any material foreseeable losses.
 - iii. In our opinion and according to the information and explanation given to us there was no amount which was required to be transferred to investor education and protection fund.




**BOTHRA NIRMAL ASSOCIATES
CHARTERED ACCOUNTANTS**

2. As required by the Companies (Auditor's Report) Order, 2016 ("the Order") issued by the Central Government of India in terms of sub-section (11) of section 143 of the Act, we give in the **Annexure B**, a statement on the matters specified in the paragraph 3 and 4 of the order.

Date : 01.09.2021
Place : Kolkata

For **BOTHRA NIRMAL ASSOCIATES**
CHARTERED ACCOUNTANTS
FRN :- 322103E


SHASHI CHANDRA MISHRA
PARTNER

MEMBERSHIP NO.077814
UDIN -21077814AAAAJB6509

**BOTHRA NIRMAL ASSOCIATES
CHARTERED ACCOUNTANTS**

Annexure - A to the Independent Auditors' Report

Report on the Internal Financial Controls under Clause (i) of Sub-section 3 of Section 143 of the Companies Act, 2013 ("the Act")

We have audited the internal financial controls over financial reporting of **M/S MANIKARAN POWER LIMITED** Company Limited ("the Company") as of 31st March 2021 in conjunction with our audit of the standalone financial statements of the Company for the year ended on that date.

Management's Responsibility for Internal Financial Controls

The Company's management is responsible for establishing and maintaining internal financial controls based on the internal control over financial reporting criteria established by the Company considering the essential components of internal control stated in the Guidance Note on Audit of Internal Financial Controls over Financial Reporting issued by the Institute of Chartered Accountants of India ('ICAI'). These responsibilities include the design, implementation and maintenance of adequate internal financial controls that were operating effectively for ensuring the orderly and efficient conduct of its business, including adherence to company's policies, the safeguarding of its assets, the prevention and detection of frauds and errors, the accuracy and completeness of the accounting records, and the timely preparation of reliable financial information, as required under the Companies Act.

Auditors' Responsibility

Our responsibility is to express an opinion on the Company's internal financial controls over financial reporting based on our audit. We conducted our audit in accordance with the Guidance Note on Audit of Internal Financial Controls over Financial Reporting (the "Guidance Note") and the Standards on Auditing, issued by ICAI and deemed to be prescribed under section 143(10) of the Companies Act, 2013, to the extent applicable to an audit of internal financial controls, both applicable to an audit of Internal Financial Controls and, both issued by the Institute of Chartered Accountants of India. Those Standards and the Guidance Note require that we comply with ethical requirements and plan and perform the audit to obtain reasonable assurance about whether adequate internal financial controls over financial reporting was established and maintained and if such controls operated effectively in all material respects.

Our audit involves performing procedures to obtain audit evidence about the adequacy of the internal financial controls system over financial reporting and their operating effectiveness. Our audit of internal financial controls over financial reporting included obtaining an understanding of internal financial controls over financial reporting, assessing the risk that a material weakness exists, and testing and evaluating the design and operating effectiveness of internal control based on the assessed risk. The procedures selected depend on the auditor's judgment, including the assessment of the risks of material misstatement of the financial statements, whether due to fraud or error.



**BOTHRA NIRMAL ASSOCIATES
CHARTERED ACCOUNTANTS**

We believe that the audit evidence we have obtained is sufficient and appropriate to provide a basis for our audit opinion on the Company's internal financial controls system over financial reporting.

Meaning of Internal Financial Controls over Financial Reporting

A company's internal financial control over financial reporting is a process designed to provide reasonable assurance regarding the reliability of financial reporting and the preparation of financial statements for external purposes in accordance with generally accepted accounting principles. A company's internal financial control over financial reporting includes those policies and procedures that (1) pertain to the maintenance of records that, in reasonable detail, accurately and fairly reflect the transactions and dispositions of the assets of the company; (2) provide reasonable assurance that transactions are recorded as necessary to permit preparation of financial statements in accordance with generally accepted accounting principles, and that receipts and expenditures of the company are being made only in accordance with authorizations of management and directors of the company; and (3) provide reasonable assurance regarding prevention or timely detection of unauthorized acquisition, use, or disposition of the company's assets that could have a material effect on the financial statements.

Inherent Limitations of Internal Financial Controls Over Financial Reporting


Because of the inherent limitations of internal financial controls over financial reporting, including the possibility of collusion or improper management override of controls, material misstatements due to error or fraud may occur and not be detected. Also, projections of any evaluation of the internal financial controls over financial reporting to future periods are subject to the risk that the internal financial control over financial reporting may become inadequate because of changes in conditions, or that the degree of compliance with the policies or procedures may deteriorate.

Opinion

In our opinion to the best of our information and according to the explanation given to us, the Company has, in all material respects, an adequate internal financial controls system over financial reporting and such internal financial controls over financial reporting were operating effectively as at 31 March 2021, based on the internal control over financial reporting criteria established by the Company considering the essential components of internal control stated in the Guidance Note.

Date : 01.09.2021
Place : Kolkata

For
BOTHRA NIRMAL ASSOCIATES
CHARTERED ACCOUNTANTS
FRN :- 322103E



SHASHI CHANDRA MISHRA
PARTNER
MEMBERSHIP NO.077814
UDIN-21077814AAAAJB6509

7/1B, GRANT LANE, 'SHYAM KUNJ', 1ST FLOOR, ROOM NO-15, KOLKATA-700012
Phone: 2225-5810/967; Fax:- 2236-8814; Email : bothrabna@rediffmail.com

**BOTHRA NIRMAL ASSOCIATES
CHARTERED ACCOUNTANTS**

ANNEXURE - 'B' TO THE INDEPENDENT AUDITORS' REPORT
(Referred to in paragraph 2 under 'Report on other Legal and Regulatory Requirements'
section of our report of even date)

Report on companies (Auditor's Report) order, 2016 ('the order) issued by the Central Government in terms of section 143 (11) of the companies act 2013 ('the act ") of M/S MANIKARAN POWER LIMITED (The Company)

we report that:

- (i) (a) The Company has maintained proper records showing full particulars, including quantitative details and situation of fixed assets
- (b) All the Assets have been physically verified by the management during the year with a regular programme of verification which in our opinion is reasonable having regard to the size of the company and the nature of its Assets. No material discrepancies were noticed on such verification.
- (c) According to the information and explanations given to us and the records examined by us and based on the examination of the conveyance deed provided to us we report that the title deeds, comprising all the immovable properties of land and building are held in the name of the company as at the Balance sheet date .
- (ii) As informed, and explanation given to us the company is Trading & professional member of The CERC and Trades in Electricity hence physical verification of the same is not possible.
- (iii) The company has not granted any loans, secured or unsecured to Companies, firms or other parties covered in the register maintained under section 189 of the Companies Act 2013.
- (iv) In our opinion and according to the information and explanations given to us, the Company has not made any loan and investment covered under the provisions of section 185 and 186 of the Act.
- (v) According to the information and explanations given to us and on the basis of our examination of the records of the Company, the Company has not accepted any deposits from the public.
- (vi) In our opinion and according to information and explanation given to us Provisions of Maintenance of cost records under sub-section (1) of section 148 of the Companies Act, are not applicable to the company.
- (vii) (a) According to the information and explanations given to us and on the basis of our examination of the records of the Company, amounts deducted/ accrued in the books of account in respect of undisputed statutory dues including provident fund, income-tax, sales tax, value added tax, goods & service Tax (GST), duty of customs, service tax, cess and other material statutory dues have been regularly deposited during the year by the Company with the appropriate authorities. As explained to us, the Company did not have any dues on account of employees' state insurance and duty of excise.

7/1B, GRANT LANE, 'SHYAM KUNJ', 1ST FLOOR, ROOM NO-15, KOLKATA-700012
Phone: 2225-5810/967; Fax:- 2236-8814; Email : bothrabna@rediffmail.com



**BOTHRA NIRMAL ASSOCIATES
CHARTERED ACCOUNTANTS**

- (b) According to the information and explanations given to us, no undisputed amounts payable in respect of provident fund, income tax, sales tax, value added tax, duty of customs, goods & service Tax (GST), service tax, cess and other material statutory dues were in arrears as at 31st March 2021 for a period of more than six months from the date they became payable.
- (viii) In our opinion and according to the information explanation given to us , the company has not defaulted in the repayment of loans or borrowings to banks . The company does not have any loans or borrowings from financial institutions or government and has not issued any debentures.
- (ix) The Company did not raise any money by way of initial public offer or further public offer (including debt instruments) and no term loans during the year. Accordingly, paragraph 3 (ix) of the Order is not applicable.
- (x) According to the information and explanations given to us, no material fraud by the Company or on the Company by its officers or employees has been noticed or reported during the course of our audit.
- (xi) In our opinion and according to the information and explanations give to us the Company has paid /provided managerial remuneration in accordance with the requisite approvals mandated by the provisions of section 197 read with Schedule V to the Act.
- (xii) In our opinion and according to the information and explanations given to us, the Company is not a Nidhi company. Accordingly, paragraph 3(xii) of the Order is not applicable.
- (xiii) In our opinion and According to the information and explanations given to us the Company is in compliance with section 177 and 188 of the act , where applicable for all transactions with the related parties and the details of related party transactions have been disclosed in the standalone financial statements as required by the applicable accounting standards.
- (xiv) According to the information and explanations give to us and based on our examination of the records of the Company, the Company has not made any preferential allotment or private placement of shares or fully or partly convertible debentures during the year. Accordingly, paragraph 3 (xiv) of the Order is not applicable.
- (xv) According to the information and explanations given to us and based on our examination of the records of the Company, the Company has not entered into non-cash transactions with directors or persons connected with him. Accordingly, paragraph 3(xv) of the Order is not applicable.




**BOTHRA NIRMAL ASSOCIATES
CHARTERED ACCOUNTANTS**

(xvi) According to the information and explanations given to us and based on our examination of the records of the Company, the Company is not required to be registered under section 45-I of the Reserve Bank of India Act 1934.

For **BOTHRA NIRMAL ASSOCIATES**
CHARTERED ACCOUNTANTS
FRN :- 322103E

Date : 01.09.2021
Place : Kolkata


SHASHI CHANDRA MISHRA
PARTNER
MEMBERSHIP NO.077814
UDIN-21077814AAAAJB6509

MANIKARAN POWER LIMITED
MANIKARAN TOWER, KILBURN COLONY, HINOO, RANCHI-834002

BALANCE SHEET AS AT 31ST MARCH, 2021

PARTICULARS	NOTE NO.	AS ON 31ST MARCH, 2021	AS ON 31ST MARCH, 2020
EQUITY AND LIABILITIES			
SHAREHOLDER'S FUNDS			
SHARE CAPITAL	1	34,31,48,000.00	34,14,28,000.00
RESERVES AND SURPLUS	2	68,82,45,442.58	50,43,98,760.11
NON CURRENET LIABILITIES			
LONG TERM BORROWING	3	12,75,647.34	-
OTHER LONG TERM LIABILITIES	4	3,01,17,967.00	68,60,58,280.73
CURRENT LIABILITIES			
SHORT TERM BORROWINGS	5	-	12,93,72,404.52
TRADE PAYABLES	6	75,05,34,471.54	2,29,01,44,293.96
OTHER CURRENT LIABILITIES	7	1,78,43,13,073.01	63,98,78,461.55
SHORT TERM LIABILITIES	8	6,75,77,683.00	6,39,56,551.00
TOTAL		3,66,52,12,284.47	4,65,52,36,751.87
ASSETS			
NON-CURRENT ASSETS			
FIXED ASSETS			
TANGIBLE ASSETS	9	35,16,81,361.13	22,66,08,046.16
INTANGIBLE ASSETS		5,05,802.91	8,83,288.95
CAPITAL WORK IN PROGRESS		-	6,63,80,774.51
		35,21,87,164.04	29,38,72,109.61
LONG TERM LOANS AND ADVANCES	10	3,92,04,820.74	21,40,41,309.74
DEFERRED TAX ASSETS (NET)		1,13,19,985.06	42,15,021.61
CURRENT ASSETS			
CURRENT INVESTMENTS	11	5,32,28,045.05	1,04,58,29,568.12
TRADE RECEIVABLES	12	72,46,75,121.49	2,46,19,00,215.88
CASH AND CASH EQUIVALENTS	13	2,13,55,94,254.03	29,59,86,532.43
SHORT-TERM LOANS AND ADVANCES	14	34,90,02,893.99	33,93,91,994.50
TOTAL		3,66,52,12,284.40	4,65,52,36,751.89

SIGNIFICANT ACCOUNTING POLICIES


NOTES TO FINANCIAL STATEMENT

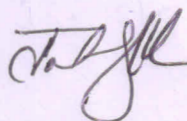
1TO36

For Manikaran Power Limited

For Manikaran Power Limited

AS PER OUR REPORT OF EVEN DATE ANNEXED


Director



Director

FOR BOTHRA NIRMAL ASSOCIATES
CHARTERED ACCOUNTANTS
F.R.N.- 322103E

NAVJEET SINGH KALSI
MANAGING DIRECTOR
DIN:01652039

JASMEET SINGH KALSI
WHOLE TIME DIRECTOR & CFO
DIN:01652115

SHASHI CHANDRA MISHRA
(PARTNER)
M.No. 077814


ANKIT KUMAR
COMPANY SECRETARY

DATE: 01 SEP 2021
PLACE: KOLKATA

MANIKARAN POWER LIMITED
MANIKARAN TOWER, KILBURN COLONY, HINOO, RANCHI-834002

STATEMENT OF PROFIT & LOSS FOR THE PERIOD ENDING 31ST MARCH, 2021

PARTICULARS	NOTE NO.	FOR THE YEAR ENDED 31.03.2021	FOR THE YEAR ENDED 31.03.2020
INCOME			
REVENUE FROM OPERATIONS	15	34,43,87,16,504.89	36,33,68,32,540.11
OTHER INCOME	16	4,95,05,628.65	4,60,73,455.11
TOTAL REVENUE (A)		34,48,82,22,133.54	36,38,29,05,995.22
EXPENSES			
PURCHASE OF STOCK-IN-TRADE	17	32,83,67,03,114.57	34,35,54,59,063.43
OPERATING EXPENSES	18	80,59,20,999.13	1,31,84,82,661.09
EMPLOYEE BENEFIT EXPENSE	19	19,45,93,409.72	11,91,02,146.28
FINANCIAL COSTS	20	60,59,987.97	1,47,82,684.93
DEPRECIATION AND AMORTIZATION EXPENSE	21	6,23,08,773.18	2,78,83,819.68
OTHER EXPENSES	22	33,99,50,446.95	30,50,51,576.94
TOTAL EXPENSES (B)		34,24,55,36,731.52	36,14,07,61,952.35
PROFIT BEFORE TAX (A- B)		24,26,85,402.02	24,21,44,042.87
PROFIT BEFORE TAX		24,26,85,402.02	24,21,44,042.87
TAX EXPENSE:			
CURRENT TAX		6,75,77,683.00	6,39,56,551.00
DEFERRED TAX		(71,04,963.45)	(12,42,792.33)
PROFIT/(LOSS) FOR THE PERIOD		18,22,12,682.47	17,94,30,284.20
EARNING PER EQUITY SHARE:			
(1) BASIC	23	5.34	5.26
(2) DILUTED		5.34	5.26

SIGNIFICANT ACCOUNTING POLICIES
NOTES TO FINANCIAL STATEMENT

1TO36

AS PER OUR REPORT OF EVEN DATE ANNEXED

For Manikaran Power Limited

(Signature)
Director

NAVJEET SINGH KALSI
MANAGING DIRECTOR
DIN:01652039

For Manikaran Power Limited

(Signature)
Company Secretary
ANKIT KUMAR
COMPANY SECRETARY

DATE: 01 SEP 2021
PLACE: KOLKATA

For Manikaran Power Limited

(Signature)
Director

JASMEET SINGH KALSI
WHOLE TIME DIRECTOR & CFO
DIN:01652115


FOR BOTHRA NIRMAL ASSOCIATES
CHARTERED ACCOUNTANTS
F.R.N.- 322103E

(Signature)
SHASHI CHANDRA MISHRA
(PARTNER)
M.No. 077814


MANIKARAN POWER LIMITED
MANIKARAN TOWER, KILBURN COLONY, HINOO, RANCHI-834002

CASH FLOW STATEMENT FOR THE YEAR ENDED 31ST MARCH, 2021				
PARTICULARS	FOR THE YEAR ENDED 31 MARCH, 2021		FOR THE YEAR ENDED 31 MARCH, 2020	
A. Cash flow from operating activities				
Net Profit / (Loss) before extraordinary items and tax	24,26,85,402.02		24,21,44,042.87	
<u>Adjustments for:</u>				
Depreciation and amortisation	6,23,08,773.18		2,78,83,819.68	
Profit on sale of Fixed Assets	-		-	
Profit on sale of Current Investments (Mutual Funds)	(3,32,03,633.25)		(2,61,93,890.05)	
Finance Cost (Interest paid)	17,77,876.36		56,99,485.44	
Interest income	(1,10,15,990.00)		(75,19,768.00)	
		26,25,52,428.31	-	24,20,13,689.94
Operating profit / (loss) before working capital changes		26,25,52,428.31		24,20,13,689.94
<u>Changes in working capital:</u>				
Adjustments for (increase) / decrease in operating assets:				
Trade receivables	1,73,72,25,094.39		(1,19,85,39,493.07)	
Short-term loans and advances	(96,10,899.49)		1,11,02,455.88	
Changes in other current assets	-		-	
Changes in Inventories	-		-	
Adjustments for increase / (decrease) in operating liabilities:				
Trade payables	(1,53,96,09,822.42)		1,71,85,29,996.75	
Other current liabilities	1,14,44,34,611.46		(23,33,99,916.98)	
Short term liabilities	36,21,132.00		-	
		1,33,60,60,115.94	-	29,76,93,042.58
Cash flow from extraordinary items		-	-	-
Cash generated from operations		1,59,86,12,544.25		53,97,06,732.52
Net income tax (paid) / refunds		(6,75,77,683.00)		(6,39,56,551.00)
Net cash flow from / (used in) operating activities (A)		1,53,10,34,861.25		47,57,50,181.52
B. Cash flow from investing activities				
Capital expenditure on fixed assets, including capital advances	(12,06,23,827.60)		(19,70,29,018.53)	
Non Current investmetnts				
Current investmetnts	99,26,01,523.07		(1,01,13,59,568.12)	
Profit on sale of investments (Mutual Funds)	3,32,03,633.25		2,61,93,890.05	
Advances realised	17,48,36,489.00		19,55,58,758.00	
Interest received	1,10,15,990.00		75,19,768.00	
Cash flow from extraordinary items	-		-	
Net cash flow from / (used in) investing activities (B)		1,09,10,33,807.72		(97,91,16,170.60)
C. Cash flow from financing activities				
Proceeds from issue of equity shares including Premium	33,54,000.00		-	
Proceeds from long-term borrowings	12,75,647.34		-	
Proceeds from short-term borrowings	(12,93,72,404.52)		(7,72,79,897.93)	
Finance Cost (Interest paid)	(17,77,876.36)		(56,99,485.44)	
Security Deposit	(65,59,40,313.73)		67,98,92,628.73	
Cash flow from extraordinary items	-		-	
Net cash flow from / (used in) financing activities (C)		(78,24,60,947.27)		59,69,13,245.36
Net increase / (decrease) in Cash and cash equivalents (A+B+C)	TOTAL	1,83,96,07,721.70		9,35,47,256.28
Cash and cash equivalents at the beginning of the year	-	29,59,86,532.43	-	20,24,39,276.01
Effect of exchange differences on restatement of foreign currency Cash	-	-	-	-
Cash and cash equivalents at the end of the year		2,13,55,94,254.13		29,59,86,532.29
Reconciliation of Cash and cash equivalents with the Balance Sheet:				
Cash and cash equivalents as per Balance Sheet		2,13,55,94,254.03		29,59,86,532.43
Less: Bank balances not considered as Cash and cash equivalents as defined in AS 3 Cash Flow Statements	TOTAL	-		-
Net Cash and cash equivalents (as defined in AS 3 Cash Flow Statements)		2,13,55,94,254.03		29,59,86,532.43
Add: Current investments considered as part of Cash and cash equivalents (as defined in AS 3 Cash Flow Statements) (Refer Note (ii) to Note 16		-		-

For Manikaran Power Limited


Director

For Manikaran Power Limited


Company Secretary

For Manikaran Power Limited


Director




MANIKARAN POWER LIMITED
MANIKARAN TOWER, KILBURN COLONY, HINOO, RANCHI-834002

Cash and cash equivalents at the end of the year *		2,13,55,94,254.03	29,59,86,532.43
(a) Cash on hand		18,12,973.00	4,61,948.00
(b) Cheques, drafts on hand		10,00,000.00	-
(c) Balances with banks		2,13,27,81,281.03	29,55,24,584.43
	TOTAL	2,13,55,94,254.03	29,59,86,532.43

Notes:


- (i) The Cash Flow Statement reflects the combined cash flows pertaining to continuing and discounting operations.
(ii) These earmarked account balances with banks can be utilised only for the specific identified purposes.

For Manikaran Power Limited


Director

NAVJEET SINGH KALSI
MANAGING DIRECTOR
DIN:01652039


For Manikaran Power Limited


Director

JASMEET SINGH KALSI
WHOLE TIME DIRECTOR & CFO
DIN:01652115


AS PER OUR REPORT OF EVEN DATE ANNEXED

FOR BOTHRA NIRMAL ASSOCIATES
CHARTERED ACCOUNTANTS
F.R.No-322103E


SHASHI CHANDRA MISHRA
(PARTNER)
M.No. 077814

DATE: 01 SEP 2021
PLACE: KOLKATA

For Manikaran Power Limited


Company Secretary

MANIKARAN POWER LIMITED
MANIKARAN TOWER, KILBURN COLONY, HINOO, RANCHI-834002

SIGNIFICANT ACCOUNTING POLICIES

1) REPORTING ENTITY

THE COMPANY IS A PUBLIC COMPANY INCORPORATED IN 2005 AND LIMITED BY SHARES (CIN:U45208JH2005PLC011713). MANIKARAN POWER LIMITED IS CATEGORY-I INTER STATE TRADING LICENSEE. MANIKARAN POWER LIMITED HAS ESTABLISHED ITSELF AS AN ENERGY SOLUTION CONGLOMERATE HAVING COMBINED EXPERIENCE AND EXPERTISE OF MORE THAN A DECADE IN THE DOMAIN OF POWER, COAL AND GAS. THE COMPANY IS HAVING ADDRESS OF REGISTERED OFFICE AT MANIKARAN TOWER, KILBURN COLONY, P.O.-HINOO, RANCHI- 834 002, AND HAS CORPORATE OFFICE AT D-21, CORPORATE PARK, SECTOR-21, DWARKA, NEW DELHI- 110 077.

2) BASIS OF PREPARATION OF FINANCIAL STATEMENT

THE FINANCIAL STATEMENTS HAVE BEEN PREPARED UNDER HISTORICAL COST CONVENTION IN ACCORDANCE WITH GENERALLY ACCEPTED ACCOUNTING PRINCIPLES (GAAP) & PROVISIONS OF COMPANIES ACT, 2013 AS ADOPTED CONSISTANTLY BY THE COMPANY.

3) RECOGNITION OF REVENUE AND EXPENDITURES

- i) THE COMPANY GENERALLY FOLLOWS MERCANTILE SYSTEM OF ACCOUNTING AND RECOGNISES SIGNIFICANT ITEMS OF INCOME AND EXPENDITURE ON ACCRUAL BASIS.
- ii) REVENUE FROM SALE OF POWER IS ACCOUNTED FOR BASED ON RATES AGREED WITH THE CUSTOMERS AND IS INCLUSIVE OF TRADING MARGIN.
- iii) SALE AND PURCHASE OF THE COMPANY ALSO REPRESENTS SALE AND PURCHASE ON BEHALF OF CLIENTS ON PLATFORM OF INDIAN ENERGY EXCHANGE.
- iv) SALE AND PURCHASE OF THE COMPANY ALSO REPRESENTS SALE AND PURCHASE UNDER BILATERAL ARRANGMENT INCLUDING BANKING TRANSACTION.
- v) DELAYED PAYMENT CHARGES FOR SUPPLY OF POWER SUPPLY ON GROUNDS OF PRUDENCE ARE RECOGNISED WHEN RECOVERY IS VIRTUALLY CERTAIN.
- vi) COMPENSATION RECOVERABLE FROM CUSTOMERS/SUPPLIERS FOR DEFAULT IN PURCHASE/SALE OF POWER IS ACCRUED AS DETERMINED UNDER THE TERMS OF RESPECTIVE AGREEMENTS AND ACKNOWLEDGED BY COUSTOMER/SUPPLIER.

4) CLASSIFICATION OF ASSETS

ALL ASSETS AND LIABILITIES HAVE BEEN CLASSIFIED AS CURRENT OR NON CURRENT AS PER THE COMPANY'S NORMAL OPERATING CYCLE AND OTHER CRITERIA SET OUT IN SCHEDULE III TO THE COMPANIES ACT, 2013. THE COMPANY HAS ASCERTAINED ITS OPERATING CYCLE AS 12 MONTHS FOR THE PURPOSE OF CURRENT, NON CURRENT CLASSIFICATION OF ASSETS AND LIABILITIES.

5) FIXED ASSETS

FIXED ASSETS ARE STATED AT COST LESS ACCUMULATED DEPRECIATION. COST INCLUDES RELEVANT OVERHEADS INCURRED TO BRING THE ASSET IN USABLE CONDITION AND CURRENT LOCATION.

6) DEPRECIATION


DEPRECIATION IS PROVIDED ON WRITTEN DOWN VALUE METHOD ON THE BASIS OF USEFULL LIFE AS PRESCRIBED IN SCHEDULE -II OF COMPANIES ACT, 2013.

DEPRECIATION ON INTENGABLE ASSETS ARE PROVIDED ON WDV METHOD @ 40%.


7) INVESTMENTS

INVESTMENTS ARE STATED AT COST


For Manikaran Power Limited


Director

For Manikaran Power Limited


Director

For Manikaran Power Limited


Company Secretary



MANIKARAN POWER LIMITED
MANIKARAN TOWER, KILBURN COLONY, HINOO, RANCHI-834002

8) **ACCOUNTING FOR TAXES**

CURRENT TAX

THE AMOUNT OF CURRENT TAX IS COMPUTED BY APPLYING THE RATE OF TAX, SURCHARGE AND CESS PREVAILING IN THE RELEVANT ASSESSMENT YEAR TO THE TAXABLE INCOME SO COMPUTED IN PURSUANT TO THE PROVISIONS OF INCOME TAX ACT, 1961. AND THE AMOUNT OF TAX SO COMPUTED IS CHARGEDED AGAINST PROFIT WITH A CORRESPONDING CREATION OF PROVISION FOR INCOME TAX.

DEFERRED TAX

PROVISION FOR DEFERRED TAX LIABILITY OR CREATION OF DEFERRED TAX ASSET (AS THE CASE MAY BE) IS MADE ON ACCOUNT OF TIMING DIFFERENCES BETWEEN ACCOUNTING AND TAXABLE INCOME THAT ARE CAPABLE OF REVERSAL IN THE SUBSEQUENT ACCOUNTING YEAR(S).

9) **RETIREMENT BENEFITS TO EMPLOYEE**

a) **GRATUITY**

THE COMPANY PROVIDES FOR GRATUITY, A DEFINED BENEFIT RETIREMENT PLAN ('THE GRATUITY PLAN') COVERING ELIGIBLE EMPLOYEES. THE GRATUITY PLAN PROVIDES A LUMP-SUM PAYMENT TO VESTED EMPLOYEES AT RETIREMENT, DEATH, INCAPACITATION OR TERMINATION OF EMPLOYMENT, OF AN AMOUNT BASED ON THE RESPECTIVE EMPLOYEE'S SALARY AND THE TENURE OF EMPLOYMENT WITH THE COMPANY. LIABILITIES WITH REGARD TO THE GRATUITY PLAN ARE DETERMINED BY ACTUARIAL VALUATION DONE BY LIC (THE TRUSTEE) AT EACH BALANCE SHEET DATE USING NEW GROUP GRATUITY CASH ACCUMULATION POLICY. THE COMPANY FULLY CONTRIBUTES ALL ASCERTAINED LIABILITIES TO THE LIC GRATUITY FUND TRUST (THE TRUST). THE COMPANY RECOGNIZES THE NET OBLIGATION OF THE GRATUITY PLAN IN THE BALANCE SHEET AS AN ASSET OR LIABILITY, RESPECTIVELY IN ACCORDANCE WITH ACCOUNTING STANDARD (AS) 15, 'EMPLOYEE BENEFITS'.

10) **CASH FLOW STATEMENT**

CASH FLOWS ARE REPORTED USING THE INDIRECT METHOD, WHEREBY PROFIT BEFORE TAX IS ADJUSTED FOR THE EFFECTS OF TRANSACTIONS OF A NON-CASH NATURE, ANY DEFERRALS OR ACCRUALS OF PAST OR FUTURE OPERATING CASH RECEIPTS OR PAYMENTS AND ITEM OF INCOME OR EXPENSES ASSOCIATED WITH INVESTING OR FINANCING CASH FLOWS. THE CASH FLOWS FROM OPERATING, INVESTING AND FINANCING ACTIVITIES OF THE COMPANY ARE SEGREGATED.

11) **PROVISION & CONTINGENT LIABILITIES**

A PROVISION IS RECOGNIZED IF, AS A RESULT OF A PAST EVENT, THE COMPANY HAS A PRESENT LEGAL OBLIGATION THAT CAN BE ESTIMATED RELIABLY, AND IT IS PROBABLE THAT AN OUTFLOW OF ECONOMIC BENEFITS WILL BE REQUIRED TO SETTLE THE OBLIGATION. WHERE NO RELIABLE ESTIMATE CAN BE MADE, A DISCLOSURE IS MADE AS CONTINGENT LIABILITY.


12) **CONTINGENT LIABILITIES**

CONTINGENT LIABILITIES ARE GENERALLY NOT PROVIDED FOR AND ARE DISCLOSED BY WAY OF NOTES TO THE ACCOUNTS.

13) **EARNING PER SHARE**


IN DETERMINING BASIC EARNINGS PER SHARE, THE COMPANY CONSIDERS THE NET PROFIT ATTRIBUTABLE TO EQUITY SHAREHOLDERS. THE NUMBER OF SHARES USED IN COMPUTING BASIC EARNINGS PER SHARE IS THE WEIGHTED AVERAGE NUMBER OF SHARES OUTSTANDING DURING THE PERIOD/YEAR. IN DETERMINING DILUTED EARNINGS PER SHARE, THE NET PROFIT ATTRIBUTABLE TO EQUITY SHAREHOLDERS AND WEIGHTED AVERAGE NUMBER OF SHARES OUTSTANDING DURING THE PERIOD/YEAR ARE ADJUSTED FOR THE EFFECT OF ALL DILUTIVE POTENTIAL EQUITY SHARES.

For Manikaran Power Limited




Director

For Manikaran Power Limited



Director

For Manikaran Power Limited



Company Secretary



MANIKARAN POWER LIMITED
MANIKARAN TOWER, KILBURN COLONY, HINOO, RANCHI-834002

14) INVESTMENT IN SUBSIDIARIES AND ASSOCIATES

A SUBSIDIARY IS AN ENTITY THAT IS CONTROLLED BY THE COMPANY. CONTROL IS THE POWER TO GOVERN THE FINANCIAL AND OPERATING POLICIES OF AN ENTITY SO AS TO OBTAIN BENEFITS FROM ITS ACTIVITIES.

AN ASSOCIATE IS AN ENTITY OVER WHICH THE COMPANY HAS SIGNIFICANT INFLUENCE. SIGNIFICANT INFLUENCE IS THE POWER TO PARTICIPATE IN THE FINANCIAL AND OPERATING POLICY DECISIONS OF THE INVESTEE, BUT IS NOT CONTROL OR JOINT CONTROL OVER THOSE POLICIES.

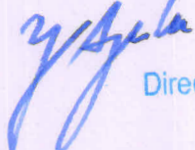
15) USE OF ESTIMATES AND MANAGEMENT JUDGMENTS

THE PREPARATION OF FINANCIAL STATEMENTS IN CONFORMITY WITH GENERALLY ACCEPTED ACCOUNTING PRINCIPLES REQUIRES MANAGEMENT TO MAKE ESTIMATES AND ASSUMPTIONS THAT AFFECT THE REPORTED AMOUNTS OF ASSETS AND LIABILITIES AND DISCLOSURE OF CONTINGENT LIABILITIES AT THE DATE OF THE FINANCIAL STATEMENTS AND THE RESULTS OF OPERATIONS DURING THE REPORTING PERIOD END. ALTHOUGH THESE ESTIMATES ARE BASED UPON MANAGEMENT'S BEST KNOWLEDGE OF CURRENT EVENTS AND ACTIONS, ACTUAL RESULTS COULD DIFFER FROM THESE ESTIMATES. THE ESTIMATES AND UNDERLYING ASSUMPTIONS ARE REVIEWED ON AN ONGOING BASIS. REVISIONS TO ACCOUNTING ESTIMATES ARE RECOGNIZED IN THE PERIOD IN WHICH THE ESTIMATE IS REVISED IF THE REVISION AFFECTS ONLY THAT PERIOD, OR IN THE PERIOD OF THE REVISION AND FUTURE PERIODS IF THE REVISION AFFECTS BOTH CURRENT AND FUTURE PERIODS.

16) SEGMENT REPORTING


SEGMENT REPORTING THE COMPANY IDENTIFIES PRIMARY SEGMENTS BASED ON THE DOMINANT SOURCE, NATURE OF RISKS AND RETURNS AND THE INTERNAL ORGANISATION AND MANAGEMENT STRUCTURE. THE OPERATING SEGMENTS ARE THE SEGMENTS FOR WHICH SEPARATE FINANCIAL INFORMATION IS AVAILABLE AND FOR WHICH OPERATING PROFIT/ LOSS AMOUNTS ARE EVALUATED REGULARLY BY THE MANAGEMENT OF THE COMPANY IN DECIDING HOW TO ALLOCATE RESOURCES AND IN ASSESSING PERFORMANCE. THE ACCOUNTING POLICIES ADOPTED FOR SEGMENT REPORTING ARE IN LINE WITH THE ACCOUNTING STANDARD 17 " SEGMENT REPORTING "WHEREBY SEGMENT REVENUE, SEGMENT EXPENSES, SEGMENT ASSETS AND SEGMENT LIABILITIES HAVE BEEN IDENTIFIED TO SEGMENTS ON THE BASIS OF THEIR RELATIONSHIP TO THE OPERATING ACTIVITIES OF THE SEGMENT. INTER-SEGMENT REVENUE IS ACCOUNTED ON THE BASIS OF COST PLUS MARGINS. REVENUE, EXPENSES, ASSETS AND LIABILITIES WHICH RELATE TO THE COMPANY AS A WHOLE AND ARE NOT ALLOCABLE TO SEGMENTS ON REASONABLE BASIS HAVE BEEN INCLUDED UNDER "UNALLOCATED REVENUE/EXPENSES/ ASSETS/LIABILITIES" RESPECTIVELY.

For Manikaran Power Limited


Director

NAVJEET SINGH KALSI
MANAGING DIRECTOR
DIN:01652039


For Manikaran Power Limited


Director

JASMEET SINGH KALSI
WHOLE TIME DIRECTOR & CFO
DIN:01652115

FOR BOTHRA NIRMAL ASSOCIATES
CHARTERED ACCOUNTANTS


F.R.N.-322103E



SHASHI CHANDRA MISHRA
(PARTNER)
M.No. 077814

DATE: 01 SEP 2021
PLACE: KOLKATA

For Manikaran Power Limited


Company Secretary

MANIKARAN POWER LIMITED
MANIKARAN TOWER, KILBURN COLONY, HINOO, RANCHI-834002

NOTES FORMING PART OF BALANCE SHEET FOR THE YEAR ENDED 31ST MARCH, 2021

NOTE NO.

AMOUNT IN RS

1. A) **SHARE CAPITAL**

PARTICULARS	AS ON 31.03.2021	AS ON 31.03.2020
AUTHORIZED CAPITAL		
40,000,000 EQUITY SHARES OF RS. 10/- EACH. (CY - 40,000,000; PY - 40,000,000 EQUITY SHARES)	40,00,00,000.00	40,00,00,000.00
	40,00,00,000.00	40,00,00,000.00
ISSUED, SUBSCRIBED & FULLY PAID-UP SHARES		
3,43,14,800 EQUITY SHARES OF RS. 10/- EACH, FULLY PAID UP (CY - 3,43,14,800, PY - 3,41,42,800 EQUITY SHARES)	34,31,48,000.00	34,14,28,000.00
TOTAL	34,31,48,000.00	34,14,28,000.00

B) **RECONCILIATION OF NUMBER SHARES AS ON 31.03.2021**

PARTICULARS	AS ON 31.03.2021	AS ON 31.03.2020
	NO.OF SHARES	NO.OF SHARES
OPENING	3,41,42,800.00	3,41,42,800.00
ISSUED DURING THE YEAR	1,72,000.00	-
CLOSING	3,43,14,800.00	3,41,42,800.00

C) **TERMS/RIGHTS ATTACHED TO EQUITY SHARES**

- i) THE COMPANY HAS ONLY ONE CLASS OF EQUITY SHARES HAVING PAR VALUE OF Rs.10/-EACH HOLDER OF EQUITY SHARE IS ENTITLED TO ONE VOTE PER SHARE.
- ii) IN THE EVENT OF LIQUIDATION OF THE COMPANY,THE HOLDERS OF EQUITY SHARES WILL BE ENTITLED TO RECEIVE THE REMAINING ASSETS OF THE COMPANY,AFTER DISTRIBUTION OF ALL PREFERENTIAL AMOUNTS.THE DISTRIBUTION WILL BE IN PROPORTION TO THE NUMBER OF EQUITY SHARES HELD BY THE SHAREHOLDERS.

D) **DETAIL OF SHAREHOLDERS HOLDING MORE THAN 5% SHARE IN THE COMPANY**

PARTICULARS	AS ON 31.03.2021		AS ON 31.03.2020	
	NO. OF SHARES	% OF HOLDING	NO. OF SHARES	% OF HOLDING
NAVJEET SINGH KALSI	1,21,12,230.00	35.30%	1,21,12,230.00	35.48%
JASMEET SINGH KALSI	1,22,05,000.00	35.57%	1,22,05,000.00	35.75%
MANIKARAN POWER SYSTEMS LTD	43,44,990.00	12.66%	43,44,990.00	12.73%
MANIKARAN UTILITY SERVICES COMPANY LTD	21,17,660.00	6.17%	21,17,660.00	6.20%
	3,07,79,880.00	89.70%	3,07,79,880.00	90.15%

2. **RESERVES & SURPLUS**

PARTICULARS	AS ON 31.03.2021		AS ON 31.03.2020	
SECURITIES PREMIUM RESERVE				
AS PER LAST BALANCE SHEET	14,54,64,000.00		14,54,64,000.00	
ADD:ADDITION DURING THE YEAR	16,34,000.00	14,70,98,000.00	-	14,54,64,000.00
SURPLUS (PROFIT & LOSS ACCOUNT)				
BALANCE BROUGHT FORWARD FROM PREVIOUS YEAR	35,89,34,760.11		17,95,04,475.91	
ADD: PROFIT FOR THE PERIOD	18,22,12,682.47		17,94,30,284.20	
LESS: PRIOR PERIOD ADJUSTMENT	-	54,11,47,442.58	-	35,89,34,760.11
TOTAL		68,82,45,442.58		50,43,98,760.11

LONG TERM BORROWING

PARTICULARS	AS ON 31.03.2021	AS ON 31.03.2020
HDFCS CAR LOAN	12,75,647.34	-
TOTAL	12,75,647.34	-

For Manikaran Power Limited

[Signature]
Director



For Manikaran Power Limited

[Signature]
Director

MANIKARAN POWER LIMITED
MANIKARAN TOWER, KILBURN COLONY, HINOO, RANCHI-834002

TERM LOAN FROM BANK:

Car Loan of Rs. 12,75,647.34/- (P.Y. NIL) from HDFC Bank Ltd is repayable in 60 equal monthly installments of Rs. 39662 /- each commencing from July.2020. Last Installments due in July,2025

4. **OTHER LONG TERM LIABILITIES**

PARTICULARS	AS ON 31.03.2021	AS ON 31.03.2020
SECURITY DEPOSIT	3,01,17,967.00	68,60,58,280.73
TOTAL	3,01,17,967.00	68,60,58,280.73

5. **SHORT TERM BORROWINGS**

PARTICULARS	AS ON 31.03.2021		AS ON 31.03.2020	
	SECURED	UNSECURED	SECURED	UNSECURED
BANK OVERDRAFT(SECURED)	-	-	-	-
CASH CREDIT((SECURED)	-	-	-	-
FROM OTHERS	-	-	-	12,93,72,404.52
TOTAL	-	-	-	12,93,72,404.52

6. **TRADE PAYABLES**

PARTICULARS	AS ON 31.03.2021	AS ON 31.03.2020
SUNDRY CREDITORS FOR SUPPLIES	68,99,52,507.02	2,18,47,80,717.39
SUNDRY CREDITORS FOR SERVICES	6,05,81,964.52	10,53,63,576.57
TOTAL	75,05,34,471.54	2,29,01,44,293.96

7. **OTHER CURRENT LIABILITIES**

PARTICULARS	AS ON 31.03.2021	AS ON 31.03.2020
STATUTORY DUES	1,64,38,845.79	7,59,36,898.14
CURRENT MATURITY OF LOAN	3,02,821.35	-
ADVANCE FROM CUSTOMERS	1,68,32,89,279.94	44,79,77,321.70
RENT RECEIVED IN ADVANCE	4,00,24,590.81	1,34,31,738.12
DMRC TENENT SECURITY MONEY	1,16,47,167.00	95,49,092.00
LIABILITY FOR EXPENSES	3,02,96,221.96	8,63,27,645.54
OTHER LIABILITIES	23,14,146.16	66,55,766.05
TOTAL	1,78,43,13,073.01	63,98,78,461.55

8. **SHORT TERM LIABILITIES**

PARTICULARS	AS ON 31.03.2021	AS ON 31.03.2020
PROVISION FOR INCOME TAX	6,75,77,683.00	6,39,56,551.00
TOTAL	6,75,77,683.00	6,39,56,551.00


9. **FIXED ASSETS**

-AS PER SEPARATE SHEET ATTACHED.

10. **LONG TERM LOANS AND ADVANCES**


PARTICULARS	AS ON 31.03.2021	AS ON 31.03.2020
CAPITAL ADVANCES (UNSECURED, CONSIDERED GOOD)	-	17,67,97,000.00
SECURITY DEPOSITE	3,92,04,820.74	3,72,44,309.74
TOTAL	3,92,04,820.74	21,40,41,309.74

For Manikaran Power Limited


Director



For Manikaran Power Limited


Director

MANIKARAN POWER LIMITED
MANIKARAN TOWER, KILBURN COLONY, HINOO, RANCHI-834002

11. A) SHORT TERM INVESTMENTS

PARTICULARS	AS ON 31.03.2021	AS ON 31.03.2020
<u>INVESTMENTS IN SHARES - UNQUOTED</u>		
<u>INVESTMENTS IN ASSOCIATES</u>		
MANIKARAN RENEWABLES LIMITED (C.Y. NIL (P.Y. 290000) SHARES, FACE VALUE OF Rs. 10)	-	29,00,000.00
50 HERTZ ENERGY PRIVATE LIMITED (C.Y. 9,99,900 (P.Y. 9,99,900) SHARES, FACE VALUE OF Rs. 10)	99,99,000.00	99,99,000.00
<u>INVESTMENT IN SUBSIDIARY</u>		
SOUTH ASIAN ENERGY EXCHANGE LTD (C.Y. 500000 (P.Y. 500000) SHARES, FACE VALUE OF Rs. 10)	50,00,000.00	50,00,000.00
MANIKARAN HYDRO PVT. LTD. (C.Y. 9900 (P.Y. NIL) SHARES, FACE VALUE OF Rs. 10)	99,000.00	-
<u>INVESTMENT IN FOREIGN SUBSIDIARY</u>		
MANIKARAN ENERGY PTE LTD. (C.Y. 1000 (P.Y. NIL) SHARES, FACE VALUE OF SGD 2 EACH)	1,11,045.00	-
<u>INVESTMENT IN OTHERS</u>		
MANIKARAN ANALYTICS LIMITED (C.Y. 4000 (P.Y. 4000) SHARES, FACE VALUE OF Rs. 10)	40,000.00	40,000.00
MANIKARAN POWER SYSTEMS LIMITED (C.Y. NIL (P.Y. 260500) SHARE, FACE VALUE OF Rs. 10)	-	2,60,50,000.00
VAP TECHNOLOGY PVT. LTD (4800 (P.Y. 4800) SHARES, FACEVALUE OF RS. 10)	4,80,000.00	4,80,000.00
PRANURJA SOLUTIONS LIMITED (C.Y. 1,75,00,000 (P.Y. NIL) SHARES, FACE VALUE OF Rs. 1)	1,75,00,000.00	-
AXIS LIQUID FUND COLLECTION (8,852.683 UNITS , NAV AS ON 31.03.2021 -Rs. 2,284.5534, MV - Rs 2,02,24,427.05 /-)	1,99,99,000.05	1,00,00,00,000.00
INVESTMENT IN JV#	-	13,60,568.12
TOTAL	5,32,28,045.05	1,04,58,29,568.12


B) #DETAILS OF INVESTMENT IN CAPITAL OF JOINT VENTURE (JV)

PARTICULARS	TOTAL CAPITAL		PROFIT SHARING RATIO	
	AS ON 31.03.2021	AS ON 31.03.2020	AS ON 31.03.2021	AS ON 31.03.2020
i) M/S MANIKARAN NEO METAL J.V.				
MANIKARAN POWER LTD	-	13,60,568.12	0%	50%
NEOMEATL LIMITED			0%	50%

12. TRADE RECEIVABLES


PARTICULARS	AS ON 31.03.2021	AS ON 31.03.2020
<u>OUTSTANDING FOR MORE THAN SIX MONTHS</u>		
UNSECURED, CONSIDERED GOOD :	35,57,032.92	5,65,02,990.81
<u>OTHERS</u>		
UNSECURED, CONSIDERED GOOD :	72,11,18,088.57	2,40,53,97,225.07
TOTAL	72,46,75,121.49	2,46,19,00,215.88

For Manikaran Power Limited


Director



For Manikaran Power Limited


Director

MANIKARAN POWER LIMITED
MANIKARAN TOWER, KILBURN COLONY, HINOO, RANCHI-834002

13. **CASH & CASH EQUIVALENT**

PARTICULARS	AS ON 31.03.2021	AS ON 31.03.2020
CASH-IN-HAND		
CASH BALANCE (AS CERTIFIED BY THE MANAGEMENT)	18,12,973.00	4,61,948.00
Sub Total (A)	18,12,973.00	4,61,948.00
BANK BALANCE		
IN CURRENT A/C	1,62,18,64,586.03	12,79,98,504.43
IN FIXED DEPOSITE	51,09,16,695.00	16,75,26,080.00
Sub Total (B)	2,13,27,81,281.03	29,55,24,584.43
CHEQUES ON HAND		
Sub Total (C)	10,00,000.00	-
	10,00,000.00	-
Total [A + B + C]	2,13,55,94,254.03	29,59,86,532.43


NOTES:

- 1) Fixed Deposits amounting to Rs 5,00,00,0000/ (PY - 5,00,00,0000) having maturity period more than 12 months is kept as lien against overdraft facility from State Bank of India.
- 2) FD amounting to Rs.46,09,16,695/- (PY 11,75,26,080/-) has been kept as lien against BG from State Bank of India.

14. **SHORT TERMS LOANS AND ADVANCES**


PARTICULARS	AS ON 31.03.2021	AS ON 31.03.2020
ADVANCE TO RELATED PARTIES (UNSECURED, CONSIDERED GOOD) (ADVANCE RECOVERABLE IN CASH OR IN KIND)	48,91,688.11	2,71,29,358.64
OTHER ADVANCES		
BALANCE WITH REVENUE AUTHORITY	16,39,77,573.50	12,16,20,856.18
SECURITY DEPOSITE	5,84,94,236.30	1,48,99,342.58
PREPAID RENT	87,74,488.70	2,56,12,900.39
ACCRUED INCOME	74,02,443.10	1,27,69,604.25
ADVANC TO PARTY	10,03,56,730.30	13,45,75,187.29
OTHERS	51,05,733.98	27,84,745.17
TOTAL	34,90,02,893.99	33,93,91,994.50

For Manikaran Power Limited


Director



For Manikaran Power Limited


Director

MANIKARAN POWER LIMITED
MANIKARAN TOWER, KILBURN COLONY, HINOO, RANCHI-834002

NOTE
NO.

NOTES FORMING PART OF THE STATEMENT OF PROFIT & LOSS FOR THE PERIOD ENDED
31ST MARCH, 2021

AMOUNT IN RS

15. A REVENUE FROM OPERATIONS

PARTICULARS	FOR THE PERIOD ENDED 31.03.2021	FOR THE PERIOD ENDED 31.03.2020
SALES OF PRODUCT	34,15,30,52,585.36	36,18,33,75,044.25
MEMBERS FACILITATION CHARGES	55,83,204.50	66,75,899.05
ANNUAL SUBSCRIPTION FEES	2,94,73,000.00	4,56,80,000.00
OTHER OPERATING REVENUE	24,06,06,048.89	8,71,03,080.32
PROCESSING/CONSULTANCY FEES	1,00,01,666.14	1,39,98,516.49
TOTAL	34,43,87,16,504.89	36,33,68,32,540.11

B) DETAILS OF PRODUCT SOLD

PARTICULARS	FOR THE PERIOD ENDED 31.03.2021	FOR THE PERIOD ENDED 31.03.2020
ENERGY	31,09,61,58,201.73	29,39,24,20,622.61
REC/RPO	24,61,98,870.00	3,72,86,64,440.00
SALES TOLLING	-	70,49,86,318.90
NATURAL GAS	2,76,30,500.00	-
COAL	2,78,30,65,013.63	2,35,73,03,662.74
TOTAL	34,15,30,52,585.36	36,18,33,75,044.25


C) OTHER OPERATING REVENUE

PARTICULARS	FOR THE PERIOD ENDED 31.03.2021	FOR THE PERIOD ENDED 31.03.2020
RENT	11,82,83,866.07	6,69,66,025.32
CONSULTANCY FEE	-	14,45,000.00
STEVEDORING CHARGES RECEIVED	1,82,30,031.80	-
SURCHARGE ON LATE PAYMENT	6,55,20,093.98	-
OTHER OPERATING BILATERAL INCOME	3,85,72,057.04	1,86,92,055.00
TOTAL	24,06,06,048.89	8,71,03,080.32

16. OTHER INCOME

PARTICULARS	FOR THE PERIOD ENDED 31.03.2021	FOR THE PERIOD ENDED 31.03.2020
INTEREST ON FDR'S (TDS Rs. 8,35,503/- PY Rs.7,51,980/-)	1,10,15,990.00	75,19,768.00
SHORT TERM CAPITAL GAIN	3,32,03,633.25	2,61,93,890.05
LONG TERM CAPITAL GAIN	39,64,810.00	-
OTHER RECEIPTS	13,21,195.40	1,23,59,797.06
TOTAL	4,95,05,628.65	4,60,73,455.11

For Manikaran Power Limited


Director



For Manikaran Power Limited


Director

MANIKARAN POWER LIMITED
MANIKARAN TOWER, KILBURN COLONY, HINOO, RANCHI-834002

NOTE
NO.

NOTES FORMING PART OF THE STATEMENT OF PROFIT & LOSS FOR THE PERIOD ENDED
31ST MARCH, 2021

AMOUNT IN RS

17. DETAILS OF PURCHASE OF STOCK IN TRADE

PARTICULARS	FOR THE PERIOD ENDED 31.03.2021	FOR THE PERIOD ENDED 31.03.2020
ENERGY	30,02,02,09,525.60	28,51,19,66,906.57
REC/RPO	24,61,98,870.00	3,72,86,64,440.00
NATURAL GAS	2,76,30,500.00	-
COAL	2,54,26,64,218.97	2,11,48,27,716.86
TOTAL	32,83,67,03,114.57	34,35,54,59,063.43

18. OPERATING EXPENSES

PARTICULARS	FOR THE PERIOD ENDED 31.03.2021	FOR THE PERIOD ENDED 31.03.2020
CONSUMPTION OF COAL	35,14,713.19	51,87,60,036.10
TOLLING CHARGES	-	5,23,98,907.00
TOLLING - OPEN ACCESS CHARGES	-	9,35,36,399.15
OPEN ACCESS CHARGES	70,01,08,124.62	55,97,26,193.89
OTHER EXPENSES FOR COAL	6,84,06,141.32	4,83,81,124.95
ANNUAL SUBSCRIPTION CHARGES	2,91,33,000.00	4,56,80,000.00
PROFESSIONAL CHARGES - EXCHANGES	47,59,020.00	-
TOTAL	80,59,20,999.13	1,31,84,82,661.09

19. EMPLOYMENT BENEFIT EXPENSES

PARTICULARS	FOR THE PERIOD ENDED 31.03.2021	FOR THE PERIOD ENDED 31.03.2020
SALARY	18,96,34,170.00	11,48,10,044.00
STAFF WELFARE	49,59,239.72	42,92,102.28
TOTAL	19,45,93,409.72	11,91,02,146.28


20. FINANCIAL COST

PARTICULARS	FOR THE PERIOD ENDED 31.03.2021	FOR THE PERIOD ENDED 31.03.2020
INTEREST EXPENSES	17,77,876.36	56,99,485.44
OTHER BORROWING COST	42,82,111.61	90,83,199.49
TOTAL	60,59,987.97	1,47,82,684.93

21. DEPRECIATION & AMORTISED COST


PARTICULARS	FOR THE PERIOD ENDED 31.03.2021	FOR THE PERIOD ENDED 31.03.2020
DEPRECIATION	6,23,08,773.18	2,78,83,819.68
TOTAL	6,23,08,773.18	2,78,83,819.68

For Manikaran Power Limited


Director



For Manikaran Power Limited


Director

MANIKARAN POWER LIMITED
MANIKARAN TOWER, KILBURN COLONY, HINOO, RANCHI-834002

NOTE
NO.


NOTES FORMING PART OF THE STATEMENT OF PROFIT & LOSS FOR THE PERIOD ENDED
31ST MARCH, 2021

AMOUNT IN RS

22. EXPENSES


PARTICULARS	FOR THE PERIOD ENDED 31.03.2021	FOR THE PERIOD ENDED 31.03.2020
<u>OFFICE/ADMINISTRATIVE EXPENSES</u>		
- STATUTORY AUDIT	60,000.00	60,000.00
- TAX AUDIT	40,000.00	40,000.00
- AUDIT FEE FOR CFS	11,800.00	10,000.00
- GST AUDIT FEE	2,67,000.00	-
-STOCK AUDIT	-	35,400.00
- AUDITORS EXPENSES	2,900.00	10,100.00
ADVERTISEMENT	3,64,23,383.51	3,00,38,647.86
BANK CHARGES	1,38,68,223.89	1,58,77,937.62
BOARDING & LODGING EXPENSES	9,58,213.39	26,91,452.90
BROKERAGE CHARGE	40,37,195.00	60,77,622.00
BUSINESS PROMOTION	77,94,099.93	27,48,993.43
CAR EXPENSES	8,94,824.55	11,30,616.01
CORPORATE RESPONSIBILITY EXPESES	33,10,000.00	14,85,000.00
CONSULTANCY FEES	7,88,05,838.60	6,21,31,560.00
ELECTRICITY CHARGES	72,98,586.95	1,09,06,289.58
DEVELOPMENT COST (SEE NOTE NO. 33)	3,57,10,783.17	-
FOODING EXPENSES	44,18,358.07	38,37,473.11
FUEL & OIL EXPENSES	9,45,483.81	11,53,594.02
LEGAL EXPENSES	45,05,620.00	49,95,575.66
STAFF GUEST HOUSE MAINTENANCE	15,07,481.36	16,14,345.77
INTEREST ON OPEN ACCESS CHARGES	36,13,876.67	84,27,885.50
LIAISONING CHARGES	9,56,718.00	6,34,500.00
MANPOWER EXPENSES	89,18,379.69	29,97,191.00
MEMBERSHIP FEES	65,12,620.00	99,48,308.00
OFFICE MAINTENANCE	51,06,028.93	6,84,236.09
OTHER MISC. EXPENSES	2,36,65,937.69	2,41,74,044.84
RENT	8,14,24,907.68	7,47,80,068.74
RATES AND TAXES	4,44,669.00	1,21,49,484.00
REPAIR & MAINTENANCE	31,39,804.14	17,31,649.98
SERVER & SOFT. MAINTENANCE	4,49,154.81	2,82,924.97
TELEPHONE EXPENSES	12,85,017.50	13,29,271.35
TRAVELLING EXPENSES	35,73,540.61	2,30,67,404.51
TOTAL	33,99,50,446.95	30,50,51,576.94

For Manikaran Power Limited


Director



For Manikaran Power Limited


Director

MANIKARAN POWER LIMITED
MANIKARAN TOWER, KILBURN COLONY, HINOO, RANCHI-834002

NOTES TO FINANCIAL STATEMENT FOR THE YEAR ENDED 31ST MARCH, 2021

23.	<u>CALCULATION OF EARNING PER SHARE</u>	(Figures in Rs.)	(Figures in Rs.)
	<u>PARTICULARS</u>	<u>31.03.2021</u>	<u>31.03.2020</u>
	NET PROFIT AS PER STATEMENT OF PROFIT & LOSS	18,22,12,682	17,94,30,284.20
	PROFIT AVAILABLE TO EQ. SHAREHOLDERS	18,22,12,682	17,94,30,284.20
		<u>NO.</u>	<u>NO.</u>
	<u>NO OF EQUITY SHARES (FACE VALUE RS.10/-)</u>		
	AT THE BEGINNING OF THE YEAR	3,41,42,800	3,41,42,800
	AT THE END OF THE PERIOD	3,43,14,800	3,41,42,800
	<u>WEIGHTED AVERAGE OF NO.OF SHARES</u>		
	FROM OPENING	3,41,42,800	3,41,42,800
	FROM ADDTION	942	-
		3,41,43,742	3,41,42,800
	<u>EARNING PER SHARE</u>	Rs. P.	Rs. P.
A)	BASIC	5.34	5.26
B)	DILLUTED	5.34	5.26

20. **DEFERRED TAXES (AS- 22)**
 THE COMPANY HAS ACCOUNTED FOR DEFERRED TAX AS PER ACCOUNTING STANDARD 22, ISSUED BY THE INSTITUTE OF CHARTERED ACCOUNTANTS OF INDIA. DEFERRED TAX FOR THE PREVIOUS YEAR HAS BEEN ACCOUNTED FOR IN THIS YEAR. THE DEFERRED TAX EXPENSES AND INCOME HAVE BEEN RECOGNIZED AND ADJUSTED BY PROVIDING DEFERRED TAX LIABILITY AS UNDER :-

	<u>PARTICULARS</u>	<u>31.03.2021</u>	<u>31.03.2020</u>
		<u>Amount (In Rs.)</u>	<u>Amount (In Rs.)</u>
	TIMING DIFFERENCES IN TAXABLE & ACCOUNTING PROFIT	(2,29,93,409)	(40,21,982)
	AMOUNT OF DEFERRED TAX (ASSET)/LIABILITY CREATED	(71,04,963)	(12,42,792)
	OPENING BALANCE OF DEFERRED TAX (ASSETS)/LIABILITY	(42,15,022)	(29,72,230)
	CLOSING DEFERRED TAX (ASSET)/LIABILITY	(1,13,19,985)	(42,15,022)

21.	<u>FOREIGN CURRENCY TRANSACTIONS:</u>	<u>31.03.2021</u>	<u>31.03.2020</u>
	<u>PARTICULARS</u>	<u>Amount (In Rs.)</u>	<u>Amount (In Rs.)</u>
	(I) EARNINGS IN FOREIGN CURRENCY	Nil	Nil
	(II) EXPENDITURES IN FOREIGN CURRENCY	5,77,86,650	25,06,063

22. **THE RELATED PARTY DISCLOSURE.**
 RELATED PARTY DISCLOSURE AS IDENTIFIED BY THE MANAGEMENT IN ACCORDANCE WITH THE ACCOUNTING STANDARD - 18 ISSUED BY THE INSTITUTE OF CHARTERED ACCOUNTANTS OF INDIA.

KEY MANAGEMENT PERSONS

<u>NAME OF PARTIES</u>	<u>RELATION</u>	<u>DETAIL OF TRANSACTION</u>	<u>AMOUNT OF TRANSACTION AS ON 31.03.2021</u>	<u>AMOUNT OF TRANSACTION AS ON 31.03.2020</u>
SHRI NAVJEET SINGH KALSI	KMP	DIRECTOR'S REMUNERATION	1,98,00,000.00	85,05,000.00
		KEY MEN INSURANCE	25,00,000.00	25,00,000.00
		RENT	-	4,62,000.00
SHRI JASMEET SINGH KALSI	KMP	DIRECTOR'S REMUNERATION	1,98,00,000.00	85,05,000.00
		KEY MEN INSURANCE	25,00,000.00	25,00,000.00
		RENT	-	4,62,000.00
SMT. AMRITA KALSI	KMP	DIRECTOR'S REMUNERATION	1,50,00,000.00	30,00,000.00
		KEY MEN INSURANCE	25,00,000.00	25,00,000.00

For Manikaran Power Limited

[Signature]
 Director



For Manikaran Power Limited

[Signature]
 Director


MANIKARAN POWER LIMITED
MANIKARAN TOWER, KILBURN COLONY, HINOO, RANCHI-834002

SMT. JAGJYOT KAUR	KMP	DIRECTOR'S REMUNERATION	1,50,00,000.00	30,00,000.00
		KEY MEN INSURANCE	25,00,000.00	25,00,000.00
PRAVIN LEE ABRAHAM	KMP	ISSUE OF SWEAT EQUITY	33,54,000.00	-


ASSOCIATES & SUBSIDIARY

<u>NAME OF PARTIES</u>	<u>RELATION</u>	<u>DETAIL OF TRANSACTION</u>	<u>AMOUNT OF TRANSACTION AS ON 31.03.2021</u>	<u>AMOUNT OF TRANSACTION AS ON 31.03.2020</u>
D S CONSULTANTS	ASSOCIATES	PROFESSIONAL CHARGES	59,89,013.00	45,17,640.00
		PAYMENT AGAINST FEE	65,34,454.43	40,13,640.00
MANIKARAN FINVEST CONSULTANCY SERVICES LIMITED	ASSOCIATES	CONSULTANCY FEE	-	21,60,000.00
		RENT INCOME	6,06,492.00	3,23,804.00
		RECEIPT AGAINST RENT INCOME	9,30,296.00	29,983.00
		ADVANCE REFUNDED (NET)	91,47,317.70	85,934.73
KALSI BUILDCON PVT. LTD.	ASSOCIATES	ADVANCE REFUNDED (NET)	-	1,78,93,536.20
MANIKARAN UTILITY SERVICES COMPANY LTD	ASSOCIATES	MAN POWER EXP.	1,03,89,910.00	34,76,739.00
		RENT INCOME	6,89,344.00	3,68,039.00
		ADVANCE TAKEN (NET)	21,15,706.00	-
		REFUND OF ADVANCE GIVEN	-	40,71,215.37
MANIKARAN ANALYTICS LTD.	ASSOCIATES	RENT (INCOME)	45,39,393.00	29,63,403.00
		RECEIPT AGAINST RENT INCOME	61,89,728.00	14,23,401.00
		REFUND OF ADVANCE GIVEN	99,75,473.14	-
		CONSULTANCY FEE	-	-
		ADVANCE GIVEN (NET)	-	29,95,710.84
MANIKARAN POWER SYSTEMS LTD.	ASSOCIATES	REFUND OF ADVANCE TAKEN	3,23,668.64	-
		REFUND OF ADVANCE GIVEN (NET)	-	47,29,838.89
		RENT INCOME	6,15,056.00	3,28,376.00
		RECEIPT AGAINST RENT INCOME	13,81,301.50	3,28,376.00
MANIKARAN RENEWABLES LIMITED	ASSOCIATES	REFUND OF ADVANCE GIVEN (NET)	2,56,93,066.16	39,02,342.60
		RENT (INCOME)	14,82,862.00	10,43,357.00
		RECEIPT AGAINST RENT INCOME	31,14,881.20	79,694.00

For Manikaran Power Limited


Director

For Manikaran Power Limited


Director



MANIKARAN POWER LIMITED
MANIKARAN TOWER, KILBURN COLONY, HINOO, RANCHI-834002

50 HERTZ ENERGY PVT. LTD.	ASSOCIATES	INVESTMENT IN SHARES	-	99,99,000.00
		ADVANCE GIVEN (NET)	-	55,602.37
		REFUND OF ADVANCE GIVEN (NET)	76,43,043.37	55,602.37
MANIKARAN ENERGY PTE LIMITED	FOREIGN SUSIDIARY	INVESTMENT IN SHARES	1,11,045.00	-
SOUTH ASIAN ENERGY EXCHANGE LTD.	SUBSIDIARY	ADVANCE GIVEN (NET)	-	31,15,711.06
MANIKARAN HYDRO PVT. LTD.	SUBSIDIARY	INVESTMENT IN SHARES	99,000.00	-
MANIKARAN LITHIUM PVT. LTD.	ASSOCIATES	ADVANCE GIVEN (NET)	-	19,700.00
POWERSOLE CONSULTANTS	ASSOCIATES	PROFESSIONAL CHARGES	59,89,013.00	45,17,640.00
		PAYMENT AGAINST FEE	65,34,454.43	40,13,640.00

B) CLOSING BALANCE IN CONCERNED ACCOUNT

PARTICULARS	31.03.2021	31.03.2020
D. S. CONSULTANTS	633076.41 (Dr.)	87634.98 (Dr.)
MANIKARAN FINVEST CONSULTANCY SERVICED LTD.	-	9471121.70 (Dr.)
MANIKARAN UTILITY SERVICE COMPANY LTD.	2629427.26 (Cr.)	4186016.23 (Dr.)
MANIKARAN ANALYTICS LIMITED	7058847.04 (Dr.)	18684655.18 (Dr.)
MANIKARAN POWER SYSTEMS LTD.	437869.50 (Cr.)	4707.36 (Cr.)
MANIKARAN RENEWABLES LTD.	40790.40 (Dr.)	21210875.76 (Dr.)
SOUTH ASIAN ENERGY EXCHANGE LTD.	3565044.89 (Dr.)	3565044.89 (Dr.)
MANIKARAN LITHIUM PVT. LTD.	19700 (Dr.)	19700 (Dr.)
50 HERTZ ENERGY PVT. LTD.	-	55602.37 (Dr.)
POWERSOL CONSULTANTS	633076.41 (Dr.)	3822519.84 (Dr.)

23. ADDITIONAL DISCLOSURE

	31.03.2021	31.03.2020
(I) AUDITOR'S REMUNERATIONS		
- STATUTORY AUDIT	60,000.00	60,000.00
- TAX AUDIT	40,000.00	40,000.00
- AUDIT FEE FOR CFS	11,800.00	10,000.00
- SPECIAL AUDIT	2,67,000.00	-
- REIMBURSEMENT	2,900.00	-
- STOCK AUDIT	-	35,400.00
	3,81,700.00	1,45,400.00
(II) DIRECTORS' REMUNERATION	6,96,00,000.00	2,30,10,000.00

24. BALANCE CONFIRMATION


THE BALANCES SHOWN IN FINANCIAL STATEMENTS AS RECEIVABLE OR PAYABLE ARE SUBJECT TO WRITTEN CONFIRMATION FROM

25. CONTINGENT LIABILITIES


CONTINGENT LIABILITY WITH RESPECT TO BANK GUARANTEE GIVEN.

SL. NO.	IN FAVOUR OF	AMOUNT AS ON 31ST MARCH, 2021	AMOUNT AS ON 31ST MARCH, 2020
1.	ADANI ELECTRICITY MUMBAI LIMITED	20,00,000.00	20,00,000.00
2.	AUROBINDO PHARMA LIMITED	55,00,000.00	-

For Manikaran Power Limited


Director

For Manikaran Power Limited


Director



MANIKARAN POWER LIMITED
MANIKARAN TOWER, KILBURN COLONY, HINOO, RANCHI-834002

3.	BIRLA CARBON INDIA PVT LTD	20,59,200.00	-
4.	BEST	-	-
5.	BIHAR STATE POWER (HOLDING) CO LTD	-	-
6.	BSES RAJDHANI POWER LIMITED	5,00,000.00	3,29,25,000.00
7.	CHHATTISGARH STATE POWER DISTRIBUTION COMPANY LIMITED	-	-
8.	CHIEF ENGINEER (RUVNL), JAIPUR	46,79,89,500.00	-
9.	CHIEF ENGINEER/ PPP	-	3,37,00,000.00
10.	DELHI METRO RAIL CORPORATION	7,24,49,858.00	4,95,08,129.00
11.	EON KHARADI INFRASTRUCTURE PVT LTD	72,00,000.00	-
12.	EXECUTIVE ENGINEER (HQ) UPCL	-	21,40,000.00
13.	GUJARAT URJA VIKAS NIGAM LIMITED	81,70,000.00	-
14.	HARYANA POWER PURCHASE CENTRE	1,73,82,000.00	-
15.	HEAD POWER PROCUREMENT	-	30,46,125.00
16.	INDIAN ENERGY EXCHANGE LIMITED	2,50,00,000.00	2,50,00,000.00
17.	JAWAHARLAL NEHRU PORT TRUST ADMINISTRATIVE BUILDING	34,00,000.00	-
18.	KRC INFRASTRUCTURE AND PROJECTS PRIVATE LIMITED	3,60,000.00	-
19.	LANCO THERMAL POWER LIMITED	6,67,00,000.00	-
20.	LAXMIPATI BALAJI SUPPLY CHAIN MANAGEMENT LTD.	3,65,000.00	-
21.	MAHARASHTRA STATE ELECTRICITY DISTRIBUTION COMPANY LIMITED	-	-
22.	NATIONAL HIGH SPEED RAIL CORPO	-	3,19,33,080.00
23.	OFFICE OF GENERAL MANAGER (COM)	-	2,73,00,000.00
24.	PUNJAB STATE POWER CORPORATION LTD	10,23,21,400.00	25,00,000.00
25.	RANCHI SMART CITY CORPORATION LIMITED	2,73,62,295.00	-
26.	SR ACCOUNTS OFFICER (BANKING)	10,59,25,000.00	7,60,30,000.00
27.	TAMILNADU GENERATION AND DISTRIBUTION CORPORATION LIMITED	47,50,000.00	-
28.	THE TATA POWER COMPANY LIMITED	10,00,000.00	-
29.	TATA POWER DELHI DISTRIBUTION	-	8,75,000.00
30.	THE FA AND CCA/ TSPCC/ VIDYUT SO	-	6,87,50,000.00
31.	THE SECRETARY KERALA STATE EL	-	5,00,000.00
32.	THE TAMILNADU GENERATION AND DISTRIBUTION CORP LTD	-	-
33.	UP POWER CORPORATION LUCKNOW	19,37,500.00	1,62,62,500.00
	TOTAL	92,23,71,753.00	37,24,69,834.00

26. EMPLOYEE BENEFITS

- A) SHORT TERM EMPLOYEE BENEFITS (i.e. BENEFITS PAYABLE WITHIN ONE YEAR) ARE RECOGNISED IN THE PERIOD IN WHICH THE SERVICES ARE RENDERED.
- B) POST EMPLOYMENT BENEFITS SUCH AS GRATUITY OF Rs. 14,09,609/- IS RECOGNISED IN THE BOOKS AS PER ACTUARIAL VALUATION DONE BY THE ACTUARIAL VALUER FOR CURRENT FINANCIAL YEAR.
27. THE AMOUNT OF SALES UNDER BILETARAL TRANSACTION UNDER SALE OF PRODUCT INCLUDES AN AMOUNT OF RS. 1,08,26,96,610 (P. Y. RS. 3,81,37,17,665.5) BEING TURNOVER ON BEHALF OF THE CLIENTS DONE UNDER BILATERAL BANKING ARRANGMENT. FURTHER PURCHASE OF STOCK IN TRADE ALSO INCLUDE AN AMOUNT OF RS. 1,08,26,96,610 (P. Y. .RS. 3,81,37,17,665.5) BEING PURCHASE ON BEHALF OF CLIENTS DONE UNDER BILATERAL BANKING ARRANGMENT.
28. THE AMOUNT OF SALE OF PRODUCT UNDER REC TRADE FOR RS. 24,61,98,870.00 (P.Y. RS. 3,72,86,64,440.00) BEING TURNOVER ON BEHALF OF THE CLIENTS DONE ON THE ELECTRICITY EXCHANGE PLATFORMS . FURTHER PURCHASE OF STOCK IN TRADE ALSO INCLUDE AN AMOUNT OF RS. 24,61,98,870.00 (P.Y. RS. 3,72,86,64,440.00) BEING PURCHASE ON BEHALF OF CLIENTS DONE ON ELECTRICITY EXCHANGE PLATFORMS.
29. THE AMOUNT OF SALE OF PRODUCT UNDER NATURAL GAS TRADE FOR RS. 2,76,30,500.00 (P.Y. RS. NIL) BEING TURNOVER ON BEHALF OF THE CLIENTS DONE ON THE GAS EXCHANGE PLATFORM . FURTHER PURCHASE OF STOCK IN TRADE ALSO INCLUDE AN AMOUNT OF RS. 2,76,30,500.00 (P.Y. RS. NIL) BEING PURCHASE ON BEHALF OF CLIENTS DONE ON GAS EXCHANGE PLATFORM.
30. THE COMPANY HOLDS 98.04% OF EQUITY SHARES IN SOUTH ASIAN ENERGY EXCHANGE LIMITED, BEING SUBSIDIARY OF THE COMPANY. SEPERATE FINANCIAL STATEMENT HAS BEEN PREPARED FOR THE SUBSIDIARY COMPANY VIZ. SOUTH ASIAN ENERGY EXCHANGE LIMITED. SOUTH ASIAN ENERGY EXCHANGE LIMITED IS INCORPORATED AS LIMITED COMPANY UNDER THE COMPANIES ACT 2013.

INVESTMENT IN SUBSIDIARY

NAME :- SOUTH ASIAN ENERGY EXCHANGE LIMITED
 INCORPORATION COUNTRY :- INDIA
 HOLDING % :- 98.04%



For Manikaran Power Limited

[Signature]
 Director

For Manikaran Power Limited

[Signature]
 Director

MANIKARAN POWER LIMITED
MANIKARAN TOWER, KILBURN COLONY, HINOO, RANCHI-834002

31. THE COMPANY HOLDS 99% OF EQUITY SHARES IN MANIKARAN HYDRO PRIVATE LIMITED, BEING SUBSIDIARY OF THE COMPANY. SEPERATE FINANCIAL STATEMENT HAS BEEN PREPARED FOR THE SUBSIDIARY COMPANY VIZ. MANIKARAN HYDRO PRIVATE LIMITED. MANIKARAN HYDRO PRIVATE LIMITED IS INCORPORATED AS PRIVATE LIMITED COMPANY UNDER THE COMPANIES ACT 2013.

INVESTMENT IN SUBSIDIARY

NAME :- MANIKARAN HYDRO PRIVATE LIMITED
INCORPORATION COUNTRY :- INDIA
HOLDING % :- 99%

32. THE COMPANY HOLDS 100% OF EQUITY SHARES IN MANIKARAN ENERGY PTE LIMITED, BEING WHOLLY OWNED SUBSIDIARY OF THE COMPANY. SEPERATE FINANCIAL STATEMENT HAS BEEN PREPARED FOR THE SUBSIDIARY COMPANY VIZ. MANIKARAN ENERGY PTE LIMITED. MANIKARAN ENERGY PTE LIMITED IS INCORPORATED IN SINGAPORE.

INVESTMENT IN FOREIGN SUBSIDIARY

NAME :- MANIKARAN ENERGY PTE LIMITED
INCORPORATION COUNTRY :- SINGAPORE
HOLDING % :- 100%

33. COMPANY IS IN COLLABORTION WITH NEO METAL AND JOINTLY INCURRED EXPENDITURE FOR RESEARCH AND FEASIBILITY OF PROJECT IN INDIA OR OVERSEAS, CUMULATIVE AMOUNT OF WHICH IS Rs. 3,57,10,783.17. COMPANY CHARGED THE EXPENDITURE IN PROFIT AND LOSS ACCOUNT .

34. **ESTIMATION OF UNCERTAINTIES REALTING TO THE GLOBAL HEALTH PANDAMIC FROM COVID-19**

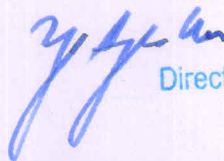
DUE TO OUTBREAK OF COVID-19 GLOBALLY AND IN INDIA, THE COMPANY IS SENSITIVE ABOUT THE IMPACT OF THE PANDEMIC, NOT ONLY ON THE HUMAN LIFE BUT ALSOON BUSINESSESS ACITIVITY, WHICH WILL BE REALIZED AND ASCERTAINED ONLY OVER NEXT FEW MONTHS. THE COMPANY HAS BEEN MONITORING THE SITUATION CLOSELY AND HAS TAKEN PROACTIVE MEASURES TO COMPLY WITH VARIOUS DIRECTIONS/ REGULATIONS/ GUIDELINES ISSUED BY GOVERNMENT AND LOCAL BODIES TO ENSURE THE SAFETY OF WORKFORCE ACROSS ITS OFFICES. THE MINISTRY OF HOME AFFAIRS, VIDE NOTIFICATION DATED MARCH 24, 2020 ISSUED A NATIONWIDE LOCKDOWN TO CONTAIN COVID-19 OUTBREAK AND SAME WAS EXTENDED LATER. HOWEVER, POWER GENERATION UNITS BEING ESSENTIAL SERVICES, WERE ALLOWED TO CONTINUE OPERATION DURING THE PERIOD OF LOCKDOWN. THE COMPANY HAS MADE EVERY POSSIBLE EFFORT TO SUSTAIN ITS POWER TRADING OPERATIONS AND HONOUR COMMITMENTS UNDER THE VARIOUS TRADING AGREEMENTS, DESPTE FACING ODDS IN SUSTAINING THE POWER TRADING OPERATIONS. THE COMPANY IS ALSO CLOSELY MONITORING THE DEVELOPMENTS, ITS OPERATIONS, AND LIQUIDITY AND CAPITAL RESOURCES AND IS ACTIVELY WORKING TO MINIMIZE THE IMPACT OF THIS UNPRECEDENTED SITUATION. THE COMPANY HAS MADE INITIAL ASSESSMENT OF THE LIKELY ADVERSE IMPACT ON ECONOMIC ENVIRONMENT IN GENERAL AND OPERATIONAL AND FINANCIAL RISKS ON ACCOUNT OF COVID-19, WHICH AS PER THE INITIAL ASSESSMENT OF THE SITUATION DOES NOT HAVE ANY MATERIAL FINANCIAL IMPACT ON THE COMPANY.

35. **SEGMENT REPORTING**

AS PER SEPARATE SHEET ATTACHED.


36. PREVIOUS YEAR FIGURES HAS BEEN REGROUPED AND RE-ARRANGED WHEREVER APPLICABLE.

For Manikaran Power Limited


Director

NAVJEET SINGH KALSI
MANAGING DIRECTOR
DIN:01652039

For Manikaran Power Limited


Director

JASMEET SINGH KALSI
WHOLE TIME DIRECTOR & CFO
DIN:01652115

FOR BOTHRA NIRMAL ASSOCIATES
CHARTERED ACCOUNTANTS
F.R.N.- 322103E



SHASHI CHANDRA MISHRA
(PARTNER)
M.No. 077814

DATE: 01 SEP 2021
PLACE: KOLKATA

MANIKARAN POWER LIMITED
MANIKARAN TOWER, KILBURN COLONY, HINOO, RANCHI-834002



Segment information						
BUSINESS SEGMENT : THE COMPANY HAS COAL AND POWER AS ITS REPUTABLE SEGMENTS						
Particulars	2020-21			2019-20		
	Coal	Power	Total	Coal	Power	Total
REVENUE						
1.SEGMENT REVENUE	2,78,30,65,013.63	31,34,23,57,071.73	34,12,54,22,085.36	2,35,73,03,662.74	33,82,60,71,381.51	36,18,33,75,044.25
Less: Inter segment revenue	-	-	-	-	-	-
Revenue from operations	2,78,30,65,013.63	31,34,23,57,071.73	34,12,54,22,085.36	2,35,73,03,662.74	33,82,60,71,381.51	36,18,33,75,044.25
2.SEGMENT RESULT						
Profit (+) / Loss (-) before tax and interest from each segment	25,57,44,779.12	41,79,55,826.77	67,37,00,605.89	19,40,94,820.93	39,22,78,694.34	58,63,73,515.27
i. Finance cost			60,59,987.97			1,47,82,684.93
ii. Other Unallocable Expenditure net off Unallocable income			42,49,55,215.90			32,94,11,787.47
Profit before tax			24,26,85,402.02			24,21,79,042.87
Tax Expenses			6,04,72,719.55			6,27,13,758.67
Profit for the Year			18,22,12,682.47			17,94,65,284.20
There is no transactions with single external customer which amounts to 10% or more of the Company's revenue						
Particulars	2020-21			2019-20		
	Coal	Power	Total	Coal	Power	Total
5.50%						
Segment Assets	6,91,27,135.31	1,18,88,18,291.55	1,25,79,45,426.86	64,78,02,534.69	2,79,41,06,156.41	3,44,19,08,691.10
Unallocable Assets			2,40,72,66,857.54			1,21,33,28,060.79
Total Assets			3,66,52,12,284.40			4,65,52,36,751.89
Segment Liabilities	25,70,98,458.86	2,00,00,94,387.31	2,25,71,92,846.17	1,18,16,27,195.26	1,20,91,40,328.49	2,39,07,67,523.75
Unallocable Liabilities			37,66,25,995.72			1,41,86,42,468.01
Total Liabilities			2,63,38,18,841.89			3,80,94,09,991.76
Capital Employed			1,03,13,93,442.51			84,58,26,760.13
All the Non - Current Assets of the Company located in India						

For Manikaran Power Limited

[Signature]
 Director

For Manikaran Power Limited

[Signature]
 Director


MANIKARAN POWER LIMITED
MANIKARAN TOWER, KILBURN COLONY, HINOO, RANCHI-834002

NOTES FORMING INTEGRAL PART OF THE BALANCE SHEET AS AT 31ST MARCH, 2021

NOTE NO. 9.

FIXED ASSETS

SR. NO.	PARTICULARS	GROSS BLOCK				DEPRECIATION				NET BLOCK		
		VALUE AS ON 31.03.2020	ADDITION DURING THE YEAR	DEDUCTION DURING THE YEAR	VALUE AS ON 31.03.2021	VALUE AS ON 31.03.2020	CURRENT YEAR	DEDUCTION DURING THE YEAR	PRIOR PERIOD ADJUSTMENT	VALUE AS ON 31.03.2021	WDV AS ON 31.03.2020	
I TANGIBLE ASSETS												
1	CAR	1,00,34,126.00	20,67,500.00	-	1,21,01,626.00	86,58,427.33	9,12,072.25	-	-	95,70,499.58	25,31,126.42	13,75,698.67
2	SCOOTY	6,45,67,770.60	22,000.00	-	22,000.00	-	112.94	-	-	112.94	21,887.06	-
3	OFFICE BUILDING	14,00,000.00	3,82,57,943.03	-	10,28,25,713.63	1,50,88,933.30	30,26,865.67	-	-	1,81,15,798.97	8,47,09,914.66	4,94,78,837.30
4	LAND	7,65,910.61	3,06,00,000.00	-	3,20,00,000.00	-	-	-	-	-	3,20,00,000.00	14,00,000.00
5	INVERTER	69,18,636.28	7,33,927.09	-	7,65,910.61	7,07,773.96	10,449.77	-	-	7,18,223.73	47,686.88	58,136.65
6	COMPUTER	3,95,541.00	30,800.00	-	76,52,563.37	61,96,608.05	5,95,754.29	-	-	67,92,362.34	8,60,201.03	7,22,028.23
7	PRINTER	2,52,816.00	30,800.00	-	4,26,341.00	3,49,426.78	36,795.42	-	-	3,86,222.20	40,118.80	46,114.22
8	PROJECTOR	14,83,25,602.08	7,65,83,094.98	-	2,52,816.00	2,39,133.69	1,041.51	-	-	2,40,175.20	12,640.80	13,682.31
9	FURNITURE & FIXTURE	1,02,89,382.02	49,46,472.78	-	22,49,08,697.06	4,58,09,149.19	3,40,01,560.33	-	-	7,98,10,709.52	14,50,97,987.54	10,25,16,452.89
10	OFFICE EQUIPMENT	5,09,436.46	4,39,301.00	-	1,52,35,854.80	65,78,127.61	23,67,696.66	-	-	89,45,824.26	62,90,030.54	37,11,254.41
11	TELEVISION	12,279.00	1,95,05,132.60	-	9,48,737.46	1,92,087.35	1,28,517.45	-	-	3,20,604.80	6,28,132.66	3,17,349.11
12	AIR CONDITIONER	71,059.00	32,482.00	-	12,279.00	89,23,058.72	1,35,90,148.26	-	-	2,25,13,206.98	5,01,57,112.00	4,42,42,127.66
13	MICROWAVE OVEN	2,07,848.00	6,199.00	-	1,03,541.00	60,553.58	2,606.15	-	-	63,159.73	40,381.27	10,505.42
14	FAN	2,73,663.00	1,36,45,328.60	-	2,14,047.00	1,67,601.45	15,133.96	-	-	1,82,735.42	31,311.58	40,246.55
15	PHONE	82,99,823.00	24,894.00	-	3,01,59,885.60	14,40,824.97	8,294.81	-	-	2,57,634.79	16,028.21	24,323.02
16	WATER PURIFIER	1,65,14,557.00	1,36,45,328.60	-	82,99,823.00	7,24,124.31	51,38,468.25	-	-	65,79,293.22	2,35,80,592.38	1,50,73,732.03
17	ELECTRICAL INSTALLATION	2,48,94.00	-	-	24,894.00	23,649.00	19,61,348.39	-	-	26,85,472.70	56,14,350.30	75,75,698.69
18	FIRE FIGHTING MACHINE	32,20,28,530.43	18,68,70,181.08	-	50,88,98,711.51	9,54,20,484.27	6,17,96,866.11	-	-	15,72,17,350.38	35,16,81,561.13	22,66,08,046.16
19	ELECTRICAL LAMP	60,84,116.00	1,34,421.03	-	62,18,537.03	52,00,827.05	5,11,907.07	-	-	57,12,734.12	5,05,802.91	8,83,288.95
SUB TOTAL (A)		60,84,116.00	1,34,421.03	-	62,18,537.03	52,00,827.05	5,11,907.07	-	-	57,12,734.12	5,05,802.91	8,83,288.95
II INTANGIBLE ASSETS												
1	SOFTWARE	6,63,80,774.51	31,71,979.03	6,95,52,753.54	-	-	-	-	-	-	-	-
SUB TOTAL (B)		6,63,80,774.51	31,71,979.03	6,95,52,753.54	-	-	-	-	-	-	-	-
III CAPITAL WORK-IN-PROGRESS												
1	BUILDING	39,44,93,420.94	19,01,76,581.14	6,95,52,753.54	51,51,17,248.54	10,06,21,311.33	6,23,08,773.18	-	-	16,29,30,084.51	35,21,87,164.03	29,38,72,109.61
2	CHILLER PLANT	19,74,64,402.41	37,71,04,325.53	18,00,75,307.00	39,44,93,420.94	7,27,37,491.65	2,78,83,819.68	-	-	10,06,21,311.33	29,38,72,109.61	12,47,26,910.76
SUB TOTAL (C)		19,74,64,402.41	37,71,04,325.53	18,00,75,307.00	39,44,93,420.94	7,27,37,491.65	2,78,83,819.68	-	-	10,06,21,311.33	29,38,72,109.61	12,47,26,910.76
TOTAL [A + B + C + D] (CURRE)												
(PREVIOUS)												

For Manikaran Power Limited

 Director



For Manikaran Power Limited

 Director

MANIKARAN POWER LIMITED
MANIKARAN TOWER, KILBURN COLONY, HINOO, RANCHI-834002

ANNEXURE - "II"

DETAILS OF FIXED ASSETS FOR THE YEAR ENDED 31ST MARCH, 2021 IN ACCORDANCE WITH INCOME TAX ACT, 1961

ASSETS DESCRIPTIONS	RATE	W.D.V. AS ON 31.03.2020	ADDITION MORE THAN 180 DAYS	ADDITION LESS THAN 180 DAYS	SOLD DURING THE YEAR	TOTAL AS ON 31.03.2020	DEPRECIATION DURING THE YEAR	W.D.V. AS ON 31.03.2021
CAR	15.00%	33,03,809.19	20,67,500.00	-	-	53,71,309.19	8,05,696.38	45,65,612.81
OFFICE BUILDING	10.00%	3,76,86,845.28	31,71,979.03	3,50,85,964.00	-	7,59,44,788.31	58,40,180.63	7,01,04,607.68
LAND	0.00%	14,00,000.00	-	3,06,00,000.00	-	3,20,00,000.00	-	3,20,00,000.00
INVERTER	15.00%	2,26,893.27	-	-	-	2,26,893.27	34,033.99	1,92,859.28
COMPUTER	40.00%	7,68,723.16	5,73,630.07	1,60,297.02	-	15,02,650.25	5,69,000.70	9,33,649.55
PROJECTOR	40.00%	8,737.32	-	-	-	8,737.32	3,494.93	5,242.39
SCOOTY	15.00%	-	-	22,000.00	-	22,000.00	1,650.00	20,350.00
SOFTWARE	40.00%	6,32,801.44	66,906.00	67,515.03	-	7,67,222.47	2,93,385.98	4,73,836.49
PRINTER	40.00%	61,255.18	30,800.00	-	-	92,055.18	36,822.07	55,233.11
FURNITURE & FIXTURE	10.00%	12,32,17,291.63	2,98,74,203.98	4,67,08,891.00	-	19,98,00,386.61	1,76,44,594.11	18,21,55,792.50
OFFICE EQUIPMENT	15.00%	64,34,260.68	13,86,762.91	35,59,709.87	-	1,13,80,733.46	14,40,131.78	99,40,601.68
WATER PURIFIER	15.00%	1,18,927.32	-	-	-	1,18,927.32	17,839.10	1,01,088.22
TELEVISION	15.00%	3,62,286.28	1,28,000.00	3,11,301.00	-	8,01,587.28	96,890.52	7,04,696.76
AIR CONDITIONER	15.00%	4,39,19,209.60	1,23,64,730.60	71,40,402.00	-	6,34,24,342.20	89,78,121.18	5,44,46,221.02
MICROWAVE OVEN	15.00%	2,857.04	-	-	-	2,857.04	428.56	2,428.48
ELECTRICAL INSTALLATION	15.00%	1,56,79,780.08	51,27,973.00	85,17,355.60	-	2,93,25,108.68	37,59,964.63	2,55,65,144.05
FIRE FIGHTING MACHINE	15.00%	78,80,284.00	-	-	-	78,80,284.00	11,82,042.60	66,98,241.40
FAN	15.00%	23,115.23	-	32,482.00	-	55,597.23	5,903.43	49,693.80
PHONE	15.00%	90,746.61	-	6,199.00	-	96,945.61	14,076.92	82,868.69
ELECTRICAL LAMP	15.00%	4,769.63	-	-	-	4,769.63	715.44	4,054.19
TOTAL		24,18,22,592.95	5,47,92,485.59	13,22,12,116.52	-	42,88,27,195.06	4,07,24,972.95	38,81,02,222.11
PREVIOUS YEAR		9,03,36,971.17	5,00,49,823.39	12,52,97,636.42	-	26,56,84,430.98	2,38,61,838.03	24,18,22,592.95



For Manikaran Power Limited

 Director

For Manikaran Power Limited

 Director

MANIKARAN POWER LIMITED
MANIKARAN TOWER, KILBURN COLONY, HINOO, RANCHI-834002

DETAILS OF ADDITIONS TO FIXED ASSETS:

<u>DESCRIPTIONS</u>	<u>RATE</u>	<u>DATE OF ADDITIONS</u>	<u>AMOUNT OF ADDITIONS</u> (RS.)	<u>DAYS OF USE</u>	<u>DEPRECIATION</u> (RS.)
COMPUTER					
	40.00%	01-Apr-20	78,395.00	365.00	31,358.00
	40.00%	01-Jun-20	71,248.00	304.00	23,736.32
	40.00%	03-Jun-20	69,999.00	302.00	23,166.79
	40.00%	05-Jun-20	90,882.00	300.00	29,879.01
	40.00%	14-Jun-20	63,990.00	291.00	20,406.67
	40.00%	18-Jun-20	89,784.00	287.00	28,238.91
	40.00%	06-Aug-20	26,262.71	238.00	6,849.89
	40.00%	11-Sep-20	26,101.70	202.00	5,778.13
	40.00%	19-Sep-20	35,668.66	194.00	7,583.25
	40.00%	29-Sep-20	21,299.00	184.00	4,294.81
	40.00%	31-Oct-20	88,146.00	152.00	14,682.95
	40.00%	13-Feb-21	35,161.02	47.00	1,811.03
	40.00%	10-Mar-21	36,990.00	22.00	891.81
			7,33,927.09		1,98,677.60
FURNITURE & FIXTURE					
	10.00%	01-Apr-20	2,50,000.00	365.00	25,000.00
	10.00%	01-Apr-20	1,50,000.00	365.00	15,000.00
	10.00%	01-Apr-20	1,00,49,259.00	365.00	10,04,925.90
	10.00%	11-May-20	2,26,033.00	325.00	20,126.23
	10.00%	29-May-20	22,000.00	307.00	1,850.41
	10.00%	01-Jun-20	7,88,936.00	304.00	65,708.64
	10.00%	13-Jun-20	2,77,775.00	292.00	22,222.00
	10.00%	30-Jun-20	9,35,099.98	275.00	70,452.74
	10.00%	12-Sep-20	15,989.00	201.00	880.49
	10.00%	30-Sep-20	1,71,59,112.00	183.00	8,60,306.16
	10.00%	04-Oct-20	2,00,000.00	179.00	9,808.22



For Manikaran Power Limited

[Signature]
 Director

For Manikaran Power Limited

[Signature]
 Director

MANIKARAN POWER LIMITED
MANIKARAN TOWER, KILBURN COLONY, HINOO, RANCHI-834002

10.00%	13-Nov-20	39,530.00	139.00	1,505.39
10.00%	24-Nov-20	16,600.00	128.00	582.14
10.00%	30-Nov-20	1,57,01,954.00	122.00	5,24,832.44
10.00%	01-Dec-20	42,34,415.00	121.00	1,40,373.76
10.00%	02-Dec-20	8,09,330.00	120.00	26,608.11
10.00%	08-Jan-21	11,000.00	83.00	250.14
10.00%	21-Jan-21	1,50,400.00	70.00	2,884.38
10.00%	16-Feb-21	4,500.00	44.00	54.25
10.00%	27-Feb-21	6,67,316.00	33.00	6,033.27
10.00%	28-Feb-21	37,01,306.00	32.00	32,449.81
10.00%	01-Mar-21	8,50,452.00	31.00	7,223.02
10.00%	05-Mar-21	83,944.00	27.00	620.96
10.00%	05-Mar-21	5,25,385.00	27.00	3,886.41
10.00%	08-Mar-21	1,04,500.00	24.00	687.12
10.00%	15-Mar-21	58,84,760.00	17.00	27,408.47
10.00%	22-Mar-21	60,24,230.00	10.00	16,504.74
10.00%	26-Mar-21	78,000.00	6.00	128.22
10.00%	31-Mar-21	76,21,269.00	1.00	2,088.02
		7,65,83,094.98		28,90,401.41

For Manikaran Power Limited

[Signature]
 Director



For Manikaran Power Limited

[Signature]
 Director

MANIKARAN POWER LIMITED
MANIKARAN TOWER, KILBURN COLONY, HINOO, RANCHI-834002

AIR CONDITIONER

15.00%	01-Apr-20	1,76,683.00	365.00	26,502.45
15.00%	01-Jun-20	4,73,614.00	304.00	59,169.31
15.00%	27-Jun-20	1,59,955.00	278.00	18,274.31
15.00%	30-Jun-20	2,38,060.00	275.00	26,904.04
15.00%	30-Jul-20	74,930.00	245.00	7,544.32
15.00%	25-Aug-20	67,545.60	219.00	6,079.10
15.00%	16-Sep-20	2,65,775.00	197.00	21,516.85
15.00%	18-Sep-20	2,70,930.00	195.00	21,711.51
15.00%	30-Sep-20	1,06,37,238.00	183.00	7,99,978.58
15.00%	31-Oct-20	30,000.00	152.00	1,873.97
15.00%	30-Nov-20	13,20,513.00	122.00	66,206.54
15.00%	01-Dec-20	9,37,645.00	121.00	46,625.36
15.00%	28-Feb-21	4,19,259.00	32.00	5,513.54
15.00%	01-Mar-21	5,97,817.00	31.00	7,616.02
15.00%	15-Mar-21	29,10,165.00	17.00	20,331.29
15.00%	22-Mar-21	9,25,003.00	10.00	3,801.38
				11,39,648.60

OFFICE EQUIPMENT

15.00%	01-Apr-20	880070.00	365.00	1,32,010.50
15.00%	01-Apr-20	28500.00	365.00	4,275.00
15.00%	30-Apr-20	32183.00	336.00	4,443.90
15.00%	06-Jun-20	40751.30	299.00	5,007.39
15.00%	12-Jun-20	6849.92	293.00	824.81
15.00%	23-Jun-20	11000.00	282.00	1,274.79
15.00%	01-Jul-20	16100.00	274.00	1,812.90
15.00%	07-Sep-20	220000.00	206.00	18,624.66
15.00%	14-Sep-20	130269.12	199.00	10,653.52
15.00%	30-Sep-20	21039.57	183.00	1,582.29
15.00%	20-Oct-20	24997.00	163.00	1,674.46
15.00%	31-Oct-20	8009.83	152.00	500.34
15.00%	04-Nov-20	35900.00	148.00	2,183.51
15.00%	01-Dec-20	82638.00	121.00	4,109.26
				1,95,05,132.60

For Manikaran Power Limited

[Signature]
 Director



For Manikaran Power Limited

[Signature]
 Director


MANIKARAN POWER LIMITED
MANIKARAN TOWER, KILBURN COLONY, HINOO, RANCHI-834002

15.00%	02-Dec-20	15800.00	120.00	779.18
15.00%	03-Dec-20	34000.00	119.00	1,662.74
15.00%	14-Dec-20	8000.00	108.00	355.07
15.00%	22-Dec-20	34000.00	100.00	1,397.26
15.00%	02-Jan-21	115085.00	89.00	4,209.27
15.00%	03-Jan-21	198500.00	88.00	7,178.63
15.00%	09-Jan-21	4244.92	82.00	143.05
15.00%	14-Feb-21	86786.12	46.00	1,640.61
15.00%	26-Feb-21	294799.00	34.00	4,119.11
15.00%	02-Mar-21	100760.00	30.00	1,242.25
15.00%	05-Mar-21	86900.00	27.00	964.23
15.00%	09-Mar-21	85385.00	23.00	807.06
15.00%	15-Mar-21	724852.00	17.00	5,064.03
15.00%	22-Mar-21	937872.00	10.00	3,854.27
15.00%	26-Mar-21	40964.00	6.00	101.01
15.00%	31-Mar-21	500925.00	1.00	205.86
15.00%	31-Mar-21	139292.00	1.00	57.24
		<u>49,46,472.78</u>		<u>2,22,758.19</u>
0.00%	29-Jan-21	3,06,00,000.00	62.00	-
		<u>3,06,00,000.00</u>		<u>-</u>
40.00%	17-Aug-20	38,350.00	227.00	9,540.22
40.00%	08-Sep-20	21,594.00	205.00	4,851.25
40.00%	10-Sep-20	6,962.00	203.00	1,548.81
40.00%	13-Nov-20	52,038.00	139.00	7,926.88
40.00%	13-Nov-20	15,477.03	139.00	2,357.60
		<u>1,34,421.03</u>		<u>26,224.76</u>

LAND

SOFTWARE

PHONE

For Manikaran Power Limited

 Director



For Manikaran Power Limited


 Director

MANIKARAN POWER LIMITED
MANIKARAN TOWER, KILBURN COLONY, HINOO, RANCHI-834002

15.00%	23-Mar-21	6,199.00	9.00	22.93
		<u>6,199.00</u>		<u>22.93</u>
15.00%	01-Apr-20	32,000.00	365.00	4,800.00
15.00%	14-Sep-20	74,000.00	199.00	6,051.78
15.00%	16-Sep-20	22,000.00	197.00	1,781.10
15.00%	30-Nov-20	1,69,492.00	122.00	8,497.82
15.00%	03-Mar-21	39,500.00	29.00	470.75
15.00%	26-Mar-21	45,312.00	6.00	111.73
15.00%	27-Mar-21	56,997.00	5.00	117.12
		<u>4,39,301.00</u>		<u>21,830.29</u>
15.00%	01-Apr-20	94,600.00	365.00	14,190.00
15.00%	01-Apr-20	7,08,000.00	365.00	1,06,200.00
15.00%	01-Jun-20	84,053.00	304.00	10,500.87
15.00%	11-Jun-20	94,160.00	294.00	11,376.59
15.00%	14-Sep-20	69,890.00	199.00	5,715.66
15.00%	30-Sep-20	40,77,270.00	183.00	3,06,633.05
15.00%	30-Nov-20	40,12,922.00	122.00	2,01,195.82
15.00%	01-Dec-20	91,816.00	121.00	4,565.64
15.00%	01-Dec-20	6,37,011.00	121.00	31,676.03
15.00%	22-Dec-20	32,700.00	100.00	1,343.84
15.00%	05-Jan-21	51,146.00	86.00	1,807.63
15.00%	14-Jan-21	24,764.00	77.00	783.63
15.00%	18-Jan-21	64,850.00	73.00	1,945.50
15.00%	19-Feb-21	53,430.00	41.00	900.26
15.00%	28-Feb-21	3,41,016.00	32.00	4,484.59
15.00%	01-Mar-21	3,09,335.00	31.00	3,940.84
15.00%	15-Mar-21	7,71,138.00	17.00	5,387.40
15.00%	22-Mar-21	6,25,057.00	10.00	2,568.73
15.00%	25-Mar-21	36,708.60	7.00	105.60
15.00%	27-Mar-21	68,500.00	5.00	140.75

TELEVISION

ELECTRICAL INSTALLATION

For Manikaran Power Limited

 Director



For Manikaran Power Limited


 Director

MANIKARAN POWER LIMITED
MANIKARAN TOWER, KILBURN COLONY, HINOO, RANCHI-834002

	15.00%	31-Mar-21	13,96,962.00	1.00	574.09
			<u>1,36,45,328.60</u>		<u>7,16,036.52</u>
CAR	15.00%	01-Jun-20	20,67,500.00	304.00	2,58,295.89
			<u>20,67,500.00</u>		<u>2,58,295.89</u>
OFFICE BUILDING	10.00%	01-Apr-20	31,71,979.03	365.00	3,17,197.90
	10.00%	30-Nov-20	2,85,54,165.00	122.00	9,54,413.19
	10.00%	28-Feb-21	37,44,962.00	32.00	32,832.54
	10.00%	31-Mar-21	27,86,837.00	1.00	763.52
			<u>3,82,57,943.03</u>		<u>13,05,207.15</u>
PRINTER	40.00%	18-Jun-20	30,800.00	287.00	9,687.23
			<u>30,800.00</u>		<u>9,687.23</u>
SCOOTY	15.00%	26-Mar-21	22,000.00	6.00	54.25
			<u>22,000.00</u>		<u>54.25</u>
FAN	15.00%	31-Mar-21	32,482.00	1.00	13.35
			<u>32,482.00</u>		<u>13.35</u>

For Manikaran Power Limited

[Signature]
 Director



For Manikaran Power Limited

[Signature]
 Director

MANIKARAN POWER LIMITED
MANIKARAN TOWER, KILBURN COLONY, HINOO, RANCHI-834002


COMPUTATION OF TAXABLE INCOME FOR THE ASSESSMENT YEAR 2021-22

<u>INCOME FROM BUSINESS OR PROFESSION</u>	<u>AMOUNT</u>
PROFIT AS PER STATEMENT OF PROFIT AND LOSS	24,26,85,402.02
ADD: CORPORATE RESPONSIBILITY EXPESSES	33,10,000.00
ADD: PROVISION FOR GRATUITY	14,09,609.00
ADD: DONATION TO BE CONSIDERED SEPERATELY	1,56,553.00
ADD: DEPRECIATION AS PER COMPANIES ACT	6,23,08,773.18
	<u>30,98,70,337.20</u>
LESS: DEPRECIATION AS PER INCOME TAX ACT' 1961	4,07,24,972.95
LESS: INTEREST ON FD	1,10,15,990.00
LESS: PROFIT OF SHARE	39,64,810.00
LESS: GAIN FROM MUTUAL FUND	3,32,03,633.25
PROFIT AND GAIN FROM BUSINES OR PROFESSION	<u>22,09,60,931.00</u>
 CAPITAL GAIN	
SHORT TERM CAPITAL	3,32,03,633.25
 SALE OF SHARE	
MANIKARAN RENEWALS	
SALE CONSIDERATION	29,00,000.00
LESS INDEX COST OF ACQUISITION	
(5000 X 10 X 317)/254	62,401.57
(285000 X 10 X 317)/264	34,22,159.09
	<u>(5,84,560.67)</u>
 MANIKARAN POWER SYSTEM	
SALE CONSIDERATION	3,00,14,810.00
LESS INDEX COST OF ACQUISITION	
(26050000 X 317)/254	2,57,71,850.39
	<u>42,42,959.61</u>
 ADD: INTEREST ON FD	1,10,15,990.00
INCOME FROM OTHER SOURCES	<u>1,10,15,990.00</u>
GROSS TOTAL INCOME	26,88,38,953.19
 TAXABLE INCOME [ROUNDED OFF (to the multiple of ten)]	<u><u>26,88,38,950.00</u></u>
 TAX ON LONG TERM CAPITAL GAIN @ 20%	7,31,679.79
TAX ON ABOVE @ 22%.	5,83,39,721.23
TOTAL TAX AS PER NORMAL PROVISION	5,90,71,401.02
 TAX LIABILITY AS PER SECTION 115JB	
BOOK PROFIT	24,26,85,402.02
18.5% OF BOOK PROFIT	4,48,96,799.37
 HIGHER OF THE ABOVE TWO	5,90,71,401.02
ADD: SURCHARGE @ 10%	59,07,140.00
ADD: Heath & E.CESS @ 4%	25,99,142.00
TAX, SURCHARGE AND E.CESS	<u>6,75,77,683.00</u>

For Manikaran Power Limited


Director

For Manikaran Power Limited


Director

MANIKARAN POWER LIMITED
MANIKARAN TOWER, KILBURN COLONY, HINOO, RANCHI-834002

LESS: ADVANCE TAX	1,50,00,000.00	
LESS: TDS/TCS	5,11,82,069.84	6,61,82,069.84
NET TAX PAYABLE		<u>13,95,613.16</u>

COMPUTATION OF DEFERRED TAX FOR THE YEAR ENDED 31/03/2021

	Amount (in Rs)
<u>TIMING DIFFERENCE IN ACCOUNTING & TAXABLE PROFIT</u>	
DEPRECIATION AS PER COMPANIES ACT	6,23,08,773.18
PROVISION FOR GRATUITY	<u>14,09,609.00</u>
	6,37,18,382.18
DEPRECIATION AS PER INCOME TAX ACT	4,07,24,972.95
TIMING DIFFERENCE	<u>(2,29,93,409.23)</u>
DEFERRED TAX (ASSETS)/LIABILITY CREATED	<u>(71,04,963.45)</u>
(Computed pursuant to the rate of income tax prevailing for the assessment year 2021-22)	
ADD:- OPENING DEFERRED TAX LAIBILITIES/ (ASSETS) AS ON 01.04.2020	(42,15,021.61)
	<u>(1,13,19,985.06)</u>
DEFERRED TAX ASSETS	
(Computed pursuant to the rate of income tax prevailing for the assessment year 2021-22)	

For Manikaran Power Limited


Director

For Manikaran Power Limited


Director

V.ROHATGI & CO.
Chartered Accountants



1st Floor, Sarjana Bldg.
Ranchi – 834 001
Phone: 0651- 2212714
Email: vrcranchi@gmail.com
bipulrastogi@gmail.com

INDEPENDENT AUDITORS' REPORT

To the Members of
Excel venture Construction Private Limited.

Report on the Standalone Financial Statements

We have audited the accompanying standalone financial statements of **Excel Venture Construction Private Limited ('The Company')**, (CIN:U45200JH1999PTC008801) Regd. Office: A-104, Symphony Apartment, Plot No: 9, Sahjanand Chowk, Harmu , Ranchi - 834002, (PAN: AAACE9437 E) which comprise the Balance Sheet as at 31st March, 2021, the Statement of Profit and Loss and the Cash Flow Statement for the year then ended, and notes to the Standalone financial statements, including, a summary of significant accounting policies and other explanatory information.

In our opinion and to the best of our information and according to the explanations given to us, the aforesaid Standalone financial statements give the information required by the Companies Act, 2013 in the manner so required and give a true and fair view in conformity with Indian Accounting Standard prescribed under section 133 of the Act read with the accounting principles generally accepted in India, of the state of affairs of the Company as at March 31st, 2021 and its Profit for the year ended on that date.

Basis of Opinion

We conducted our audit of the standalone financial statements in accordance with the Standards on Auditing (SAs) specified under section 143(10) of the Companies Act, 2013. Our responsibilities under those Standards are further described in the *Auditor's Responsibilities for the Audit of the Standalone Financial Statements* section of our report. We are independent of the Company in accordance with the Code of Ethics issued by the Institute of Chartered Accountants of India (ICAI) together with the ethical requirements that are relevant to our audit of the Standalone financial statements under the provisions of the Companies Act, 2013 and the Rules made thereunder, and we have fulfilled our other ethical responsibilities in accordance with these requirements and the ICAI's Code of Ethics. We believe that the audit evidence we have obtained is sufficient and appropriate to provide a basis for our opinion on the Standalone financial statements.



Information other than the Standalone Financial Statements and Auditor's Report Thereon.

The Company's Board of Directors is responsible for the preparation of the other information. The other information comprises the information included in the Management Discussion and Analysis, Board's Report including annexures to Boards Report, Business Responsibility Report, Corporate Governance and Shareholders Information, but does not include the standalone financial statements and our auditor's report thereon.

Our opinion on the Standalone Financial Statements does not cover the other information and we do not express any form of assurance conclusion thereon.

In connection with our audit of the Standalone Financial Statements, our responsibility is to read the other information and, in doing so, consider whether the other information is materially inconsistent with the Standalone Financial Statements or our knowledge obtained during the course of our audit, or otherwise appears to be materially misstated.

If, based on the work we have performed, we conclude that there is a material misstatement of this other information, we are required to report that fact. We have nothing to report in this regard.

Responsibilities of Management and Those Charged with Governance for the Standalone Financial Statements

The Company's Board of Directors is responsible for the matters stated in Section 134(5) of the Companies Act, 2013 ("the Act") with respect to the preparation of these standalone financial statements that give a true and fair view of the financial position, financial performance of the company in accordance with the accounting principles generally accepted in India, including the Accounting Standards specified under Section 133 of the Act, This responsibility also includes maintenance of adequate accounting records in accordance with the provisions of the Act for safeguarding the assets of the company and for preventing and detecting frauds and other irregularities; selection and application of appropriate accounting policies; making judgments and estimates that are reasonable and prudent; and design, implementation and maintenance of adequate internal financial controls, that were operating effectively for ensuring the accuracy and completeness of the accounting records, relevant to the preparation and presentation of the Standalone financial statements that give a true and fair view and are free from material misstatement, whether due to fraud or error.

In preparing the standalone financial statements, the Board of Directors is responsible for assessing the Company's ability to continue as a going concern, disclosing, as applicable, matters related to going concern and using the going concern basis of accounting unless the Board of Directors either intends to liquidate the Company or to cease operations, or has no realistic alternative but to do so.



The Board of Directors are also responsible for overseeing the company's financial reporting process.

Auditor's Responsibility for the Audit of the Standalone Financial Statements.

Our objectives are to obtain reasonable assurance about whether the standalone financial statements as a whole are free from material misstatement, whether due to fraud or error, and to issue an auditor's report that includes our opinion. Reasonable assurance is a high level of assurance, but is not a guarantee that an audit conducted in accordance with SAs will always detect a material misstatement when it exists. Misstatements can arise from fraud or error and are considered material if, individually or in the aggregate, they could reasonably be expected to influence the economic decisions of users taken on the basis of these Standalone financial statements.

As part of an audit in accordance with SAs, we exercise professional judgment and maintain professional skepticism throughout the audit. We also:

- Identify and assess the risks of material misstatement of the Standalone financial statements, whether due to fraud or error, design and perform audit procedures responsive to those risks, and obtain audit evidence that is sufficient and appropriate to provide a basis for our opinion. The risk of not detecting a material misstatement resulting from fraud is higher than for one resulting from error, as fraud may involve collusion, forgery, intentional omissions, misrepresentations, or the override of internal control.
- Obtain an understanding of internal controls relevant to the audit in order to design audit procedures that are appropriate in the circumstances. We are also responsible for expressing our opinion on whether the Company has adequate internal financial control system in place and the operating effectiveness of such controls.
- Evaluate the appropriateness of accounting policies used and the reasonableness of accounting estimates and related disclosures made by management.
- Conclude on the appropriateness of management's use of the going concern basis of accounting and, based on the audit evidence obtained, whether a material uncertainty exists related to events or conditions that may cast significant doubt on the ability of the Company to continue as a going concern. If we conclude that a material uncertainty exists, we are required to draw attention in our auditor's report to the related disclosures in the Standalone financial statements or, if such disclosures are inadequate, to modify our opinion. Our conclusions are based on the audit evidence obtained up to the date of our auditor's report. However, future events or conditions may cause the Company to cease to continue as a going concern.
- Evaluate the overall presentation, structure and content of the Standalone financial statements, including the disclosures, and whether the Standalone financial statements represent the underlying transactions and events in a manner that achieves fair presentation.



Materiality is the magnitude of misstatements in the standalone financial statements that, individually or in aggregate, makes it probable that the economic decisions of a reasonably knowledgeable user of the financial statements may be influenced, We Consider quantitative materiality and qualitative factors in (i) planning the scope of our audit work and in evaluating the results of our work; and (ii) to evaluate the effect of any identified misstatements in the financial statements.

We also communicate with those charged with governance regarding, among other matters, the planned scope and timing of the audit and significant audit findings, including any significant deficiencies in internal control that we identify during our audit.

We also provide those charged with governance with a statement that we have complied with relevant ethical requirements regarding independence, and to communicate with them all relationships and other matters that may reasonably be thought to bear on our independence, and where applicable, related safeguards.

Report on Other Legal and Regulatory Requirements

1. As required by the Companies (Auditor's Report) Order, 2016 ("the Order") as amended, issued by the Central Government of India in terms of sub-section (11) of Section 143 of the Act, we give in the Annexure 'A' a statement on the matters specified in paragraphs 3 and 4 of the Order.
2. As required by Section 143 (3) of the Act, we report that:
 - (a) We have sought and obtained all the information and explanations which to the best of our knowledge and belief were necessary for the purposes of our audit;
 - (b) In our opinion proper books of accounts as required by law have been kept by the Company so far as it appears from our examination of those books.
 - (c) The Balance Sheet, the statement of Profit and Loss and the Cash flow Statement dealt with by this Report are in agreement with the books of account.
 - (d) In our opinion, the aforesaid standalone financial statements comply with the Accounting Standards specified under Section 133 of the Act, read with Rule 7 of the Companies (Accounts) Rules, 2014;
 - (e) On the basis of the written representations received from the Directors as on 31 March, 2021 taken on record by the Board of Directors, none of the directors is disqualified as on 31st March, 2021 from being appointed as a director in terms of Section 164(2) of the Companies Act, 2013.
 - (f) With respect to the adequacy of the Internal controls over financial reporting of the Company and the operating effectiveness of such controls, refer to our separate report in "Annexure B' and
 - (g) With respect to the other matters to be included in the Auditor's Report in accordance with Rule 11 of the Companies (Audit and Auditors) Rules, 2014, in our opinion and to the best of our information and according to the explanations given to us:



- i. The Company has disclosed the impact of pending litigations on its financial position in its Standalone financial statements – Refer Note 2.27 to the Standalone financial statements;
- ii. The Company has made provisions, as required under the applicable law or accounting standards for material foreseeable losses on long term contracts and the company did not have any derivative contracts.
- iii. The Company has no amount that is required to be transferred to the Investor Education and Protection Fund.

For V. Rohatgi & Co
Chartered Accountants
Firm Registration No: 000980C



Sonika Thapa

Sonika Thapa
Partner

M.NO: 411850

UDIN: 21411850AAAAF6814

Place: Ranchi

Dated: 08/11/2021

**“Annexure A” to the Independent Auditor’s Report
(Referred to in paragraph 1 of our Report on Other Legal and Regulatory Requirements)**

- (i) In respect of its fixed assets:
- (a) The Company has maintained proper records showing in most cases, full particulars including quantitative details and situation of fixed assets.
 - (b) The fixed assets of the Company have been physically verified by the management once in the year in a phased manner. In our opinion, the period of verification is reasonable having regard to the size of the company and the nature of its business. No material discrepancies have been noticed on such verification.
 - (c) The Company does not own any Immovable Property. Therefore the provision of the Order is not applicable to the Company.
- (ii) In respect of physical verification of Inventory:
- (a) The inventories have been physically verified by the management with reasonable frequency during the year. In certain cases, the stocks have been verified on the basis of visual survey/estimates.
 - (b) In our opinion and according to the information and explanations given to us, the company has maintained proper records of its inventory. No material discrepancies have been noticed on verification between the physical stocks and the book records.
- (iii) In our opinion and according to the information and explanations given to us, the company has not granted any loans, secured or unsecured, to companies, firms, limited liability partnership or other parties listed in the Register maintained under Section 189 of the Companies Act, 2013.
- (iv) In our opinion and according to the information and explanations given to us, the company has complied with the provisions of Section 185 & 186 of the Companies Act, 2013 in respect of loans, investments guarantees and security.
- (v) According to the information and explanations given to us, the company has not accepted any public deposits during the year which requires the compliance with the provisions of Sections 73 to 76 or any other relevant provisions of the Companies Act, 2013 and the Companies (Acceptance of Deposit) Rules, 2015, as amended.
- (vi) In our opinion, the prescribed accounts and records pursuant to the Rules made by the Central Government for the maintenance of cost records under section 148(1) of the Companies Act, 2013, are commensurate with the size and nature of business.
- (vii) According to the information and explanations given to us in respect of statutory dues:
- The Company has generally been regular in depositing undisputed statutory dues, including Provident Fund, Income-tax, Goods and Service Tax, Value Added Taxes, Cess and other Statutory Dues with the appropriate authorities except in the case of TDS, where there is some delay in deposit.



- (a) According to the information and explanations given to us, there are no undisputed statutory dues outstanding for a period of more than six months from the date they became payable, as per books of accounts as at 31st March, 2021,:

Statute	Nature of Dues	Amount (Rs.)	Period to which the amount relates
Nil			

- (b) According to the information and explanation given to us, there are disputed statutory dues which have not been deposited as at 31st March 2021, as given herein below:


Statute	Nature of Dues	Amount (Rs. In Lacs)	Period which amount relates	to Forum where the disputes are pending.
Value Added Tax Act, Jharkhand	Sales Tax	8.25	2013-2014	DCCT of Commercial Taxes.

- (viii) According to the information and explanations given to us and in our opinion, as at 31st March 2021, the Company has not defaulted in repayment of dues to financial institutions, banks or government during the year.
- (ix) According to the information & explanations given by the management and the audit procedures performed, the company has not raised moneys by way of initial public offer or further public offer including debt instruments. In our opinion, the term loan has been applied for the purpose for which they were raised
- (x) To the best of our knowledge and belief and according to the information and explanations given to us, no material fraud on or by the company has been noticed or reported during the course of our audit.
- (xi) In our opinion, the company is not required to comply with the provisions of Section 197 read with Schedule V of the Companies Act; therefore the Order is not applicable to the Company.
- (xii) In our opinion, the company is not a Nidhi Company. Therefore the provisions of Paragraph 4(xii) of the Order are not applicable to the Company.
- (xiii) In our opinion, all transactions with the related parties are in compliance with Section 177 & 188 of the Companies Act, 2013 and the details have been disclosed in the Financial Statements as required by the applicable accounting standards.



- (xiv) Based upon the audit procedure performed and the information and explanations given by the management, the company has not made any preferential allotment or private placement of shares or fully or partly convertible debentures during the year under review. Accordingly, the provisions of Paragraph 3(xiv) of the Order are not applicable to the Company and hence not commented upon.
- (xv) Based upon the audit procedure performed and the information and explanations given by the management, the company has not entered into any non cash transactions with the directors or persons connected with him. Accordingly, the provisions of Paragraph 3(xv) of the Order are not applicable to the Company and hence not commented upon.
- (xvi) In our opinion, the company is not required to be registered under Section 45IA of the Reserve Bank of India Act, 1934 and accordingly, the provisions of Paragraph 3(xvi) of the Order are not applicable to the Company.

For V. Rohatgi & Co
Chartered Accountants
Firm Registration No.: 000980C



Sonika Thapa
Partner

M.No: 411850

UDIN: 21411850AAAAFE6814



Place : Ranchi

Dated : 08/11/2024

“Annexure B” to the Independent Auditor’s report of even date on Standalone Financial Statements of Excel Venture Construction Private Limited

Report on Internal Financial Controls under clause (i) of sub-section 3 of section 143 of the Companies Act, 2013 (“the Act”)

We have audited the internal financial controls over financial reporting of **Excel Venture Construction Private Limited** (“the company”) as on 31st March, 2021 in conjunction with our audit of the Standalone financial statements of the company for the year ended on that date.

Management’s Responsibility for Internal Financial Controls

The company’s management is responsible for establishing and maintaining internal financial controls based on the internal control over financial reporting criteria established by the company considering the essential components of internal control stated in the Guidance Note on Audit of Internal Financial Controls over Financial Reporting issued by the Institute of Chartered Accountants of India. These responsibilities include the design, implementation and maintenance of adequate internal financial controls that were operating effectively for ensuring the orderly and efficient conduct of its business, including adherence to company’s policies, the safeguarding of its assets, the prevention and detection of frauds and errors, the accuracy and completeness of the accounting records, and the timely preparation of reliable financial information, as required under the companies Act, 2013.

Auditors Responsibility

Our responsibility is to express an opinion on the company’s internal financial controls over financial reporting based on our audit. We conducted our audit in accordance with the Guidance Note on Audit of Internal Financial Controls over Financial Reporting (the “Guidance Note”) and the Standards on Auditing, issued by ICAI and deemed to be prescribed under section 143(10) of the companies Act, 2013, to the extent applicable to an audit of internal financial controls, both applicable to an audit of Internal Financial Controls and, both issued by the Institute of Chartered Accountants of India. Those standards and the Guidance Note require that we comply with ethical requirements and plan and perform the audit to obtain reasonable assurance about whether adequate internal financial controls over financial reporting was established and maintained and if such controls operated effectively in all material respects.

Our audit involves performing procedures to obtain audit evidence about the adequacy of the internal financial controls system over financial reporting and their operating effectiveness. Our audit of internal financial controls over financial reporting included obtaining an understanding of internal financial controls over financial reporting, assessing the risk that a material weakness exists, and testing and evaluating the design and operating effectiveness of internal control based on the assessed risk. The procedures selected depend on the auditor’s judgment, including the assessment of the risks of material misstatement of the financial statements, whether due to fraud or error.

We believe that the audit evidence we have obtained is sufficient and appropriate to provide a basis for our audit opinion on the Company’s internal financial control system over financial reporting.



Meaning of Internal Financial Controls over Financial Reporting

A company's internal financial control over financial reporting is a process designed to provide reasonable assurance regarding the reliability of financial reporting and the preparation of financial statement for external purposes in accordance with generally accepted accounting principles. A company's internal financial control over financial reporting includes those policies and procedures that (1) pertain to the maintenance of records that, in reasonable detail, accurately and fairly reflect the transactions and dispositions of the assets of the company; (2) provide reasonable assurance that transactions are recorded as necessary to permit preparation of Standalone financial statements in accordance with generally accepted accounting principles, and that receipts and expenditures of the company are being made only in accordance with authorizations of management and directors of the company; and (3) provide reasonable assurance regarding prevention or timely detection of unauthorized acquisition, use, or disposition of the company's assets that could have a material effect on the Standalone financial statements.

Inherent Limitations of Internal Financial Controls over Financial Reporting

Because of the inherent limitations of internal financial controls over financial reporting, including the possibility of collusion or improper management override of controls, material misstatements due to error or fraud may occur and not be detected. Also, projections of any evaluation of the internal financial controls over financial reporting to future periods are subject to the risk that internal financial control over financial reporting may become inadequate because of changes in conditions, or that the degree of compliance with the policies or procedures may deteriorate.

Opinion

In our opinion and to the best of our information and according to the explanation given to us, the company has, in all material respects, an adequate internal financial controls system over financial reporting and such internal financial controls over financial reporting were operating effectively as at 31st March, 2021, based on the internal controls over financial reporting criteria established by the Company considering the essential components of internal control stated in the Guidance Note on Audit of Internal Financial controls over Financial Reporting issued by the Institute of Chartered Accountants of India.

For V. Rohatgi & Co.
Chartered Accountants

Firm Registration Number: 000980C

Sonika Thapa

Sonika Thapa
(Partner)

M. No.: 411850

UDIN: 21411850AAAF66814



Place: Ranchi

Dated 08/11/2021

EXCEL VENTURE CONSTRUCTION PRIVATE LIMITED
A-104, SYMPHONY APARTMENT , PLOT NO. 9, NEAR SAHJANAND CHOWK,
HARMU, RANCHI - 834002

BALANCE SHEET AS ON 31ST MARCH 2021

S. No	PARTICULARS	Note No.	Current Year Amount in (₹)	Previous Year Amount in (₹)
I	<u>EQUITY AND LIABILITIES</u>			
(1)	<u>Share Holders' Funds</u>			
	(a) Share Capital	2.1	10953000	10953000
	(b) Reserve & Surplus	2.2	143465864	129271624
	(c) Money received against share warrants		Nil	Nil
(2)	Share Application money pending allotment		Nil	Nil
(3)	<u>Non Current Liabilities</u>			
	(a) Long Term Borrowings	2.3	Nil	7500000
	(b) Deferred Tax Liabilities		Nil	Nil
	(c) Other Non Current Liabilities		Nil	Nil
	(d) Long Term Provisions	2.4	1653117	1507212
(4)	<u>Current Liabilities</u>			
	(a) Short Term Borrowings	2.5	Nil	465708
	(b) Trade Payables		57890329	65927557
	(c) Other Current Liabilities	2.6	9158351	10717460
	(d) Short Term Provisions	2.7	14205713	9577906
	TOTAL		237326374	235920467
II	<u>ASSETS</u>			
(1)	<u>Non-Current Assets</u>			
	(a) Property, Plant & Equipment			
	(i) Tangible assets	2.8	20597841	26316709
	(b) Non Current Investments	2.9	68654208	50255159
	(c) Long Term Loans & Advances	2.10	34517154	44369264
	(d) Other Non-Current Assets		Nil	Nil
(2)	<u>Current Assets</u>			
	(a) Current Investments		Nil	Nil
	(b) Inventories	2.11	35626820	47963737
	(c) Trade Receivables	2.12	14993214	7652207
	(d) Cash and Cash Equivalents	2.13	11944625	4378708
	(e) Other Bank Balances	2.14	14123216	21502926
	(f) Short Term Loans & Advances	2.15	16245360	16397783
	(g) Other Current Assets	2.16	20623936	17083974
	Significant Accounting Policies and Notes on Accounts	TOTAL	237326374	235920467


The Notes referred to above form an Integral Part of Balance Sheet

In Terms of Our Separate Report of Even Date

For V. Rohatgi & Co

Chartered Accountants

FRN: 000980C



(Sonika Thapa)

Partner

M.No. 411850

UDIN:- 21411850AAAAFE6814

Place : Ranchi

Date : 08/11/2021



Excel Venture Construction Pvt. Ltd.

For Excel Venture Construction Private Limited



Managing Director

Sanjeet

Managing Director

DIN: 01151985

Excel Venture Construction Pvt. Ltd.


Ritu Thakur

Director

Director

DIN: 01072850

EXCEL VENTURE CONSTRUCTION PRIVATE LIMITED
A-104, SYMPHONY APARTMENT , PLOT NO. 9, NEAR SAHJANAND CHOWK,
HARMU, RANCHI - 834002

WORKS AND PROFIT & LOSS ACCOUNT FOR THE YEAR ENDED 31ST MARCH 2021

S. No	PARTICULARS	Note No.	Current Year Amount in (₹)	Previous Year Amount in (₹)
I.	Revenue from Operation (Civil Construction)	2.17	201434173	180973115
II	Other Income	2.18	6067006	5578388
III	Total Revenue (I+II)		207501179	186551503
IV	Expenses			
	Purchases		101788637	94557657
	(Increase)/ Decrease in Inventories		12336917	(2919595)
	Works Expenses	2.19	49596457	47089613
	Employee Benefit Expenses	2.20	13376682	14195792
	Finance Cost	2.21	882112	2620910
	Depreciation	2.8	6559961	8526536
	Other Expenses	2.22	4138366	5280891
	Total Expenses (IV)		188679132	169351804
V.	Profit Before exceptional and extraordinary items and Tax (III-IV)		18822047	17199699
VI.	Exceptional items		Nil	Nil
VII.	Profit before Extraordinary Items and Tax		18822047	17199699
VIII.	Extraordinary Items		Nil	Nil
IX.	Profit before Tax (VII-VIII)		18822047	17199699
X	Tax Expenses			
	(1) Current Tax		4627807	4436217
	(2) Earlier Tax		Nil	226537
	(3) Deferred Tax		Nil	Nil
XI	Profit/ (Loss) for the period from Continuing operations (VII-VIII)		14194240	12536945
XII	Profit/(Loss) from Discontinuing Operations		Nil	Nil
XIII	Tax Expense of Discontinuing Operations		Nil	Nil
XIV	Profit/(Loss) from Discontinuing operation (after tax) (XII-XIII)		Nil	Nil
XV	Profit (Loss) for the period (XI+XIV)		14194240	12536945
XVI	Earning per Equity Shares			
	(1) Basic		12.96	11.45
	(2) Diluted		12.96	11.45
Significant Accounting Policies and Notes on Accounts		1 & 2		

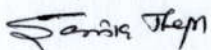
The Notes referred to above form an Integral Part of Balance Sheet

In Terms of Our Separate Report of Even Date

For V. Rohatgi & Co

Chartered Accountants

FRN: 000980C



(Sonika Thapa)

Partner

M.No. 411850


UDIN :- 21411850AAAAAFE6814

Place : Ranchi

Date : 08/11/2021



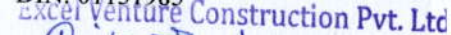
Excel Venture Construction Pvt. Ltd.
For Excel Venture Construction Private Limited


Managing Director

Sanjeet

Managing Director

DIN: 01151985


Excel Venture Construction Pvt. Ltd.

Ritu Thakur

Director

Director

DIN: 01072850

EXCEL VENTURE CONSTRUCTION PRIVATE LIMITED

A-104, SYMPHONY APARTMENT , PLOT NO. 9, NEAR SAHJANAND CHOWK,
HARMU, RANCHI - 834002

CASH FLOW STATEMENT FOR THE YEAR ENDED 31ST MARCH, 2021

PARTICULARS	Amount (In ₹)
A Cash flow from Operating Activities :	
Net Profit as per Profit & Loss Account	14194240
<u>Adjustments for:</u>	
Depreciation	6559961
Finance charges	882112
Provision for income tax	4627807
Earlier Year	Nil
Gratuity	79905
Leave encashment	66000
Profit on Disposal of Fixed assets	(378971)
Profit From Mini Excel (JV)	(892704)
Interest on fdr	(3101625)
Operating profit before Working Capital Changes	7842485
	22036725
<u>Adjustments for:</u>	
Inventories (work in progress)	12336917
Trade Receivables	(7341007)
Short Term Loans & Advances	152423
Long Term Loan & Advances	9852110
Other Current Assets	1079030
Trade & Other Payable	(9596337)
Cash generated from Operating Activities	6483136
Income Tax paid	28519861
Net cash from Operating Activities	(4386359)
	24133503
B Cash flow from Investing Activities :	
Purchases of Fixed Assets	(961122)
Proceeds from Sale of Fixed assets	499000
Investment in Fdr /Others	(9337377)
Proceed from Maturity of FDR	2072000
Interest on FDR	7733
Net Cash from Investing Activities	(7719766)
C Cash flow from Financing Activities :	
Repayment of Secured Loan	(465708)
Repayment of Unsecured Loan	(7500000)
Finance charges paid	(882112)
Net cash from Financing Activities	(8847820)
Net decrease in Cash & Cash Equivalents	7565917
Opening Cash & Cash Equivalents (As per schedule '2.13' of Balance Sheet attached)	4378708
Closing Cash & Cash Equivalents (As per schedule '2.13' of Balance sheet attached)	11944625
Significant Accounting Policies and Notes on Accounts	1 & 2

The Schedules referred above form an integral part of Balance Sheet.

In Terms of our Separate Report of even date.

For V. Rohatgi & Co
Chartered Accountants
FRN: 000980C



Sonika Thapa

(Sonika Thapa)

Partner

M.No. 411850

UDIN: 21411850AAAAFE6814

Place : Ranchi

Date : 08/11/2021

For Excel Venture Construction Private Limited

Excel Venture Construction Pvt. Ltd.

Sanjeet

Managing Director

Sanjeet

Managing Director

DIN: 01151985

Excel Venture Construction Pvt. Ltd.

Ritu Thakur

Ritu Thakur

Director

DIN: 01072850

Director

Significant Accounting Policies and Notes on Accounts:

Company Overview:

The company is into the business of civil construction and real estate Development.

1. Significant Accounting Policies

1.1. Basis of preparation of financial statement

These financial statements are prepared in accordance with Indian Generally Accepted Accounting Principles (GAAP) under the historical cost convention on the accrual basis. GAAP comprises mandatory accounting standards as prescribed by the Companies (Accounting Standards) Rules, 2006, the provisions of the Companies Act, 2013. Accounting policies have been consistently applied except where a newly issued accounting standard is initially adopted or a revision to an existing accounting standard requires a change in the accounting policy hitherto in use.

1.2. Use of Estimates

The preparation of the financial statements in conformity with GAAP requires management to make estimates and assumptions that affect the reported balances of assets and liabilities and disclosures relating to contingent liabilities as at the end of financial statements and reported amounts of income and expenses during the period. An example of such estimates includes income taxes.

Accounting estimates could change from period to period. Actual results could differ from those estimates. Appropriate changes in estimates are made as the Management becomes aware of changes in circumstances surrounding the estimates. Changes in estimates are reflected in the financial statements in the period in which changes are made and, if material, their effects are disclosed in the notes to the financial statements.

The Management periodically assesses using, external and internal sources, whether there is an indication that an asset may be impaired. An impairment loss is recognized wherever the carrying value of assets exceeds its recoverable amount. The recoverable amount is higher of the asset's net selling price and value in use, which means the present value of the future cash flows expected to arise from the continuing use of the asset and its eventual disposal. An impairment loss for an asset is reversed if, and only if, the reversal can be related objectively to an event occurring after the impairment loss was recognized. The carrying amount of an asset is increased to its revised recoverable amount, provided that this amount does not exceed the carrying amount that would have been determined net of any accumulated amortization or depreciation) had no impairment loss been recognized for the assets in prior years.



1.3. Revenue Recognition

Revenue is recognised to the extent that it is probable that the economic benefits will flow to the Company and the revenue can be reliably measured. Revenue of the Company comprises of income from contract works, flat development, compensation and interest on deposits.

- a) Revenue from construction contracts are recognized in accordance with Accounting Standard 7 (Revised) issued by the Institute of Chartered Accountants of India as far as applicable and practicable. Revenue from other contracts is recognized as and when accrued.
- b) Revenue from real estate projects is recognised when it is reasonably certain that the ultimate collection will be made and that there is buyers' commitment to make the complete payment. The following specific recognition criteria must also be met before revenue is recognized:

Revenue from real estate under development/ sale of developed property is recognised upon transfer of all significant risks and rewards of ownership of such real estate/ property, as per the terms of the contracts entered into with buyers, which generally coincides with the firming of the sales contracts/ agreements, except for contracts where the Company still has obligations to perform substantial acts even after the transfer of all significant risks and rewards. In such cases, the revenue is recognised on percentage of completion method, when the stage of completion of each project reaches a reasonable level of progress. Revenue is recognised in proportion that the contract costs incurred for work performed up to the reporting date bear to the estimated total contract costs

- c) Interest on FDR / STDR is recognized on accrual basis. Income is recognised on a time proportion basis taking into account the amount outstanding and the rate applicable.

1.4. Provisions and Contingent Liabilities

A provision is recognized if, as a result of a past event, the Company has a present legal obligation that can be estimated reliably, and it is probable that an outflow of economic benefits will be required to settle the obligation. Provisions are determined by the best estimate of the outflow of economic benefits required to settle the obligation at the reporting date. Where no reliable estimate can be made, a disclosure is made as contingent liability. A disclosure for a contingent liability is also made when there is a possible obligation or a present obligation that may, but probably will not, require an outflow of resources, Where there is a possible obligation or a present obligation in respect of which the likelihood of outflow of resources is remote, no provision or disclosure is made.

1.5. Property, Plant & Equipment

Property, Plant & Equipment are stated at cost of acquisition or construction less accumulated depreciation. Cost include purchase price, taxes and duties, labour cost and directly attributable costs for self constructed assets and other direct costs incurred up to the date assets is ready for its intended use.



1.6. Depreciation and amortization

The Company has revised the accounting policy for Depreciation of Assets in alignment with Schedule II of the Companies Act 2013, which became applicable from 1st April, 2014. Depreciation is provided on W.D.V considering residual value of 5% of Cost of the assets, over the useful lives of the assets, as specified in Schedule II of the Companies Act 2013. Assets costing upto Rs. 5000/- are fully depreciated in the year in which they are put to use.

1.7. Inventories

Direct expenditure relating to construction activity is inventorised. Direct and other expenditure is determined based on specific identification to the construction. Cost incurred/items purchased specifically for projects are taken as consumed as and when incurred/ received.

Work-in-progress - Contractual: Cost of work yet to be certified/ billed, as it pertains to contract costs that relate to future activity on the contract, are recognised as contract work-in-progress provided it is probable that they will be recovered. Contractual work-in-progress is valued at estimated cost.

1.8. Retirement benefit to employees.


➤ **Gratuity**

The provision for liability towards gratuity is based on accrual basis at the year end.

1.9. Income Taxes

Income tax accrued in the same period that the related revenue and expenses arise. A provision is made for income tax annually, based on the tax liability computed after considering tax allowances and exemptions. A provision is recognized if, as a result of a past event, the Company has a present legal obligation that can be estimated reliably, and it is probable that an outflow of economic benefits will be required to settle the obligation. Provisions are determined by the best estimate of the outflow of economic benefits required to settle the obligation at the reporting date. Where no reliable estimate can be made, a disclosure is made as contingent liability. A disclosure for a contingent liability is also made when there is a possible obligation or a present obligation that may, but probably will not, require an outflow of resources, where there is a possible obligation or a present obligation in respect of which the likelihood of outflow of resources is remote, no provision or disclosure is made.

The difference that result between the profit considered for income taxes and the profit as per the financial statements are identified, and thereafter a deferred tax assets or deferred tax liability is recorded for timing differences, namely the differences that originate in one accounting period and reverse in another, based on the tax effect of the aggregate amount of timing difference. The tax effect is calculated on the accumulated timing difference at the end of an accounting period based on enacted or substantively enacted regulations. Deferred tax assets in situation where unabsorbed depreciation and carry forward business loss exists, are recognized only if there is virtual certainty supported by convincing evidence that sufficient future taxable income will be available against which such deferred tax asset can be realized. Deferred Tax Assets other than in situation of unabsorbed depreciation and carry forward business loss are recognized only if there is reasonable certainty that they will be realized. Deferred tax assets are reviewed for the appropriateness of their respective carrying values at



each reporting date. Deferred tax assets and deferred tax liabilities have been offset wherever the Company has a legally enforceable right to set off current tax assets against current tax liabilities and where the deferred tax assets and deferred tax liabilities arise to income taxes levied by the same taxation authority

1.10. Earnings per Share

Basic earnings per share are calculated by dividing the net profit for the year attributable to equity shareholders by the weighted average number of equity shares outstanding during the year. Diluted earnings per share are calculated by dividing the net profit for the year attributable to equity shareholders by the weighted average number of equity shares considered for deriving basic earnings per share.

1.11. Investments

Investments that are readily realisable and intended to be held for not more than a year are classified as current investments. All other investments are classified as long-term investments. On initial recognition, all investments are measured at cost. The cost comprises purchase price and directly attributable acquisition charges such as brokerage, fees and duties. If an investment is acquired, or partly acquired, by the issue of shares or other securities, the acquisition cost is the fair value of the securities issued. Current investments are carried at lower of cost and fair value determined on an individual investment basis. Long-term investments are carried at cost. However, provision for diminution in value is made to recognise a decline other than temporary in the value of the investments. On disposal of an investment, the difference between its carrying amount and net disposal proceeds is charged or credited to the statement of profit and loss.

1.12. Cash and Cash Equivalents

Cash and Cash equivalent comprises of Cash and balances with banks. The Company considers all highly liquid investments with a remaining maturity of three months or less from the date of purchases and that are readily convertible to known amount of cash, to be cash equivalents.

1.13. Impairment of Property, Plant & Equipment.

The carrying Cost of assets is reviewed at each Balance Sheet date to determine whether there is any indication of impairment of assets. If any indication exists, the recoverable value of such assets is estimated. An impairment loss is recognized when the carrying cost of assets exceeds its recoverable value. An impairment loss is reversed, if there has been a change in the estimates used to determine the recoverable amount and recognized in compliance of AS-28.



2. NOTES ON ACCOUNTS FOR THE YEAR ENDED 31st MARCH 2021.

- Amount in the financial statements are prepared in Rupees.
- The previous year figures have been regrouped/ reclassified, wherever necessary to confirm the current year presentation.

2.1 SHARE CAPITAL

PARTICULARS	Current Year Amount in (₹)	Previous Year Amount in (₹)
Authorised Capital 1100000 Equity Shares of Rs. 10/-each	11000000	11000000
Issued , Subscribed, & Paid Up Capital 1095300 Equity shares of Rs. 10/- Each	10953000	10953000
	10953000	10953000

- A. Reconciliation of the number of shares outstanding at the beginning and at the end of the reporting period.

Equity Shares	31 st March 2021		31 st March 2020	
	Nos.	Amount	Nos.	Amount
Shares at the beginning of the period	1095300	10953000	1095300	10953000
Issued during the period	Nil	Nil	Nil	Nil
Shares at the end of the Period	1095300	10953000	1095300	10953000

A. Terms/ rights attached to Equity Shares

The Company has only one class of equity shares having a par value of Rs. 10 per share. Each holder of equity shares is entitled to one vote per share.

The company declares and pays dividend in Indian Rupees. The dividend proposed by the Board of Directors is subject to approval of the shareholders in the ensuing Annual general Meeting.

In the event of liquidation of the company, the holders of equity shares will be entitled to receive remaining assets of the company after distribution of all preferential amounts. The distribution will be in proportion to the number of equity shares held by the shareholder.



Excel Venture Construction Private Limited
Regd Office: A-104, Symphony Apartment,
Plot No-9, Near Sahjanand Chowk,
Harmu, Ranchi-834002

B. Details of Shareholder holding more than 5% shares in the Company

Name of Share Holders	31 st March 2021		31 st March 2020	
	Nos.	Amount	Nos.	Amount
Sanjeet	432200	4322000	432200	4322000
Ritu Thakur	185700	1857000	185700	1857000
Ramji Thakur	74000	740000	74000	740000
Sitaram Family Welfare Trust	240300	2403000	240300	2403000



2.2 RESERVE & SURPLUS

PARTICULARS	Current Year Amount in (₹)	Previous Year Amount in (₹)
Profit & Loss Account		
Balance Brought Forward from previous Year	129271624	116734679
Add: Profit during the Year	14194240	12536945
	143465864	129271624

2.3 LONG TERM BORROWINGS

PARTICULARS	Current Year Amount in (₹)	Previous Year Amount in (₹)
Unsecured Loan from Directors	Nil	7500000
	Nil	7500000

2.4 LONG TERM PROVISIONS

PARTICULARS	Current Year Amount in (₹)	Previous Year Amount in (₹)
Provision for Gratuity	977529	897624
Provision for Leave Encashment	675588	609588
	1653117	1507212

2.5 SHORT TERM BORROWINGS

PARTICULARS	Current Year Amount in (₹)	Previous Year Amount in (₹)
Loan Repayable in Next 12 Months (CITI Bank NA)	Nil	465708
	Nil	465708



2.6 OTHER CURRENT LIABILITIES

PARTICULARS	Current Year Amount in (₹)	Previous Year Amount in (₹)
Advance against Booking of Flat	5421100	400000
Advance Against Booking of Mall	121000	121000
Mobilisation Advance	Nil	9821428
Expenses Payable	1915211	99801
E.P.F Payable	54728	27364
GST Payable	1304190	Nil
TDS Payable	146702	36767
V. Rohatgi & Co	195420	211100
	9158351	10717460

2.7 SHORT TERM PROVISIONS

PARTICULARS	Current Year Amount in (₹)	Previous Year Amount in (₹)
Provision for Tax (2014-2015)	5141689	5141689
Provision for Tax (2019-2020)	4436217	4436217
Provision for Tax (2020-2021)	4627807	Nil
	14205713	9577906





2.8. PROPERTY, PLANT & EQUIPMENT

PARTICULARS	Gross Block			Depreciation		Net Block				
	as on 01/04/2020	Addition	Less: Deduction	As on 31/03/2021	Upto 31/03/2020	During the Year	Adjustment	Total	As On 31/03/2021	As On 31/03/2020
OFFICE EQUIPMENT										
AIR CONDITIONER	1006642	-	-	1006642	804647	80998	-	885645	120997	201995
FRIDGE	59690	-	-	59690	56619	86	-	56705	2985	3071
TELEVISION/SPEAKER	440072	25746	-	465818	359436	36537	-	395973	69844	80636
XEROX MACHINE	49600	-	-	49600	47120	-	-	47120	2480	2480
CCTV	28978	-	-	28978	22433	1447	-	23880	5098	6545
MOBILE PHONE	196963	71949	-	268912	126147	32191	-	158338	110574	70816
BIOMETRIC MACHINE	6356	-	-	6356	1,428.00	2247	-	3675	2681	4,927.93
COOLER	72881	-	-	72881	26,819.00	20944	-	47763	25118	46,062.36
FURNITURE & FIXTURES										
FURNITURE & FIXTURES	166538	-	-	166538	92043	18625	-	110668	55870	74495
PLANT & MACHINERY										
GENERATOR	3505846	-	-	3505846	2442890	216818	-	2659708	846138	1062956
AUTO LEVEL MACHINE	61300	-	-	61300	32593	6170	-	38763	22537	28707
BATHING PLANT	2129928	-	-	2129928	2010875	12557	-	2023432	106496	119053
CRANE	124800	-	-	124800	118560	-	-	118560	6240	6240
ENGINE HAMMER	53824	-	-	53824	48696	1318	-	50014	3810	5128
HOT MIXING PLANT	6206966	-	-	6206966	5896617	0	-	5896617	310349	310349
HOIST 10HP (ELECTRIC)	203840	-	-	203840	184831	4907	-	189738	14102	19009
JCB	10368669	-	-	10368669	6771552	775752	-	7547304	2821365	3597117
MINI CRANE	116685	-	-	116685	107002	2748	-	109750	6935	9683
PAVER FINISHER	1670568	-	-	1670568	1586997	42	-	1587039	83529	83571
PUMP SET	69517	11786	-	81303	42095	5975	-	48070	33233	27422
ROLLER	7616985	-	-	7616985	6271116	242244	-	6513360	1103625	1345869
SOLAR SYSTEM	104510	-	-	104510	83082	4804	-	87886	16624	21428
WATER TANKER	10800	-	-	10800	10260	-	-	10260	540	540
LAWN MOWER	55000	-	-	55000	39678	3390	-	43068	11932	15322
SHUTTERING MATERIAL	8137468	356008	-	8493476	4354746	875420	-	5230166	3263310	3782722
WATER TREATMENT PLANT	81000	-	-	81000	58068	5071	-	63139	17861	22932
DUMPER	3200200	-	-	3200200	3040190	-	-	3040190	160010	160010
EXCAVATOR	3377927	-	-	3377927	3209031	-	-	3209031	168896	168896
MIXTURE MACHINE	4003658	-	-	4003658	1662561	-	-	2180378	1823280	2341097
HYWA	14985998	-	-	14985998	10328847	1460332	-	11789179	3196819	4657151
GYSER	8715	-	-	8715	4778	864	-	5642	3073	3937
WELDING MACHINE	57595	-	-	57595	11149	10284	-	21433	36162	46446
BENDING MACHINE	60000	-	-	60000	24279	7899	-	32178	27822	35721
TESTING MACHINE	236284	-	-	236284	73789	35950	-	109739	126545	162495
FOGGING MACHINE	10593	-	-	10593	4290	1393	-	5683	4910	6303
VIBRATOR & NEEDLE	66356	-	-	66356	6,548.00	13234	-	19782	46574	59808
SOIL COMPACTOR	2013761	374500	-	2013761	1,95,018.00	402729	-	597747	1416014	1818743
BITUMIN TANK	-	-	-	374500	-	20400	-	20400	354100	-
MOTOR CAR & MOTOR CYCLE										
MOTOR CYCLE	343987	-	-	343987	320696	2320	-	323016	20971	23291
MOTOR CAR (BMW)	7118000	-	-	7118000	5911466	378688	-	6290154	827846	1206534
BOLERO CAMPER	391456	-	-	391456	371883	-	-	371883	19573	19573
FORTUNAR	3821676	-	-	3821676	3630592	-	-	3630592	191084	191084
HONDA CIVIC	1094000	-	-	1094000	1039300	-	-	1039300	54700	54700
SCORPIO	1924857	-	-	1924857	1412684	150913	-	1563597	361260	512173
MERCEDES BENZ	6020661	-	-	6020661	2269886	1176554	-	3446440	2574221	3750775
TATA SAFARI STORM	1356000	-	(1356000)	-	1235971	-	(1235971)	-	-	120029
COMPUTER & PRINTER										
COMPUTER & PRINTER	413313	121133	-	534446	384446	30293	-	414739	119707	28867
PREVIOUS YEAR	93050463	961122	(1356000)	92655585	66733754	659961	(1235971)	72057744	20597841	26316709
	89217912	3832551	-	93050463	5820218	8526536	-	66733754	26316709	31010694

2.9 NON CURRENT INVESTMENTS

PARTICULARS	Current Year Amount in (₹)	Previous Year Amount in (₹)
Fixed Deposits	36767058	19508089
Mutual Fund (SBI)	1500000	1500000
Mini Excel JV	30387151	29247070
	68654208	50255159

2.10 LONG TERM LOANS & ADVANCES

PARTICULARS	Current Year Amount in (₹)	Previous Year Amount in (₹)
Earnest Money	3254700	3254700
Security Deposits	28398919	38251029
Project Cost (Mall)	2863535	2863535
	34517154	44369264

2.11 INVENTORIES

PARTICULARS	Current Year Amount in (₹)	Previous Year Amount in (₹)
Work in Progress (Contract) & Stock of Materials	3932972	17678950
Finished / Semi Finished / Unfinished Stock (Flat)	31693848	30284787
	35626820	47963737

2.12 TRADE RECEIVABLES

PARTICULARS	Current Year Amount in (₹)	Previous Year Amount in (₹)
<u>More than Six Months (Unsecured , Considered Goods)</u>	6552207	7652207
<u>Less than Six Months (Unsecured , Considered Goods)</u>	8441007	Nil
	14993214	7652207



2.13 CASH & CASH EQUIVALENTS

PARTICULARS	Current Year Amount in (₹)	Previous Year Amount in (₹)
CASH AT BANK		
SBI Commercial Branch (Power Pack) (00000031619058132)	532735	3638125
SBI Jamtara-(11048449449)	Nil	88713
SBI Khunti (11427823270)	2198	9927
SBI Ranchi(11049002852)	32632	33281
SBI Samastipur (11203586366)	2749	3339
S.B.I Commercial Branch Cash Credit	11298591	300413
Cash in Hand	75720	304910
	11944625	4378708

➤ Closing Balance of Cash in hand has been taken as certified by the Management.

2.14 OTHER BANK BALANCES

PARTICULARS	Current Year Amount in (₹)	Previous Year Amount in (₹)
Fixed Deposits including accrued Interest (Net of TDS)	14123216	21502926
	14123216	21502926

2.15 SHORT TERM LOANS & ADVANCES

PARTICULARS	Current Year Amount in (₹)	Previous Year Amount in (₹)
Security Deposits	14480254	14932677
Earnest Money	300000	Nil
Time Extension	1465106	1465106
	16245360	16397783

2.16 OTHER CURRENT ASSETS

PARTICULARS	Current Year Amount in (₹)	Previous Year Amount in (₹)
Income Tax (2014-2015)	5287328	5287328
Income Tax (2019-2020)	4943961	4943961
Income Tax (2020-2021)	4618992	Nil
Income Tax Appeal	201000	201000
GST Input	2667763	1011393
Prepaid Expenses	909745	602464
Advance Recoverable in cash or in Kind	1995147	5037828
	20623936	17083974



2.30 RELATED PARTY TRANSACTION

Name of Party	PAN	Nature	Amount (₹)
Sri Sanjeet	AFZPS8638G	Director's Remuneration	4000000/-
Smt. Ritu Thakur	ACEPT4087G	Director's Remuneration	3000000/-
Sri Ramjee Thakur	AAKPT5187F	Salary	31580/-

2.31 AUDITORS REMUNERATION

Sl No	Particulars	Current Year (in ₹)	Previous Year (in ₹)
1.	Audit Fees	200000/-	200000/-

2.32 Additional Note to the Standalone Financial Statements

a) Interest in Joint Venture

Name of Party	Nature of Relationship	Profit %	Nature of Transaction	Amount (Profit after Tax) (₹ In Lakhs)
Mini Excel JV	Joint Venture	40%	Profit Sharing	8.93

- b) As per Accounting Standard-27 'Financial Reporting of Interest in Joint Ventures' the Company's Share of ownership interest, assets, liabilities, income, expenses, contingent liabilities and capital commitments in the joint venture company, are given below:
 (₹ in Lakhs)

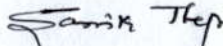
Name of the Joint Venture	% of Company Ownership Interest	Assets	Liabilities	Income	Expenditure	Contingent Liabilities	Capital Commitment
Mini Excel JV	40%	200.08	63.59	246.00	237.07	Nil	Nil



2.33 Earning Per Share

Particulars	2020-2021	2019-2020
1. Net Profit after tax as per Statement of Profit and Loss attributable to Equity Shareholders (in ₹)	14194240/-	12536945/-
2. Number of Equity Shares used as denominator for calculating EPS (Nos)	1095300	1095300
3. Face value per Equity Shares (in ₹)	10	10
4. Basic and Diluted Earnings per Shares (in ₹)	12.96	11.45

In Terms of our Separate Report of even Date
For V.Rohatgi & Co
Chartered Accountants
FRN: 000980C


(Sonika Thapa)

Partner
M.No: 411850


UDIN: 21411850AAAAAF E6814

Place: Ranchi

Dated: 08/11/2021




For Excel Venture Construction Pvt. Ltd.
Excel Venture Construction Pvt. Limited


Managing Director

Sanjeet
Managing Director

DIN: 01151985

Excel Venture Construction Pvt. Ltd.



Ritu Thakur

Director

Director

DIN: 01072850

ILIKA ESTATES PRIVATE LIMITED

Regd. Office : 23, Ganesh Chandra Avenue, 3rd Floor, Kolkata-700013
Phone No.: 033-22114457, Fax : 22115493, E-mail : ilika614@yahoo.com

CIN : U45201WB2003PTC097181

DIRECTOR'S REPORT

TO,
THE MEMBERS,
ILIKA ESTATES PRIVATE LIMITED

Your Director has pleasure in presenting their Annual Report on the business and operation of the company and the accounts for the Financial year Ended 31st March, 2021.

1 FINANCIAL SUMMARY OR HIGHLIGHTS/PERFORMANCE OF THE COMPANY :

The financial results for the year ended 31st March, 2021 and the corresponding figures for the last year are as under :-

Particulars	2020-2021	2019-2020
Income From Business Operations	17,33,27,230.38	3,90,22,500.00
Add: Other Income	1,29,723.67	84,246.00
Total Income	17,34,56,954.05	3,91,06,746.00
Total Expenses before depreciation and finance cost	16,04,10,755.21	3,89,88,187.76
Profit Before interest, Depreciation & Tax	1,30,46,198.84	1,18,558.24
Less: Finance Cost	-	-
Less: Depreciation & Amortization Expense	2,08,390.63	1,90,013.42
Profit before Tax	1,28,37,808.21	(71,455.18)
Tax Expense		
Current Tax	29,27,282.00	-
Deferred Tax	9,947.44	27,259.07
Profit after Tax	99,00,578.77	(98,714.25)
Less : Proposed Dividend & Tax thereon	-	-
Balance carried to Balance Sheet	99,00,578.77	(98,714.25)

2 RESERVE & SURPLUS :

No transfer to the General Reserve is proposed to be made by the Directors.

3 BRIEF DESCRIPTION OF THE COMPANY'S WORKING DURING THE YEAR/STATE OF COMPANY'S AFFAIR:

During the Financial Year 2020-2021, the Company has incurred a net profit of Rs. 99,00,578.77.

4 CHANGE IN THE NATURE OF BUSINESS :

There is no Change in the nature of the business of the Company done during the year.

5 EVENTS SUBSEQUENT TO THE DATE OF FINANCIAL STATEMENTS:

No material changes and commitments affecting the financial position of the Company occurred between the ends of the financial year to which this financial statement relate on the date of this report.

6 **DIVIDEND :**

To strengthen the financial position of the Company and to augment working capital your directors regret to declare any dividend.

7 **MEETINGS :**

Board of directors meet seven times as and when required for smooth and efficient running of the business during the financial year.

S. No.	Date of Meeting	Total No of Directors on the Date of Meeting	No of Directors attended	% of Attendance
1	20/04/2020	3	3	100%
2	21/07/2020	3	3	100%
3	03/09/2020	3	3	100%
4	22/10/2020	3	3	100%
5	03/12/2020	3	3	100%
6	10/02/2021	3	3	100%
7	16/03/2021	3	3	100%

8 **DIRECTORS AND KEY MANAGERIAL PERSONNEL AND MANAGERIAL REMUNERATION :**

There is no change in the directors and key managerial personnel during the year under review. There is no Independent Director in the company.

9 **COMPANY'S POLICY RELATING TO DIRECTORS APPOINTMENT, PAYMENT OF REMUNERATION AND DISCHARGE OF THEIR DUTIES :**

The provisions of Section 178(1) relating to constitution of Nomination and Remuneration Committee are not applicable to the Company.

10 **DETAILS OF POLICY DEVELOPED AND IMPLEMENTED BY THE COMPANY ON ITS CORPORATE SOCIAL RESPONSIBILITY INITIATIVES :**

The provisions of Corporate Social Responsibility are not applicable to the company.

11 **RISK MANAGEMENT POLICY :**

The Company has developed and implemented a risk management policy which identifies major risks which may threaten the existence of the Company. The same has also been adopted by your Board and is also subject to its review from time to time. Risk mitigation process and measures have been also formulated and clearly spelled out in the said policy.

12 **SUBSIDIARY, JOINT VENTURE AND ASSOCIATE COMPANY :**

The Company has no Subsidiary, Joint Venture or Associate Company.

13 **SIGNIFICANT & MATERIAL ORDERS PASSED BY THE REGULATORS:**

During the year no significant and material orders passed by the regulators or courts or tribunals impacting the going concern status and company's operations in future.

14 **CHANGES IN SHARES CAPITAL :**

The Company has not issued any Equity Shares during the previous financial year.

15 **STATUTORY AUDITORS:**

M/S H. ADUKIA & ASSOCIATES (REGN. NO. 008941C) Chartered Accountants, Statutory Auditors were appointed for the Conclusion of ensuing Annual General Meeting and being offer himself for re-appointment for a further period of five years. Further Company has received certificate from the Auditors to the effect they are not disqualified to continue as statutory auditors under the provisions of applicable laws. The re-appointment of M/s. H. Adukia & Associates FRN-0008941C., Chartered Accountants, as statutory auditor of the company for a further period of five years from the conclusion of ensuing Annual General Meeting, is placed before the shareholders for their approval.

The Auditors' Report does not contain any qualification. Notes to Accounts and Auditors' remarks in their report are self-explanatory and do not call for any further comments.

16 **ADEQUACY OF INTERNAL FINANCIAL CONTROLS WITH REFERENCE TO THE FINANCIAL STATEMENTS :**

The Company has in place proper and adequate internal control systems commensurate with the nature of its business, size and complexity of its operations. Internal control systems comprising of policies and procedures are designed to ensure liability of financial reporting, timely feedback on achievement of operational and strategic goals, compliance with policies, procedure, applicable laws and regulations, and that all assets and resources are acquired economically, used.

17 **SECRETARIAL AUDITOR AND SECRETARIAL AUDIT REPORT:**

The Secretarial Audit is not applicable on the company as it is not covered under the provisions of Section 204 of the Companies Act, 2013 and The Companies (Appointment and Remuneration of Managerial Personnel) Rules, 2014.

18 **EXTRACT OF ANNUAL RETURN:**

As required pursuant to amendments to section 92(3) of the Companies Act, 2013 an extract of annual return in MGT 9 has to be placed on the website of the Company and the web-link of the same to be disclosed in the Board's Report. The Company has no website and hence is not require to prepare MGT-9.

19 **PARTICULARS OF LOANS, GUARANTEES OR INVESTMENTS UNDER SECTION 186 :**

The company has not given any loan/guarantee or investment under section 186 of the Companies Act 2013.

20 **DEPOSIT :**

The Company has neither accepted nor renewed any deposits during the year under review.

21 **PARTICULARS OF CONTRACTS OR ARRANGEMENTS WITH RELATED PARTIES :**

No agreement was entered with related parties by the Company during the current year. All the related party transactions were entered by the Company in ordinary course of business and were in arm's length basis. The Company presents all related party transactions before the Board specifying the nature, value, and terms and conditions of the transaction. Transactions with related parties are conducted in a transparent manner with the interest of the Company and Stakeholders as utmost priority.

A transaction with a related party shall be considered 'material' if the transaction / transactions to be entered into individually or taken together with previous transactions during a financial year, exceeds ten percent of the annual consolidated turnover of the Company as per the latest audited financial statements of the company.

FORM AOC- 2 is applicable to the Company and is attached as “Annexure-A” to the Director’s Report.

22 DISCLOSURE UNDER THE SEXUAL HARASSMENT OF WOMEN AT WORKPLACE (PREVENTION, PROHIBITION AND REDRESSAL) ACT, 2013

The company has in place a policy for prevention of sexual harassment in accordance with the requirements of the Sexual Harassment of women at workplace (Prevention, Prohibition & Redressal) Act, 2013. Internal Complaints Committee has been set up to redress complaints received regarding sexual harassment. All employees (permanent, contractual, temporary, trainees) are covered under this policy. The Company did not receive any complain during the year 2020-21.

23 CONSERVATION OF ENERGY, TECHNOLOGY ABSORPTION AND FOREIGN EXCHANGE EARNING AND OUTGO :

The details of conservation of energy, technology absorption, foreign exchange earnings and outgo are as follows:

(a) Conservation of energy

(i)	The steps taken or impact on conservation of energy	Company's operation does not consume significant amount of energy.
(ii)	The steps taken by the company for utilizing alternate sources of energy.	Not applicable, in view of comments in clause (i)
(iii)	The capital investment on energy conservation equipment's	Not applicable, in view of comments in clause (i)

(b) Technology absorption

(i)	The effort made towards technology absorption	Nil
(ii)	The benefits derived like product improvement cost reduction product development or import substitution	Nil
(iii)	In case of imported technology (important during the last three years reckoned from the beginning of the financial year)	Nil
	(a) The details of technology imported	
	(b) The year of import;	
	(c) Whether the technology been fully absorbed	
	(d) If not fully absorbed, areas where absorption has not taken place, and the reasons thereof	
(iv)	The expenditure incurred on Research and Development	Nil

(c) Foreign exchange earnings and outgo

During the last financial year there is no foreign exchange made and nothing earned from foreign exchange.

24 TRANSFER OF AMOUNTS TO INVESTOR EDUCATION AND PROTECTION FUND :

Your Company did not have any funds lying unpaid or unclaimed for a period of seven years. Therefore there were no funds which were required to be transferred to Investor Education and Protection Fund (IEPF).

25 DIRECTORS'S RESPONSIBILITY STATEMENT:

The Directors' Responsibility Statement referred to in clause (c) of Sub- section (3) of Section 134 of the Companies Act, 2013 shall state that

- (a) In the preparation of the annual accounts, the applicable accounting standards had been followed along with proper explanation relating to material departures:
- (b) The director had selected such accounting policies and applied them consistently and made judgments and estimates that are reasonable and prudent so as to give a true and fair view of the state of affairs of the company at the end of the financial year and of the profit and loss of the company for that period;
- (c) The director had taken proper and sufficient care for the maintenance of adequate accounting records in accordance with the provisions of this Act for safeguarding the assets of the company and for preventing and detecting fraud and other irregularities;
- (d) The directors had prepared the annual accounts on a going concern basis; and
- (e) The directors, in the case of a listed company, had laid down internal financial controls to be followed by the company and that such internal financial controls are adequate and were operating effectively.
- (f) The directors had devised proper system to ensure compliance with the provisions of all applicable laws and that such system were adequate and operating effectively.

26 ACKNOWLEDGEMENTS

The directors place on record their sincere appreciation for the assistance and co-operation extended by Bank, its employees, its investors and all other associates and look forward to continue fruitful association with all business partners of the company.


Place:- Kolkata
Date:- 02.09.2021

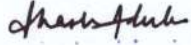
For and on behalf of the Board of Directors

ILIKA ESTATES PRIVATE LIMITED

ILIKA ESTATES PRIVATE LIMITED

ILIKA ESTATES PRIVATE LIMITED


Director
Santosh Kumar Jain
(Director)
DIN: 01004353


Director
Akash Adukia
(Director)
DIN: 03574729

"ANNEXURE-A"
TO THE DIRECTOR'S REPORT FOR THE YEAR ENDED 31ST MARCH, 2021

FORM AOC-2

(Pursuant to clause (h) of sub-section (3) of section 134 of the Act and Rule 8(2) of the Companies (Accounts) Rules, 2014)
Form for disclosure of particulars of contracts/arrangements entered into by the company with related parties referred to in sub-section (1) of section 188 of the Companies Act, 2013 including certain arm's length transactions under third proviso thereto.

1 Details of Contracts or arrangement or transactions not at arm's length basis:

There were no contracts or arrangements or transactions entered into during the year end 31st March, 2021, which were not at arm's length basis.

2 Details of Material Contracts or arrangement or transactions at arm's length basis:


Name of the parties	Nature of Relationship	Salient Terms of Transactions	Nature of Transaction	Duration of Transactions	Date of Approval by Board of	Amount (Rs. in Lacs)
Akash Adukia	Director	N.A.	Unsecured Loans	N.A.	20/04/2020	416.50
Santosh Kumar Jain	Director	N.A.	Unsecured Loans	N.A.	20/04/2020	250.00
Raj Kumar Agarwal	Director's Relative	N.A.	Unsecured Loans	N.A.	20/04/2020	197.50

For and on behalf of the Board of Directors

ILIKA ESTATES PRIVATE LIMITED

ILIKA ESTATES PRIVATE LIMITED

ILIKA ESTATES PRIVATE LIMITED



Director



Director

Place:- Kolkata

Date:- 02.09.2021

Santosh Kumar Jain

(Director)

Akash Adukia

(Director)

DIN: 01004353

DIN: 03574729



INDEPENDENT AUDITOR'S REPORT

The Members of
ILIKA ESTATES PRIVATE LIMITED

Report on the Audit of the Standalone Financial Statements

Opinion

We have audited the standalone financial statements of **ILIKA ESTATES PRIVATE LIMITED** which comprise the balance sheet as at 31st March 2021, and the statement of profit and loss and statement of cash flows for the year ended, and notes to the financial statements, including a summary of significant accounting policies and other explanatory information.

In our opinion and to the best of our information and according to the explanations given to us, the aforesaid standalone financial statements give the information required by the Companies Act, 2013 in the manner so required and give a true and fair view in conformity with the accounting principles generally accepted in India, of the state of affairs of the Company as at March 31, 2021, and its profit/loss, changes in equity and its cash flows for the year ended on that date.

Basis for Opinion

We conducted our audit in accordance with the Standards on Auditing (SAs) specified under section 143(10) of the Companies Act, 2013. Our responsibilities under those Standards are further described in the Auditor's Responsibilities for the Audit of the Financial Statements section of our report. We are independent of the Company in accordance with the Code of Ethics issued by the Institute of Chartered Accountants of India together with the ethical requirements that are relevant to our audit of the financial statements under the provisions of the Companies Act, 2013 and the Rules there under, and we have fulfilled our other ethical responsibilities in accordance with these requirements and the Code of Ethics. We believe that the audit evidence we have obtained is sufficient and appropriate to provide a basis for our opinion.

Key Audit Matters

Key Audit Matters are not applicable to the Company as it is an unlisted company.

Information Other than the Standalone Financial Statements and Auditor's Report Thereon

The Company's Board of Directors is responsible for the preparation of the other information. The other information comprises the information included in the Board's Report including Annexures to Board's Report, Business Responsibility Report but does not include the Standalone Financial Statements and our auditor's report thereon. Our opinion on the standalone financial statements does not cover the other information and we do not express any form of assurance conclusion thereon.



In connection with our audit of the financial statements, our responsibility is to read the other information and, in doing so, consider whether the other information is materially inconsistent with the standalone Financial Statements or our knowledge obtained during the course of our audit or otherwise appears to be materially misstated. If, based on the work we have performed, we conclude that there is a material misstatement of this other information; we are required to report that fact. We have nothing to report in this regard.

Responsibilities of Management and Those Charged with Governance for the Standalone Financial Statements

The Company's Board of Directors is responsible for the matters stated in Section 134(5) of the Companies Act, 2013 with respect to the preparation of these financial statements that give a true and fair view of the financial position, financial performance and cash flows of the Company in accordance with the accounting principles generally accepted in India, including the Accounting Standards specified under Section 133 of the Act, read with Rule 7 of the Companies (Accounts) Rules, 2014.

This responsibility also includes maintenance of adequate accounting records in accordance with the provisions of the Act for safeguarding of the assets of the Company and for preventing and detecting frauds and other irregularities; selection and application of appropriate accounting policies; making judgments and estimates that are reasonable and prudent; and design, implementation and maintenance of adequate internal financial controls, that were operating effectively for ensuring the accuracy and completeness of the accounting records, relevant to the preparation and presentation of the financial statements that give a true and fair view and are free from material misstatement, whether due to fraud or error.

In preparing the financial statements, management is responsible for assessing the Company's ability to continue as a going concern, disclosing, as applicable, matters related to going concern and using the going concern basis of accounting unless management either intends to liquidate the Company or to cease operations, or has no realistic alternative but to do so.

Those Board of Directors are also responsible for overseeing the Company's financial reporting process.

Auditor's Responsibilities for the Audit of the Financial Statements

Our objectives are to obtain reasonable assurance about whether the financial statements as a whole are free from material misstatement, whether due to fraud or error, and to issue an auditor's report that includes our opinion. Reasonable assurance is a high level of assurance, but is not a guarantee that an audit conducted in accordance with SAs will always detect a material misstatement when it exists. Misstatements can arise from fraud or error and are considered material if, individually or in the aggregate, they could reasonably be expected to influence the economic decisions of users taken on the basis of these financial statements.

As part of an audit in accordance with SAs, we exercise professional judgment and maintain professional skepticism throughout the audit. We also:

- Identify and assess the risks of material misstatement of the financial statements, whether due to fraud or error, design and perform audit procedures responsive to those risks, and obtain audit evidence that is sufficient and appropriate to provide a basis for our opinion. The risk of not detecting a material misstatement resulting from fraud is higher than for one resulting from error, as fraud may involve collusion, forgery, intentional omissions, misrepresentations, or the override of internal control.
- Obtain an understanding of internal control relevant to the audit in order to design audit procedures that are appropriate in the circumstances. Under section 143(3)(i) of the



Companies Act, 2013, we are also responsible for expressing our opinion on whether the company has adequate internal financial controls system in place and the operating effectiveness of such controls.

- Evaluate the appropriateness of accounting policies used and the reasonableness of accounting estimates and related disclosures made by management.
- Conclude on the appropriateness of management's use of the going concern basis of accounting and, based on the audit evidence obtained, whether a material uncertainty exists related to events or conditions that may cast significant doubt on the Company's ability to continue as a going concern. If we conclude that a material uncertainty exists, we are required to draw attention in our auditor's report to the related disclosures in the financial statements or, if such disclosures are inadequate, to modify our opinion. Our conclusions are based on the audit evidence obtained up to the date of our auditor's report. However, future events or conditions may cause the Company to cease to continue as a going concern.
- Evaluate the overall presentation, structure and content of the financial statements, including the disclosures, and whether the financial statements represent the underlying transactions and events in a manner that achieves fair presentation.

We communicate with those charged with governance regarding, among other matters, the planned scope and timing of the audit and significant audit findings, including any significant deficiencies in internal control that we identify during our audit.

We also provide those charged with governance with a statement that we have complied with relevant ethical requirements regarding independence, and to communicate with them all relationships and other matters that may reasonably be thought to bear on our independence, and where applicable, related safeguards.

Report on Other Legal and Regulatory Requirements

1. As required by the Companies (Auditor's Report) Order, 2016 issued by the Central Government of India in terms of sub-section (11) of section 143 of The Companies Act 2013, we give in the Annexure "A", a statement on the matters specified in paragraphs 3 and 4 of the Order, to the extent applicable.
2. As required by section 143(3) of the Act, we report that:
 - a. We have sought and obtained all the information and explanations which to the best of our knowledge and belief were necessary for the purpose of our audit;
 - b. In our opinion proper books of account as required by law have been kept by the Company so far as it appears from our examination of those books.
 - c. The Balance Sheet and Statement of Profit and Loss dealt with by this Report are in agreement with the books of account.
 - d. In our opinion the aforesaid financial statements comply with Accounting Standards specified under section 133 of the Act, read with Rule 7 of the Companies (Accounts) Rules, 2014.
 - e. On the basis of written representations received from the directors as on March 31, 2021 taken on record by the Board of Directors, none of the directors is disqualified as on March 31, 2021 from being appointed as a director in terms of Section 164(2) of the Act.



- f. With respect to the adequacy of the internal financial controls over financial reporting of the Company and the operating effectiveness of such controls, the said clause will not be applicable to the Company as per MCA Notification No. GSR 583 (E) dated June 13, 2017.
- g. With respect to the other matters to be included in the Auditor's Report in accordance with Rule 11 of the Companies (Audit and Auditors) Rules, 2014, in our opinion and to the best of our information and according to the explanations given to us:
- i) The Company does not have any pending litigations as at March 31, 2021 which would impact its financial position
 - ii) The Company does not have any long-term contracts as at March 31, 2021 requiring a provision for material foreseeable losses.
 - iii) The Company does not have any amounts required to be transferred to the Investor Education and Protection Fund for the year ended March 31, 2021.

Place : Ranchi

Date : 01.09.2021

UDIN : 21078285AAAAIG85W

For H. Adukia & Associates
Chartered Accountants
FRN-0008941C



A handwritten signature in blue ink, appearing to read "H. Adukia".

CA H. K. Adukia
(Partner)

Membership No: 078295

**M/S ILIKA ESTATES PRIVATE LIMITED
BALANCE SHEET AS AT 31ST MARCH' 2021**

PARTICULARS	NOTE NO	(Amount in ₹)	
		MARCH' 2021	MARCH' 2020
I EQUITY AND LIABILITIES			
(I) Shareholders' Funds :-			
(a) Share Capital	2	19,292,000.00	19,292,000.00
(b) Reserves and Surplus	3	8,123,368.12	1,677,258.25
(c) Money Received Against Share Warrants		-	-
(2) Share Application Money Pending Allotment		-	-
(3) Non-Current Liabilities :-			
(a) Long-Term Borrowings	4	216,159,980.60	316,478,669.00
(b) Deferred Tax Liabilities (Net)		64,473.83	54,526.39
(c) Other Long Term Liabilities	5	78,210.00	78,210.00
(d) Long-Term Provisions	6	-	-
(4) Current Liabilities :-			
(a) Short-Term Borrowings	7	365,628,466.49	253,615,802.94
(b) Trade Payables	8	5,140,770.45	8,273,793.95
(c) Other Current Liabilities	9	1,188,071.48	1,380,929.90
(d) Short-Term Provisions	10	2,927,282.00	-
TOTAL		618,602,622.97	600,851,190.43
(II) ASSETS			
(1) Non-Current Assets :-			
(a) Fixed Assets :-			
(i) Tangible Assets	11	1,733,542.19	1,917,932.82
(ii) Intangible Assets	11	-	-
(iii) Capital Work-in-Progress		-	-
(iv) Intangible Assets Under Development		-	-
(b) Non-Current Investments	12	12,563.10	874,821.00
(c) Deferred Tax Assets (Net)		-	-
(d) Long-Term Loans and Advances	13	-	162,000.00
(e) Other Non-Current Assets	14	-	-
(2) Current Assets :-			
(a) Current Investments	15	-	-
(b) Inventories	16	573,866,322.33	573,763,566.42
(c) Trade Receivables	17	623,096.60	25,000.00
(d) Cash and Bank Balances	18	19,072,659.05	8,094,415.46
(e) Short Term Loans and Advances	19	17,269,685.84	1,032,811.40
(f) Other Current Assets	20	6,024,753.86	14,980,643.33
TOTAL		618,602,622.97	600,851,190.43
Summary of Significant Accounting Policies	1		
Accompanying Notes to the Financial Statements			

As per our report of even date attached.

For H.Adukia & Associates
Chartered Accountants
Firm Reg.No:- 008941C




(CA H.K. Adukia)
Partner
M.No. :- 078295
Place :- Ranchi
Dated :- 01.09.2021



For and on behalf of Board

ILIKA ESTATES PRIVATE LIMITED ILIKA ESTATES PRIVATE LIMITED



Gagan Kumar Jain
Director
DIN: 01004353



Akash Adukia
Director
DIN: 03574729

Director

M/S ILIKA ESTATES PRIVATE LIMITED
STATEMENT OF PROFIT AND LOSS ACCOUNT FOR THE YEAR ENDED 31ST MARCH' 2021

PARTICULARS	NOTE NO	(Amount in ₹)	
		MARCH' 2021	MARCH' 2020
Revenue :-			
I Revenue From Operations	21	173,327,230.38	39,022,500.00
II Other Income	22	129,723.67	84,246.00
III Total Revenue (I + II)		173,456,954.05	39,106,746.00
IV Expenses :-			
Cost of Raw Materials & Boughtout Consumed	23	156,750,987.00	37,981,305.00
Purchases of Stock-in-Trade		-	-
Changes in Inventories of Finished Goods & Work-in-Progress		-	-
Employee Benefits Expense	24	805,244.00	260,566.00
Finance Costs	25	-	-
Depreciation and Amortization Expense	11	208,390.63	190,013.42
Other Expenses	26	2,854,524.21	746,316.76
Total Expenses (IV)		160,619,145.84	39,178,201.18
V Profit Before Exceptional and Extraordinary Items and Tax (III-IV)		12,837,808.21	(71,455.18)
VI Exceptional Items		-	-
VII Profit Before Extraordinary Items and Tax (V - VI)		12,837,808.21	(71,455.18)
VIII Extraordinary Items		-	-
Adjustment on account of change in method of depreciation		-	-
IX Profit Before Tax (VII- VIII)		12,837,808.21	(71,455.18)
X Tax Expense:			
(1) Current Tax		2,927,282.00	-
(2) Deferred Tax		9,947.44	27,259.07
XI Profit/(Loss) for the period from Continuing Operations (IX-X)		9,900,578.77	(98,714.25)
XII Profit/(Loss) from Discontinuing Operations		-	-
XIII Tax Expense of Discontinuing Operations		-	-
XIV Profit/(Loss) from Discontinuing Operations (after tax) (XII-XIII)		-	-
XV Profit/(Loss) for the Period (XI + XIV)		9,900,578.77	(98,714.25)
XVI Earnings Per Equity Share:			
(1) Basic		5.13	(0.05)
(2) Diluted		5.13	(0.05)

Summary of Significant Accounting Policies
 Accompanying Notes to the Financial Statements

1

As per our report of even date attached.


For H.Adukia & Associates
 Chartered Accountants
 Firm Reg.No:- 008941C

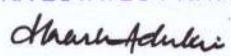


(CA H.K. Adukia)
 Partner
 M.No. :- 078295
 Place :- Ranchi
 Dated :- 01.09.2021



For and on behalf of Board
 ILIKA ESTATES PRIVATE LIMITED ILIKA ESTATES PRIVATE LIMITED


 Director
 Santosh Kumar Jain
 Director
 DIN: 01004353


 Director
 Akash Adukia
 Director
 DIN: 03574729

M/S ILIKA ESTATES PRIVATE LIMITED
CASH FLOW STATEMENT AS AT 31st MARCH 2021

PARTICULARS	2020-21			2019-20		
	Rs.	Rs.	Rs.	Rs.	Rs.	Rs.
A) Cash Flow From Operating Activities						
EBT		12,837,808.21			(71,455.18)	
Add: Provision For Current Taxes		-			-	
Add: Appropriations from Profit & Loss	(3,454,468.90)					
Add: Depreciation	208,390.63	(3,246,078.27)		190,013.42	190,013.42	
<u>Add: Decrease in Current Asset/Increase in Current Liability</u>						
Decrease in Inventories		-			-	
Decrease in Other Current Asset	8,955,889.47				-	
Decrease in Trade Receivable		-			-	
Decrease in Short Term Loan & Advances		-		4,982,054.60		
Increase In Trade Payable		-			-	
Increase in Other Current Liabilities		-			-	
Increase in Short Term Provisions		-		578,701.40		
Increase in Short Term Borrowings	112,012,663.55			143,101,883.30		
		120,968,553.02			148,662,639.30	
<u>Less: Increase in Current Asset/Decrease in Current Liability</u>						
Increase in Inventories	102,755.91			262,812,011.80		
Increase in Other Current Asset		-		7,774,805.66		
Increase in Short Term Loans & Advances	16,236,874.44				-	
Increase in Trade Receivable	598,096.60			25,000.00		
Decrease in Short Term Borrowings		-			-	
Decrease in Trade Payable	3,133,023.50			1,243,085.00		
Decrease in Short Term Provision		-			-	
Decrease in Other Current Liability	192,858.42			0.00		
		20,263,608.87			271,854,902.46	
NET CASH FLOW FROM OPERATING ACTIVITIES (A)			110,296,674.09			(123,073,704.92)
B) Cash Flow From Investing Activities						
Purchase of Non current Investment		-			-	
Receipt of Long Term Loans and Advances		162,000.00				
Sale of Non Current Investment		862,257.90			1,000,000.00	
Sale Of Fixed Asset		-			-	
Purchase Of Fixed asset		24,000.00			472,650.00	
NET CASH FLOW FROM INVESTING ACTIVITY (B)			1,000,257.90			527,350.00
C) Cash Flow From Financing Activity						
Long Term Borrowing		-			-	
Repayment of Long term Borrowings		100,318,688.40			129,612,463.00	
Long Term Loan & Advances Received Back		-			-	
NET CASH FLOW FROM FINANCING ACTIVITIES (C)			(100,318,688.40)			129,612,463.00
NET CASH FLOW (A+B+C)			10,978,243.59			7,066,108.08
Add: Opening Cash & Cash Equivalents			8,094,415.46			1,028,307.38
Closing Cash & Cash Equivalent			19,072,659.05			8,094,415.46

Signed in terms of our separate report of even date annexed

As per our report of even date attached.

0.00

For H.Adukia & Associates
Chartered Accountants
Firm Reg.No:- 0008941C



(CA H.K. Adukia)
Partner
M.No.-: 078295
Place :- Ranchi
Dated :- 01.09.2021

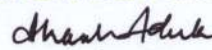
For and on behalf of Board
ILIKA ESTATES PRIVATE LIMITED



Director

Director
Santosh Kumar Jain
DIN: 01004353

ILIKA ESTATES PRIVATE LIMITED



Director

Director
Akash Adukia
DIN: 03574729



ANNEXURE "A" TO THE INDEPENDENT AUDITOR'S REPORT

Referred to in Paragraph (1) of Report on Other Legal and Regulatory Requirements of our Report of even date

1. **In respect of its Fixed Assets:**
 - a) The company has maintained proper records showing full particulars, including quantitative details and situation of fixed assets.
 - b) As explained to us, all the fixed assets have been physically verified by the management in a phased periodical manner, which in our opinion is reasonable, having regard to the size of the Company and nature of its assets. According to the information and explanations given to us, no material discrepancies were noticed on such physical verification.
2. **In respect of its Inventory:**
 - a) The management has conducted the physical verification of inventory at reasonable intervals.
 - b) The discrepancies noticed on verification between the physical stocks and the books records were properly dealt with in the books of accounts and were not material.
3. The company has not granted loans whether secured or unsecured to companies, firms, Limited Liability Partnerships or other parties.
4. In respect of loans, investments, guarantees, and security all mandatory provisions of section 185 and 186 of the Companies Act, 2013 have been complied with.
5. The Company has not accepted any deposits, in terms of the directives issued by the Reserve Bank of India and the provisions of Section 73 to 76 or any other relevant provisions of the Companies Act, 2013 and the rules framed thereunder.
6. Maintenance of cost records has not been specified by the Central Government under sub-section (1) of section 148 of the Companies Act, 2013.
7. **In respect of Statutory Dues:**
 - (a) The company is regular in depositing undisputed statutory dues including provident fund, Employee's state insurance, income-tax, sales-tax, service tax, duty of customs, duty of excise, value added tax, cess and any other statutory dues to the appropriate authorities.
 - (b) Dues of income tax or sales tax or service tax or duty of customs or duty of excise or value added tax have been deposited on time and there is no dispute is pending on the part of company.
8. Based on our audit procedures and according to the information and explanations given to us by the management, we are of the opinion that the company has not defaulted in repayment of loans or borrowings to a financial institution, bank, Government or debenture holders.
9. (a) The Company is a private limited company, hence the provision for raising money through initial public offer and further public offer is not applicable to the Company and accordingly the clause is also not applicable to the Company.
 - (b) The Company has raised money through term loan which were applied for the business purpose and to fulfill the business objective.
10. Neither company has done any fraud nor by its officers or employees so nothing to be disclosed



separately.


11. Being a Private Limited Company, the company is not covered under Section 197 of the Act. Accordingly the relevant provisions of Paragraph 11 are not applicable to the Company.
12. In our opinion, the Company is not a Nidhi Company. Accordingly, clause (xii) of Para 3 of the Order 2016 is not applicable to the Company.
13. (a) All transactions with the related parties are in compliance with section 188 of Companies Act, 2013 where applicable and the details have been disclosed in the Financial Statements etc. as required by the applicable accounting standards.

(b) The Company is a private company, hence the provisions of Section 177 of the Companies Act, 2013 is not applicable to the Company and accordingly the clause is also not applicable to the Company.
14. According to the information and explanations given to us, the Company has not made a preferential allotment or private placement shares or fully or partly convertible debentures during the year under review. Accordingly, the provisions of clause (xiv) of Para 3 of the Order are not applicable to the Company.
15. In our opinion and according to the information and explanations given to us, the Company has not entered into any non – cash transactions with directors or persons connected with the Directors. Accordingly, provisions of clause (xv) of Para 3 of the Order are not applicable to the Company.
16. In our opinion and according to the information and explanations given to us, the Company is not required to be registered under Section 45-IA of the Reserve Bank of India Act, 1934. Accordingly, the provision of clause (xvi) of Para 3 of the Order 2016 is not applicable to the Company.

Place : Ranchi
Date : 01.09.2021

For H. Adukia & Associates
Chartered Accountants
FRN-0008941C




CA. H. K. Adukia
(Partner)
Membership No: 078295

M/S ILIKA ESTATES PRIVATE LIMITED

NOTE "1":- NOTES ON ACCOUNTS AND SIGNIFICANT ACCOUNTING POLICIES FORMING PART OF THE BALANCE SHEET AS AT 31ST MARCH, 2021.

Significant Accounting Policies

1. ACCOUNTING CONCEPTS :-

The Financial Statements are prepared under the historical cost convention in accordance with the Generally Accepted Accounting Principles in India including the applicable Accounting Standards issued pursuant to the Rule 7 of the Companies (Accounts) Rules, 2014 and the relevant provisions of the Companies Act, 2013. All income and expenditure having a material bearing on the Financial Statements are recognized on an accrual basis. The Accounting policies followed are consistent with those followed in the previous year.

2. USE OF ESTIMATES :-

The preparation of Financial Statements requires the management to make estimates and assumptions considered in the reported amounts of Assets and Liabilities (including Contingent Liabilities) as of the date of the Financial Statements and the reported Income and Expenses during the reporting period. The management believes that the estimates used in the preparation of the Financial Statements are prudent and reasonable. Actual results could differ from these estimates. Any changes in such estimates is recognized prospectively.

3. REVENUE RECOGNITION :-

The Company generally follows mercantile system of Accounting and recognizes significant items of Income & Expenditure on accrual basis unless specifically stated otherwise. Revenue comprises of revenue generated from principal operating activities.

Revenue from sale is recognized when all the significant risks and rewards of ownership in the goods are transferred to the buyer. The amount recognized as sale is exclusive of sales tax and net of trade discounts and sales returns.

Income from service rendered is recognized based on agreements/ arrangements with the customers as the service is performed using the completed service contract method when no significant uncertainty exists regarding the amount of the consideration that will be derived from rendering the service and is recognized net of service tax, as applicable.

4. EXPENDITURE:-

Expenses are accounted on accrual basis except for filing fees, late fines and rates and taxes which are accounted for on cash basis.

5. OTHER INCOME :-

Other Income comprises of Flat Cancellation Charges, Profit/loss on mutual funds and Interest receipts.

6. DEPRECIATION :-

Depreciation on Fixed Assets has been provided on SLM on useful life basis prescribed under the Schedule II of the Companies Act 2013. Depreciation on fixed assets added/disposed off during the year is provided on pro-rata basis with reference to the date of addition/disposal.



7. EMPLOYEE BENEFITS :-

Employee benefits expenses include contribution to provident fund, superannuation fund, gratuity fund, compensated absences and other employment benefits based on the amount of contribution required to be made as and when services are rendered by the employees.

8. BORROWING COSTS:-

Borrowing costs include interest costs. Borrowing Costs allocated to and utilized for qualifying assets up to the date of capitalization of such assets is added to the cost of the assets. All other borrowing costs are expensed in the year they occur.

9. PRIOR PERIOD & EXTRAORDINARY ITEMS:-

There are no prior period or extraordinary items debited to Profit & Loss Account.

10. FIXED ASSETS :-

Fixed Assets are stated at cost less accumulated depreciation. All costs relating to acquisition and installation of Fixed Assets are capitalized. Borrowing Costs prior to the assets being put to use are capitalized. The cost of the fixed assets not ready for their intended use before such date, are disclosed as capital work in progress.

11. IMPAIRMENT OF ASSETS:-

The carrying amounts of assets are reviewed at each Balance Sheet date if there is any indication of impairment based on internal/external factors. An impairment loss is recognized in the Statement of Profit and Loss whenever the carrying amount of an asset or a cash generating unit exceeds its recoverable amount. The recoverable amount of the assets (or where applicable, that of the cash generating unit to which the asset belongs) is estimated as the higher of its net selling price and its value in use. A previously recognized impairment loss is increased or reversed depending on changes in circumstances. However, the carrying value after reversal is not increased beyond the carrying value that would have prevailed by charging usual depreciation if there was no impairment.

12. INTANGIBLE ASSETS :-

The company does not have any intangible assets in the current and past years.

13. VALUATION OF INVENTORIES :-

Inventories are valued at cost price after providing for obsolescence and other losses, where considered necessary. Cost includes all charges in bringing the goods to the point of sale, including octroi and other levies, transit insurance and receiving charges. Construction work-in-progress of the respective projects as shown in the Balance Sheet comprises of respective costs incurred on materials, labour, interest and all expenses directly relating thereto.

14. CASH & CASH EQUIVALENTS :-

Cash Flow Statement is prepared by the Company using Indirect Method as per the revised Accounting Standard-3. Cash and Cash Equivalents for the purposes of cash flow statement comprises of Cash in Hand, Cheques in hand, Cash at Banks, Demand and Term Deposits.

15. NON CURRENT INVESTMENTS :-

Investments, which are readily realizable and intended to be held for not more than one year from the date on which such investments are made, are classified as current investments. All other investments are classified as long term investments.



Non Current Investments comprises of Investments in partnership firms.

16. TRADE PAYABLES AND TRADE RECEIVABLES

The Trade Payables and Trade Receivables are subject to confirmation.

17. CURRENT/ NON CURRENT ASSETS :-

Assets are classified as current when it satisfies any of the following criteria:

- a. It is expected to be realized in, or is intended for sale or consumption in the company's normal operating cycle
- b. It is held primarily for the purpose of being traded
- c. It is expected to be realized within 12 months after the reporting date
- d. It is Cash & Cash Equivalent unless it is restricted from being exchanged or used to settle a liability for at least 12 months after the reporting date.

Other than that all should be classified as Non Current Assets.

18. CURRENT/ NON CURRENT LIABILITIES :-

Liabilities are classified as current when it satisfies any of the following criteria:

- a. It is expected to be settled in the company's normal operating cycle
- b. It is held primarily for the purpose of being traded
- c. It is due to be settled within 12 months after the reporting date.
- d. The company does not have an unconditional right to defer settlement of the liability for at least 12 months after the reporting date. Other than that all should be classified as Non Current Liabilities.

19. TAXATION :-

- a. Current Tax: Provision for Current Tax is made after taking into consideration benefits admissible under the provisions of Income Tax Act, 1961.
- b. Deferred Tax: Deferred Tax Assets and Liabilities are recognized for the future tax consequences of timing differences between the book profit and tax profit. Deferred Tax Assets and Liabilities other than on carry forward losses and unabsorbed depreciation under tax laws are recognized when it is reasonably certain that there will be future taxable income. Deferred Tax Asset on carry forward losses and unabsorbed depreciation, if any, are recognized when it is virtually certain that there will be future taxable profit. Deferred Tax Assets and Liabilities are measured using substantively enacted tax rates. The effect on deferred tax assets and liabilities of a change in tax rates is recognized in the Profit and Loss Account in the period of substantive enactment of the change.

20. PROVISIONS AND CONTINGENCIES :-

A provision is recognized when the company has a present obligation as a result of past events and it is probable that an outflow of resources will be required to settle the obligation in respect of which a reliable estimate can be made. Provisions are not discounted to their present value and are determined based on the best estimate required to settle the obligation at the Balance Sheet date. These are reviewed at each Balance Sheet date and adjusted to reflect the current best estimates. Contingent Liabilities are disclosed in the Notes.

21. EARNINGS PER SHARE:-

The Company reports basic and diluted earnings per equity share in accordance with Accounting Standard 20, 'Earnings per Share'. Basic earnings per equity share are computed by dividing net profit after tax by the weighted average number of equity shares outstanding during the period.



Diluted earnings per equity share are computed using the weighted average number of equity shares.

	2020-2021	2019-2020
Profit/(Loss) for the Year After Tax (in ₹)	99,00,578.77	(98,714.25)
Profit/(Loss) Available to Equity Shareholders	99,00,578.77	(98,714.25)
No. of equity shares outstanding	19,29,200	19,29,200
Weighted Average Number of Equity Shares	19,29,200	19,29,200
Nominal Value of Equity Shares	10.00	10.00
Earnings per Share(EPS) (in ₹)	5.13	(0.05)

22. OTHER NOTES ON ACCOUNTS:-

(a) Related Party Disclosures:-

As per Accounting Standard 18, the disclosures of transactions with related parties where control exists and related parties with whom transactions have taken place and relationships are given below:

(A) Key Management Personnel:

- (i) Santosh Kumar Jain ----- Director
(ii) Akash Adukia ----- Director
(iii) Amit Agarwal ----- Director

(B) Relatives of Individuals exercising significant influence/ Key Management Personnel:

- (i) Raj Kumar Agarwal ----- Director's Relative

(C) Enterprise where Key Management Personnel and their relatives exercises significant influence or where common control exists:

- (i) Bagmane Traders Private Limited ----- Common Directors
(ii) Park Avenue Fintrade Private Limited ----- Common Directors
(iii) B D Agarwal & Company ----- Enterprise of Director's Father

DETAILS OF TRANSACTIONS WITH RELATED PARTIES:

Name of Parties	Nature of Transaction	Amount Involved (in Rs.)
Akash Adukia	Unsecured Loans	4,16,50,000.00
Akash Adukia	Repayment of Unsecured Loans	2,40,00,000.00
Akash Adukia	Interest on Unsecured Loan	28,98,267.00
Bagmane Traders Private Limited	Unsecured Loans	58,50,000.00
Bagmane Traders Private Limited	Repayment of Unsecured Loans	1,13,79,414.00
Bagmane Traders Private Limited	Interest on Unsecured Loan	41,00,943.00
Santosh Kumar Jain	Unsecured Loans	2,50,00,000.00
Santosh Kumar Jain	Repayment of Unsecured Loans	3,18,00,000.00
Santosh Kumar Jain	Interest on Unsecured Loan	61,29,246.00
Amit Agarwal	Unsecured Loans	41,20,000.00
Amit Agarwal	Repayment of Unsecured Loans	1,35,50,000.00
Amit Agarwal	Interest on Unsecured Loan	24,04,758.00



Raj Kumar Agarwal	Unsecured Loans	1,97,50,000.00
Raj Kumar Agarwal	Repayment of Unsecured Loans	1,49,73,054.00
Raj Kumar Agarwal	Interest on Unsecured Loan	5,20,945.00
Park Avenue Fintrade Private Limited	Unsecured Loans	1,10,00,000.00
Park Avenue Fintrade Private Limited	Repayment of Unsecured Loans	3,26,86,284.00
Park Avenue Fintrade Private Limited	Interest on Unsecured Loan	25,05,904.00
B D Agarwal & Company	Unsecured Loan	30,00,023.00
B D Agarwal & Company	Interest on Unsecured Loan	2,37,536.00

(b) Contingent Liabilities:-

At Present, there are no contingent liabilities.

- (c) Deferred Tax Assets and Deferred Tax Liabilities have been offset wherever the company has a legal right to set off current assets against current liabilities and where the deferred tax assets and deferred tax liabilities relate to income taxes levied by same taxation authority.

Nature of Timing Difference	Balance as on 31.03.2020	Addition during the year	Balance as on 31.03.2021
Depreciation	(DTL) 54,526.39	9,947.44	(DTL) 64,473.83
	54,526.39	9,947.44	64,473.83

- (d) Quantitative Disclosures: NIL

(e) Foreign Transactions:-

- (i) Value of Direct Imports (C.I.F.): NIL
(ii) Expenditure in Foreign Currency: NIL
(iii) The Value of consumption of directly imported and indigenously obtained raw materials, stores and spares parts and the percentage of each of the total consumption: NIL

- (f) Disclosure pertaining to Micro, Small and Medium Enterprises (as per information available with the company):

Sl. No.	Particulars	Rupees
1	Principal amount due outstanding as at 31 st March, 2021	NIL
2	Interest due on (1) above and unpaid as at 31 st March, 2021	NIL
3	Interest paid to the supplier	NIL
4	Payments made to the supplier beyond the appointed day during the period	NIL
5	Interest due and payable for the period of Delay	NIL
6	Interest accrued and remaining unpaid as at 31 st March, 2021	NIL
7	Amount of further interest remaining due and payable in succeeding year.	NIL



(g) Previous years' figures have been regrouped/ rearranged wherever considered necessary as per Revised Schedule VI requirements of Companies Act, 2013.

For H. ADUKIA & ASSOCIATES
Chartered Accountants
FRN-008941C



CA. H. K. ADUKIA
Partner
M. No.:- 078295
Place: - Ranchi
Date: - 01.09.2021

ILIKA ESTATES PRIVATE LIMITED ILIKA ESTATES PRIVATE LIMITED



Director

Santosh Kumar Jain
(Director)
DIN: 01004353



Director

Akash Adukia
(Director)
DIN: 03574729



M/S ILIKA ESTATES PRIVATE LIMITED
NOTE TO THE FINANCIAL STATEMENT FOR THE YEAR ENDED 31ST MARCH' 2021

(Amount in ₹)
MARCH' 2021 **MARCH' 2020**

NOTE 2

SHARE CAPITAL

AUTHORISED SHARE CAPITAL

20,00,000 Equity Share of ₹ 10/- each

20,000,000.00 20,000,000.00

ISSUED SUBSCRIBED AND PAID UP SHARE CAPITAL

19,29,200 Nos. of Equity Share of ₹ 10/- each Fully paid up in Cash

19,292,000.00 19,292,000.00

19,292,000.00 **19,292,000.00**

a) Detailed of Shareholder's holding more than Five percent Equity Shares as on 31st March'2021

Name of Shareholder's	No.of Shares	March' 2021		March' 2020	
			%	No.of Shares	%
Shri Santosh Kumar Jain HUF	2,00,000		10.37%	200,000	10.37%
Park Avenue Fintrade Pvt Ltd	11,77,500		61.04%	1,177,500	61.04%
Dhanlaxmi Resources Pvt Ltd	3,87,500		20.09%	387,500	20.09%

NOTE 3

RESERVES AND SURPLUS

a) Surplus :-

Surplus (Opening Balance)

1,677,258.25 1,775,972.50

Add :-

-----Transfer from Profit & Loss Account

9,900,578.77 (98,714.25)

11,577,837.02 **1,677,258.25**

Less:-

a) Loss from Partnership Firm

862,257.90

b) Income Tax for previous year paid

2,592,211.00

Surplus (Closing Balance)

8,123,368.12 **1,677,258.25**

8,123,368.12 **1,677,258.25**

NON CURRENT LIABILITIES

NOTE 4

LONG TERM BORROWINGS

SECURED LOAN

- -

UNSECURED LOANS

a) Other Loans and Advances (Specify nature)

From Directors

153,106,963.60 132,633,548.00

From Corporates

63,053,017.00 183,845,121.00

216,159,980.60 **316,478,669.00**

216,159,980.60 **316,478,669.00**



ILIKA ESTATES PRIVATE LIMITED

Director

ILIKA ESTATES PRIVATE LIMITED

(Signature)

Director

NOTE 5**OTHERS LONG TERM LIABILITIES**

a) Trade Payables	-	-
b) Security Deposits		
----Bharti Airtel	21,000.00	21,000.00
c) Others :-		
----Shyamkunj Maintenance Society	57,210.00	57,210.00
	78,210.00	78,210.00

NOTE 6**LONG TERM PROVISIONS**

a) Provisions for Employee Benefits	-	-
b) Other Provisions	-	-
	-	-

CURRENT LIABILITIES**NOTE 7****SHORT-TERM BORROWINGS**

a) Corpus Fund	2,043,500.00	
b) Loans Repayable on Demand (i.e Demand Loan)		
i) From Bank	-	-
ii) From Others Parties		
----Advance (Kanke 84 Katha)	-	164,000.00
----Advance (Samriddhi Park Booking)	190,552,088.49	165,542,672.74
----Advance (The Empire)	140,499,919.60	73,802,701.00
----Advance (Deoghar Land)	32,532,958.40	14,106,429.20
	365,628,466.49	253,615,802.94

NOTE 8**a) TRADE PAYABLES**

----Sundry Creditor due for Goods	4,701,221.45	7,947,296.95
----Sundry Creditor due for Expenses	439,549.00	326,497.00
	5,140,770.45	8,273,793.95

NOTE 9**OTHER CURRENT LIABILITIES**

a) TDS Payable	1,147,959.00	1,373,824.00
b) Spark Advisory Services Pvt Ltd	6,055.90	6,055.90
c) P.S. Synthetics Pvt Ltd	29,606.58	-
d) Jharkhand Professional Tax Payable	4,450.00	1,050.00
	1,188,071.48	1,380,929.90

NOTE 10**SHORT TERM PROVISIONS**

a) Provision for Employee Benefits	-	-
b) Others Provisions :-		
----Provision for Taxation	2,927,282.00	-
Less :- Advances Tax	-	-
TDS & TCS	-	-
	2,927,282.00	-
	2,927,282.00	-



ILIKA ESTATES PRIVATE LIMITED

ILIKA ESTATES PRIVATE LIMITED

Director

Director

NOTE FORMING PART OF BALANCE SHEET AS AT 31ST MARCH 2021

NOTE - 11
FIXED ASSETS

TANGIBLE ASSETS

PARTICULARS	Useful Life in Yrs	RATE	GROSS BLOCK		DEPRECIATION			NET BLOCK			
			AS ON 01.04.2020	ADDITION	DELETION	AS ON 31.03.2021	AS ON 01.04.2020	FOR THE YEAR	AS ON 31.03.2021	AS ON 31.03.2020	
Motor Cycle	10	9.50%	207,588.01	-	-	207,588.01	111,071.64	9,881.02	120,952.66	86,635.35	96,516.37
Money Counting Machine	15	6.33%	27,339.00	-	-	27,339.00	9,464.08	752.29	10,216.37	17,122.63	17,874.92
Air Conditioner	15	6.33%	357,425.00	-	-	357,425.00	45,433.42	22,628.62	68,062.04	289,362.96	311,991.58
Builder's Hoist	15	6.33%	544,510.00	-	-	544,510.00	79,172.29	34,716.70	113,888.99	430,621.01	465,337.71
Furniture & Fixture	10	9.50%	496,688.10	-	-	496,688.10	99,481.72	47,186.41	146,668.13	350,019.97	397,206.38
Kent Prime & Mineral Water Machine & Dispenser	15	9.50%	20,499.99	-	-	20,499.99	3,428.60	1,298.33	4,726.93	15,773.06	17,071.39
Stabiliser	15	6.33%	3,599.00	-	-	3,599.00	649.05	227.94	876.99	2,722.01	2,949.95
Battery	15	6.33%	52,000.00	16,000.00	-	68,000.00	6,369.12	3,711.30	10,080.42	57,919.58	45,630.88
Computer & Printer	3	31.67%	131,299.97	-	-	131,299.97	69,432.72	41,761.36	111,194.08	20,105.89	61,867.25
Electric Equipment	10	9.50%	60,000.00	-	-	60,000.00	11,400.00	5,700.00	17,100.00	42,900.00	48,600.00
Generator	15	6.33%	5,000.00	-	-	5,000.00	633.34	316.67	950.01	4,049.99	4,366.66
Kirloskar Engine	15	6.33%	20,000.00	-	-	20,000.00	2,533.34	1,266.67	3,800.01	16,199.99	17,466.66
Biometric Machine	15	6.33%	7,650.00	-	-	7,650.00	473.91	484.56	958.47	6,691.53	7,176.09
Mini Crane Electrical Motor	15	6.33%	140,000.00	-	-	140,000.00	6,577.32	13,307.65	19,884.97	120,115.03	133,422.68
TV	10	9.50%	147,000.00	-	-	147,000.00	9,379.04	13,967.83	23,346.87	123,653.13	137,620.96
Office Civil Work	15	6.33%	175,000.00	-	-	175,000.00	22,166.66	11,083.33	33,249.99	141,750.01	152,833.34
Refrigerator	10	9.50%	-	8,000.00	-	8,000.00	-	99.95	99.95	7,900.05	-
TOTAL			2,395,599.07	24,000.00	-	2,419,599.07	477,666.25	208,390.63	686,056.88	1,733,542.19	1,917,932.82

INTANGIBLE ASSETS							
TOTAL							

GRAND TOTAL			2,395,599.07	24,000.00	-	2,419,599.07	477,666.25	208,390.63	686,056.88	1,733,542.19	1,917,932.82
PREVIOUS YEAR			1,922,949.07	472,650.00	-	2,395,599.07	287,652.83	190,013.42	477,666.25	1,917,932.82	1,635,296.24



ILIKA ESTATES PRIVATE LIMITED
Director

ILIKA ESTATES PRIVATE LIMITED
Director

NON CURRENT ASSETS

NOTE - 11

FIXED ASSETS

a) Tangible Assets

Gross Block

Add: Addition made during the year

Less: Deletion made during the year

Less: Total Accumulated Depreciation

Net Block

2,395,599.07	1,922,949.07
24,000.00	472,650.00
-	-
686,056.88	477,666.25
<u>1,733,542.19</u>	<u>1,917,932.82</u>

b) Intangible Assets

Gross Block

Add: Addition made during the year

Less: Deletion made during the year

Less: Total Accumulated Amortization

Net Block

-	-
-	-
-	-
-	-
<u>-</u>	<u>-</u>

NOTE 12

NON CURRENT INVESTMENT

a) Investments in Partnership Firms - Rudrapriya Realtors

12,563.10	874,821.00
<u>12,563.10</u>	<u>874,821.00</u>

NOTE 13

LONG TERM LOANS AND ADVANCES

a) Other Loans and Advances :-

----Advance (Morabadi Land)

-	162,000.00
<u>-</u>	<u>162,000.00</u>

NOTE 14

OTHER NON CURRENT ASSETS

a) Long Term Trade Receivables

b) Others :- (Balance with Revenue Authority)

-	-
-	-
<u>-</u>	<u>-</u>

CURRENT ASSETS

NOTE 15

CURRENT INVESTMENTS

-	-
<u>-</u>	<u>-</u>

NOTE 16

INVENTORIES

(as taken, valued & certified by the management)

a) Cost of Land (at Deoghar)

b) Work In Progress

----Ranchi Smart City

---- The Empire

---- Samiriddhi Park

c) Finished Goods

87,392,201.81	94,505,731.00
2,448,477.19	-
261,150,087.66	205,364,019.61
222,875,555.67	273,893,815.81
-	-
<u>573,866,322.33</u>	<u>573,763,566.42</u>



ILIKA ESTATES PRIVATE LIMITED

Director

ILIKA ESTATES PRIVATE LIMITED

Shankar Singh

Director

NOTE 17

TRADE RECEIVABLES

a) Debt outstanding for a period exceeding Six months		
----Unsecured Considered Goods	25,000.00	25,000.00
b) Others Debt		
----Unsecured Considered Goods	598,096.60	-
	623,096.60	25,000.00

NOTE 18

CASH AND BANK BALANCES

i) Cash and Cash Equivalents		
a) Balance with Banks		
----Axis Bank Account-4893	793,885.99	883,284.15
----Axis Bank Account-4143	6,515,173.68	5,343,948.32
----Axis Bank Account-8945	10,786,017.84	1,577,007.99
----Central Bank Account-7735	3,168.54	-
b) Cash on hand (as certified by the management)	974,413.00	290,175.00
ii) Other Bank Balances :-	-	-
	19,072,659.05	8,094,415.46

NOTE 19

SHORT TERM LOANS AND ADVANCES

a) Others Loans & Advance :-		
----S B Tiwari Dangratoli Site	707,821.00	707,821.00
----Security Deposits	300,000.00	-
----Court Fees	518,796.10	-
----Advances (Samriddhi Park)	14,877,814.34	-
----Salary Advance	346,574.00	236,144.00
----Morabadi Site Advance	103,999.40	88,846.40
----Advances from Landowners	414,681.00	-
	17,269,685.84	1,032,811.40

NOTE 20

OTHER CURRENT ASSETS

a) TDS & TCS Refundable	483,897.74	255,383.50
b) Advance Income Tax (For A.Y. 2021-22)	1,700,000.00	-
c) P.S. Synthetics Pvt Ltd	-	73,799.42
d) GST Receivable	3,840,856.12	13,696,460.41
e) Income Tax		
-For A.Y. 2013-14	-	955,000.00
	6,024,753.86	14,980,643.33

NOTE 21

REVENUE FROM OPERATIONS

a) Revenue from Projects		
Sale of Flats at Samriddhi Park	162,740,980.38	-
Sale of Barmasia Land (Deoghar)	10,586,250.00	39,022,500.00
	173,327,230.38	39,022,500.00
	173,327,230.38	39,022,500.00



ILIKA ESTATES PRIVATE LIMITED

Director

ILIKA ESTATES PRIVATE LIMITED

Director

NOTE 22

OTHER INCOME

a) Miscellaneous Income	-	48,300.00
b) Flat Cancellation Charges	22,321.00	-
c) Interest on Bank FDR	90,174.00	-
d) Profit/Loss on Mutual Fund	17,228.67	-
e) Discount Received	-	35,946.00
	129,723.67	84,246.00

NOTE 23

COST OF MATERIALS & BOUGHT OUT CONSUMED

a) Cost of Flats & Land Sold	156,750,987.00	37,981,305.00
	156,750,987.00	37,981,305.00

NOTE 24

EMPLOYEE'S BENEFIT EXPENSES

a) Staff Salary	732,008.00	236,531.00
b) Staff & Labour Welfare	14,236.00	1,035.00
c) Bonus/Incentive	59,000.00	23,000.00
	805,244.00	260,566.00

NOTE 25

FINANCE COST

a) Interest Expenses :-		
----Others	-	-
	-	-

NOTE 26

OTHER EXPENSES :-

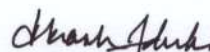
(A) MANUFACTURING COST		
Direct Expenses	1,292,180.00	244,393.73
	1,292,180.00	244,393.73

(B) SELLING & ADMINISTRATIVE COST

1 Audit Fees	25,000.00	25,000.00
2 Service Activities and Puja Expenses	104,685.00	27,396.00
3 Advertisement	29,900.00	5,263.00
4 Bank Charges	10,682.22	11,572.18
5 Anchoring Expenses	8,000.00	
6 Fooding Expenses	19,314.00	16,003.00
7 General Expenses	125,229.00	70,459.00
8 Interest on TDS	19,376.00	10,224.00
9 Office Expenses	78,774.00	71,729.40
10 Printing, Postage & Stationery	81,645.85	87,737.65
11 Membership & Licence Expenses	80,000.00	500.00
12 Travelling Expense	17,790.00	11,487.00
13 Repair & Maintenance	53,075.00	61,876.00
14 Head Office Repairing & Renovation Expenses	638,318.00	-
15 Labour Maintenance & Repair Service Charge	1,200.00	1,200.00
16 Loading & Unloading Expenses	7,501.96	-
17 Insurance	13,866.34	875.00
18 Electricity	53,433.00	53,703.66
19 Computer Maintenance	-	1,150.85
20 Interest, Late Fee and Penalty	16,015.00	16,692.00
21 Round Off/ Discount	33.96	1,148.24
22 Statutory Compliance Expenses	43,504.88	18,077.05
23 Security Guard Expenses	135,000.00	9,829.00

ILIKA ESTATES PRIVATE LIMITED

Director



Total of B

1,562,344.21

501,923.03

Total of (A + B)

2,854,524.21

746,316.76

