


**GREEN BHOOMI HOMES**


**BALANCE SHEET AS ON 31ST MARCH 2018**

Liabilities	Schedule	Amount (Rs.)	Assets	Schedule	Amount (Rs.)
Partners' Capital A/c	A	249,444,006.52	Fixed Assets	B	185,136,276.00
			Investments	C	11,642,884.52
			Inventories	D	49,831,920.00
			Current Assets	E	2,784,480.00
			Cash & Bank Balances	F	48,446.00
		<u>249,444,006.52</u>			<u>249,444,006.52</u>

**For Green Bhoomi Homes**



(Director, Bhoomatey Homes Pvt.Ltd.)  
**Partner**



(Director, Greenrow Developers Pvt. Ltd.)  
**Partner**

**GREEN BHOOMI HOMES**


**PROFIT & LOSS ACCOUNT FOR THE YEAR ENDED ON 31ST MARCH 2018**

<b>Particulars</b>	<b>Amount (Rs.)</b>	<b>Particulars</b>	<b>Amount (Rs.)</b>
Opening Stock : Land	-	Other Income	328,098.49
Land Purchased	49,831,920.00	Closing Stock : Land	49,831,920.00
Rates & Taxes	850.00		
Professional Tax	300.00		
Service Charges	2,950.00		
Misc. Expenses	1,550.00		
Profit transferred to Partners' Capital A/c	322,448.49		

50,160,018.49

50,160,018.49

**For Green Bhoomi Homes**



(Director, Bhoomatey Homes Pvt.Ltd.)  
**Partner**



(Director, Greenrow Developers Pvt. Ltd.)  
**Partner**