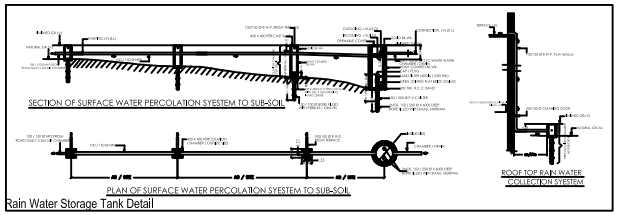

Rain Water Storage Tank Detail

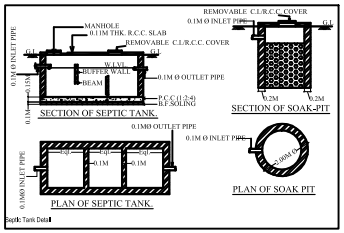

Septic Tank Detail

SCHEDULE FOR DRAINAGE PLAN	
NOTIFICATION	DISCRIPTION
	INSPECTION CHAMBER
	RECHARGE PIT
	RAIN WATER PIPE
	OVERFLOW OUTLET FOR RECHARGE PIT
	OVERFLOW OUTLET FOR SEPTIC TANK
	SOAK PIT
	DRAIN PIPELINE LAYOUT

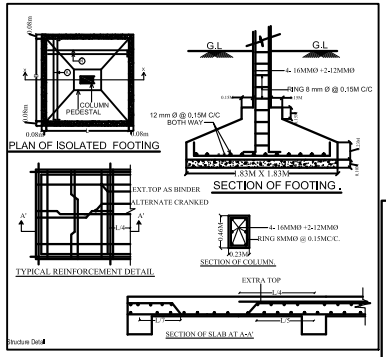

Structure Detail

SCHEDULE OF DOOR & WINDOW				
TYPE	WIDTH	HT.	SILL	DESCRIPTION
D	1.07	2.13	0	WOODEN FLUSH DOOR
D1	0.99	2.13	0	WOODEN FLUSH DOOR
D2	0.76	2.13	0	WOODEN FLUSH DOOR
W	1.52	1.22	0.91	GLAZED WINDOW
W1	1.22	1.22	0.91	GLAZED WINDOW
W2	0.91	1.22	0.91	GLAZED WINDOW
V	0.76	0.61	1.52	GLAZED VENTILATOR

COLCULATION FOR WATER TANK
CONSIDERING FOR 15 PERSONS = 15 X 135 = 2025 LTS.
APROVIDED = 5,000 LTS.

COLCULATION FOR SEPTIC TANK
CONSIDERING FOR 15 PERSONS = 15 X0.083 = 1.245 CUM
APROVIDED = 2.78X1.06X1.5 =4.4202 CUM

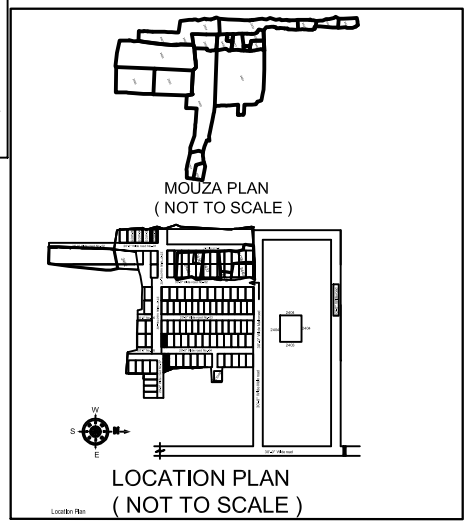

Location Plan

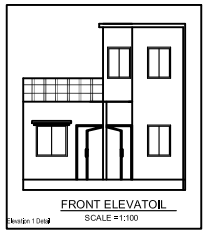

FRONT ELEVATOIL
SCALE =1:100

Elevation 1 Detail

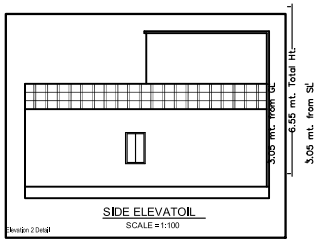

SIDE ELEVATOIL
SCALE =1:100

Elevation 2 Detail

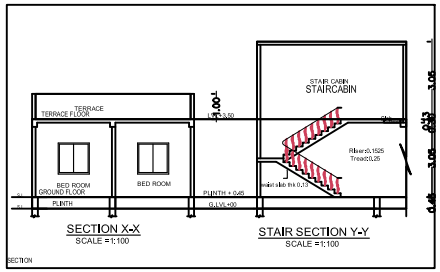

SECTION X-X
SCALE =1:100

STAIR SECTION Y-Y
SCALE =1:100

SECTION

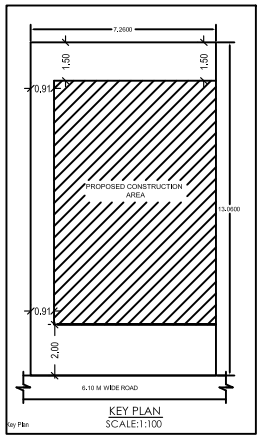

KEY PLAN
SCALE:1:100

Key Plan

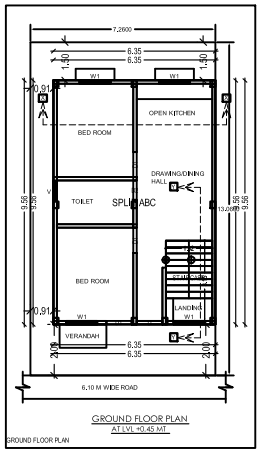

GROUND FLOOR PLAN
AT LVL +0.45 MT.

GROUND FLOOR PLAN

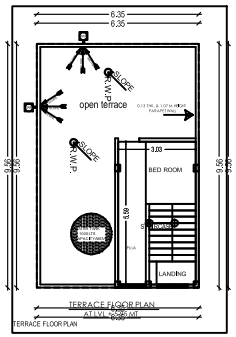

TERRACE FLOOR PLAN

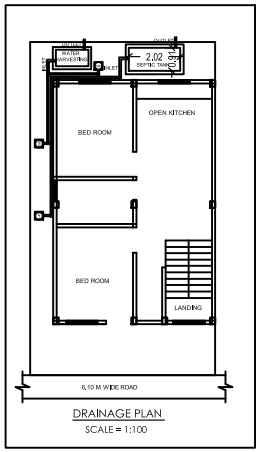

DRAINAGE PLAN
SCALE = 1:100

PROPOSED RESIDENTIAL BUILDING PLAN FOR	
LAND OWNER	SIGNATURE
MR.AMIT KUMAR SINGH S/O: MR.BIRESH PRASAD SINGH	

DETAILS OF PLOT :-
PLOT NO:-453(OLD), 2492(NEW)
KHATA NO :- 234(OLD), 113(NEW)
MOUZA :- ASANGI
WARD NO :- 22
THANA NO:- 131, P.S:- R.I.T ADITYAPUR
DISTRICT :- SERAIKELA , JHARKHAND

CONTENTS :-

* SITE PLAN	* TERRACE PLAN
* GROUND FLOOR PLAN	* FRONT ELEVATION
* FIRST FLOOR PLAN	* SIDE ELEVATION
* SECOND FLOOR PLAN	* SECTION "X-X"
* DRAINAGE PLAN	* SECTION "Y-Y"
* GROUND COVERAGE	* LOCATION MAP
* CALCULATION	* PART MOUZA PLAN
* F.A.R. CALCULATION	

SH. NO 1/1

PLANNER

A (MRS BABITA CHOURASIA)