PARKING CALCULATION-

RESIDENTIAL : -

1NO. CAR PARKING & 1NO. TWO WHEELER PARKING IS PROVIDED IN EACH FLAT

TOTAL NO. OF FLAT :- 28 NOS.(7 no units @4 floors).

SO REQUIRED PARKING FOR RESIDENCE 28 NOS.

AREA REQUIRED FOR PARKING - 28 CAR X 11.52 (ONE CAR 2.4 X 4.8) = 322.56 SQ.M.

COMMERCIAL : -

TOTAL COMMERCIAL Bu. AREA IN Lower Ground,Upper Ground &1st Floor= = 859.40 +962.74 +962.74 = 2784.88 SQM.

TOTAL PARKING AREA REQUIRED FOR COMMERCIAL = 2784.88 / 75 SQ. M.=37 CAR = 37 CAR X 11.52 (ONE CAR 2.4 X 4.8) = 426.24 SQ. M.

TOTAL CAR PARKING AREA REQUIRED FOR COMMERCIAL & RESIDENTIAL FLOOR = 426.24 + 322.56 = 748.8 SQM

EXTRA PARKING

TOTAL CAR PARKING AREA REQUIRED = 748.8 SQ.M.

15 % OF TOTAL CAR PARKING AREA FOR VISITORS = 112.32 SQ.M.

2NO. TWO WHEELER PARKING IS PROVIDED FOR EACH UNIT = 28 X 2 = 56 SQ.M.

TOTAL REQUIRED PARKING AREA = 748.8 +112.32 + 56.0 = 917.12 SQ.M.

SO, PARKING AREA PROVIDED IN basement FLOOR = 962.84 SQ. M.

AMENITIES CALCULATION -

IN RESIDENTIAL , ASSUME 5 PERSONS IN EACH FLAT

TOTAL NO OF FLAT = 28 NOS.(7 no units @4 floors) .
TOTAL NO. OF PERSONS = 28 X 5 PERSON = 140 PERSONS

COMMERCIAL:

Total area (Net area for FAR) of Lower Ground,Upper Ground &1st Floor = 630.58 +859.61 +861.01 = 2381.2 SQM .

Total Carpet Area of Commercial Floor (Lower Ground,Upper Ground &1st Floor) = 392.56+635.38+629.91 = 1657.85 SQM.

For Calculating NO OF PERSON 50% OF Carpet area = 828.92 Sqm.
No of Person @4.6 Sqm/person

Total Number of Person for Commercial = 180 nos

TOTAL NO. OF PERSONS IN COMMERCIAL & RESIDENTIAL =180 + 140 PERSON =320

ASSUME 10% EXTRA,

TOTAL NO. OF PERSONS = (320+32) 352 PERSONS.

WATER TANK CALCULATION -

TOTAL NO. OF PERSONS IN COMMERCIAL & RESIDENTIAL = 352 NOS.
VOLUME OF WATER REQUIRED =352 X 135 = 47,520 L = 47.52 CUM
SIZE OF WATER TANK PROVIDED = 48.00 CUM(ABOVE MUMTY ROOF)

SEPTIC TANK CALCULATION -

TOTAL NO OF PERSON OF COMMERCIAL & RESIDENTIAL FLOOR = 352 Nos

SEPTIC TANK DESIGN FOR 352 USER/PERSON
VOLUME OF SEPTIC TANK=@0.084cumX352=29.56cum.
SIZE OF SEPTIC TANK PROVIDED =6.10 X 3.05 X 1.65 =30.69cum

FIRE SAFETY LEGENDS

	SLUICE & N.R VALVE.
	PUMPWITH MINIMUM PRESSURE 1650L/M AT TERRACE LVL.)
	WET RISER CUM DOWN COMER
	HYDRANT OUTLET
	HOSE REEL HOSE
	FIRE CALL POINT
	HOOTER
	FIRE SERVICE INLET
	AREA PROTECTED BY AUTOMATIC DCP EXTINGUISHER
	AREA PROTECTED BY WATER CO2 EXTINGUISHER
	LIGHTNING CONDUCTOR

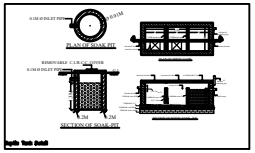

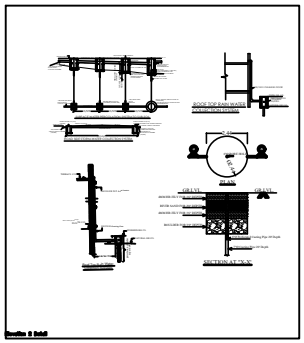

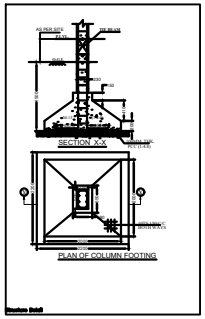

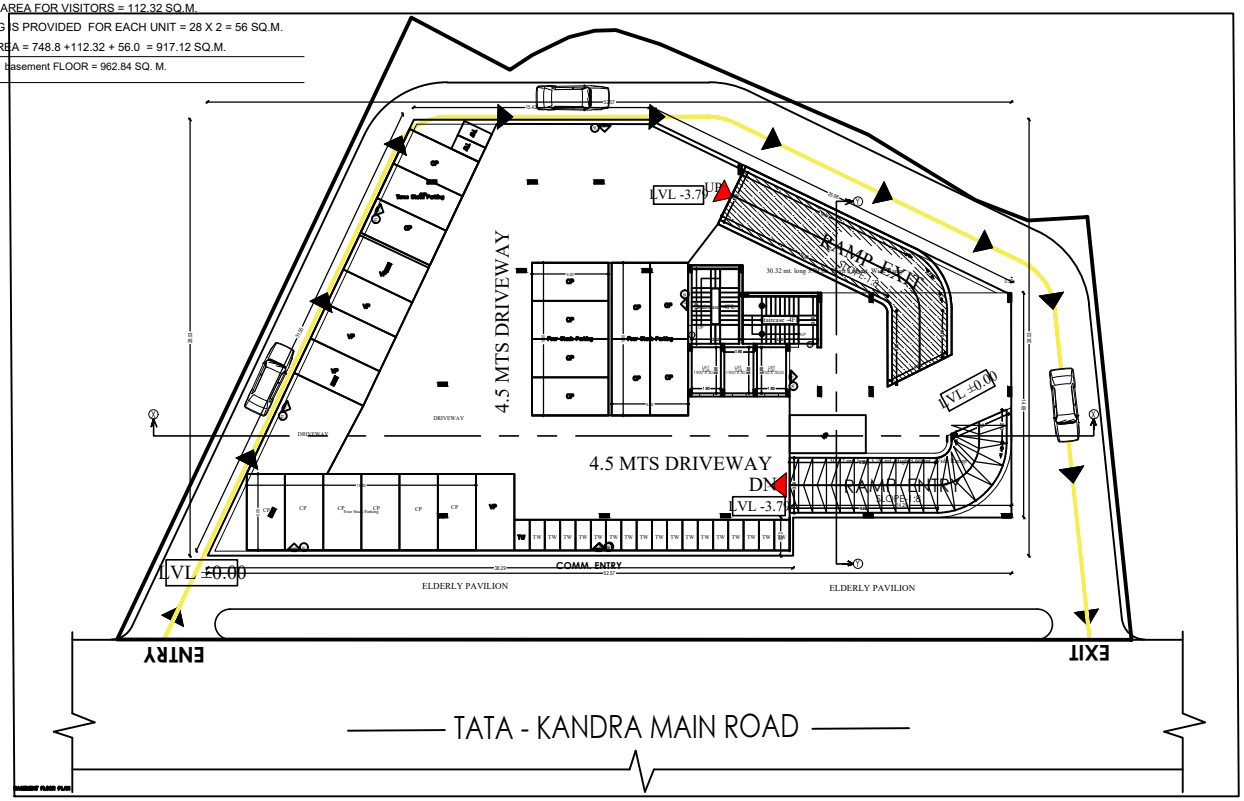

NORTH

BASEMENT FLOOR PLAN

SCALE-1:100

SPECIFICATION

SL.NO	NAME	DETAILS
1)	FOUNDATION	R.C.C COLUMN FOOTING/RAFT AS PER DESIGN
2)	SUPER STRUCTURE	FIRST CLASS B/W IN C.M(1:6) FOR 225mm & C.M(1:4) FOR 112.5 MM
3)	FLOORING	0.025 mt I.P.S FLOORING OVER 0.01.5mt DRY REAMED KIROA OVER 0.075m B/B SOLING OVER LOCAL SAND FILLING.
4)	LINTEL	150mm R.C.C LINTEL PROVIDED OVER DOOR & WINDOWS.
5)	ROOF	R.C.C. ROOF SLAB WITH REQUIRED THICKNESS AS PER STRUCTURAL DESIGN.
6)	TERRACE	PROVIDE 254mm MUD FUSCA TREATMENT WITH BRICK ON EDGE. SOLING OVER LOCAL SAND FILLING FINISHED WITH P.C.C OVER R.C.C TERRACE ROOF FOR HEAT INSULATION & WATER PROOFING.
7)	PLASTER	INNER & OUTER WALL PLASTERED IN C.M(1:6) & (1:4) & TWO COATS OF WHITE WASH OUT SIDE ONLY.

SCHEDULE OF DOOR & WINDOW

DOOR

TYPE	WIDTH	HT.	SILL	DESCRIPTION
D	1.07	2.1	0	WOODEN FLUSH DOOR
D1	0.9	2.1	0	WOODEN FLUSH DOOR
D2	0.84	2.1	0	WOODEN FLUSH DOOR
D3	0.76	2.1	0	WOODEN FLUSH DOOR

WINDOW

TYPE	WIDTH	HT.	SILL	DESCRIPTION
W0	2.45	1.20	0.9	GLAZED WINDOW
W	1.5	1.20	0.9	GLAZED WINDOW
W1	1.2	1.20	0.9	GLAZED WINDOW
W2	.95	1.20	0.9	GLAZED WINDOW
V	0.6	0.6	1.52	GLAZED VENTILATOR

PROPOSED COMMERCIAL CUM RESIDENTIAL BUILDING PLAN FOR

GOLDEN HERITAGE

SIGNATURE :-

PLANNER

TITLE:-
PARKING PLAN
TYPICAL PLAN
FRONT ELEVATION
SECTIONAL VIEW

SH. NO-2/5

J.E, INAC

A.E, INAC

SPECIAL OFFICER , INAC