Project Title :SRI SHAMBHU NATH SINGH

AREA STATEMENT OF PROPOSED BUILDING
FORM - C

PLOT AREA = 195.72 Sq.Mt.

No. of Room	Area in square meter	Area in square feet	Area in square meter	Area in square feet	Total Area						F.A.R		Occupancy or Use Proposed	Remarks
			Upto 10 meters height	Above 10 meters height	Upto 10 meter height	Above 10 meter height	Total	Deduction	Deduction	Net Area				
	a		a +	a +	a		a + b	a + b	c	a + b - c				
Basement Floor	54.52				54.52				39.8	14.72	0.75	0.75	Parking	
Ground Floor	54.52				54.52	0.54				54.52	4.88	47.65	Commercial	
First Floor	54.52				54.52	0.54				54.52	4.88	47.65	Commercial	
Second Floor	72.58				72.58	0.54				74.32	7.86	64.72	Commercial	
Third Floor	72.58				72.58	0.54				74.32	7.86	64.72	Commercial	
TOTAL	348.73				348.73	2.16			39.8	314.32	25.38	244.47		

PLOT AREA = 195.72 Sq.Mt.

Area for ground Coverage = 54.35 Sq.Mt.
54.35 X 100 / 195.72 = 27.86 %
% of ground Coverage = 27.80%

F.A.R = $\frac{\text{Net Area}}{\text{Plot Area}}$ = 1.22

F.A.R = 1.22

PARKING CALCULATION:

COMMERCIAL : -

TOTAL COMMERCIAL Bu. AREA IN GROUNDI,1ST, 2ND & 3RD FLOORS = = 2(54.53)+2(72.58) = 254.22 SQM.

TOTAL PARKING AREA REQUIRED FOR COMMERCIAL = 254.22 / 80 SQ. M. =3 CAR = 3 CAR X 12.50 ONE CAR 2.5 X 5.0 = 37.5 SQ. M.

TOTAL CAR PARKING AREA REQUIRED FOR COMMERCIAL FLOOR= 37.5 SQM

EXTRA PARKING

TOTAL CAR PARKING AREA REQUIRED = 37.5 SQ.M.
15 % OF TOTAL CAR PARKING AREA FOR VISITORS = 5.62 SQ.M.
TOTAL REQUIRED PARKING AREA = 37.5 +5.62 = 43.12 SQ.M.

Rainwater harvesting

Rainwater harvesting :- ARTIFICIAL RECHARGE TO GROUND WATER THROUGH PITS
ROOF AREA = 54.52 SQ.M. = 0.5 X 54.52 = 27.26 SQ.M.
SIZE OF PITS = 2.0M X 1.0M X 2.0M DEEP
TOTAL NO. OF PERMANENT (2 RCC RINGS) = 2 NOS.
ALTERNATE ARRANGEMENT TO RECHARGE PITS IS PROVIDED IN 2.5 LTR. THERMOL BOTT (2.0MX1) = 10 NOS.(TO ARRANGE AND CLEAN)
TOTAL NO. OF RECHARGE PITS = 2NOS. + 10 NOS.TOTAL
SIZE OF WATER TANK PROVIDED = 2.0 MWIDE X 2.0M LARGE

SEPTIC TANK CALCULATION:

SEPTIC TANK DESIGN FOR 30 USERS PERSON
CAPACITY OF SEPTIC TANK PROVIDED = 2.0 X 1.0 X 1.5 = 3.0 CUBIC
SIZE OF SEPTIC TANK PROVIDED = 2.0 X 1.0 X 1.5 = 3.0 Cubic

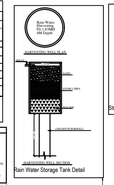

Rain Water Storage Tank Detail

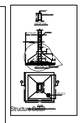
Structure Detail

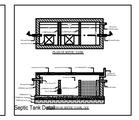
Septic Tank Detail

Location Plan

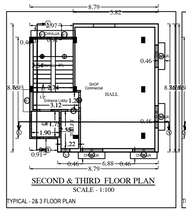

SECOND & THIRD FLOOR PLAN
SCALE - 1:100
TYPICAL - 2& 3 FLOOR PLAN

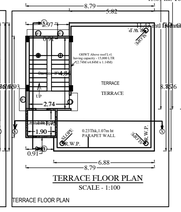

TERRACE FLOOR PLAN
SCALE - 1:100
TERRACE FLOOR PLAN

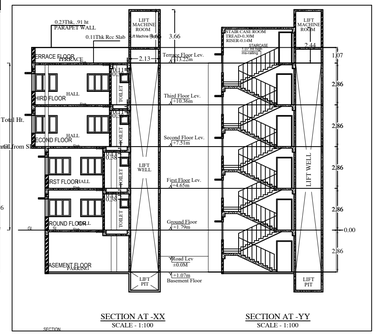

SECTION AT -XX
SCALE - 1:100
SECTION AT -YY
SCALE - 1:100

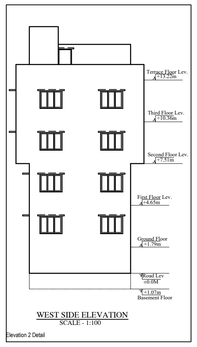

WEST SIDE ELEVATION
SCALE - 1:100
Elevation 2 Detail

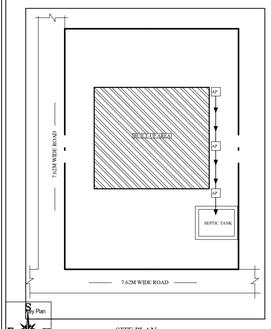

SITE PLAN
SCALE - 1:100

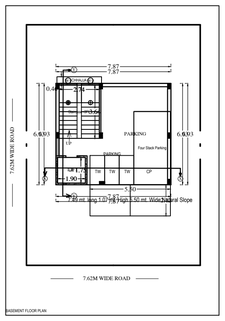

BASEMENT FLOOR PLAN
BASEMENT FLOOR PLAN
SCALE - 1:100

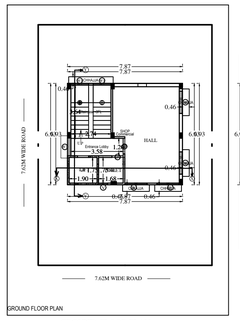

GROUND FLOOR PLAN
GROUND FLOOR PLAN
SCALE - 1:100

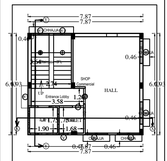

FIRST FLOOR PLAN
SCALE - 1:100
FIRST FLOOR PLAN

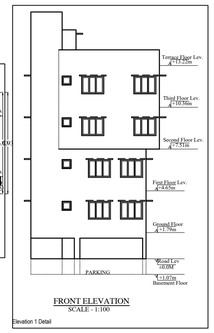

FRONT ELEVATION
SCALE - 1:100
Elevation 1 Detail

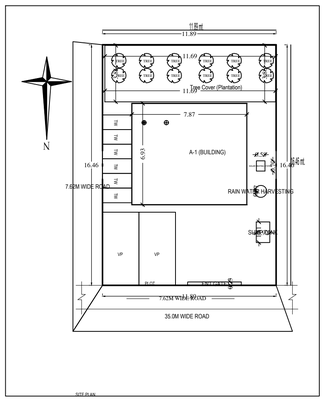

SITE PLAN

AREA STATEMENT ADITYAPUR MUNICIPAL CORPORATION	VERSION NO.- 1.0.36
	VERSION DATE - 18/10/2020
PROJECT DETAIL :	
Award No. -	Plot Use - Commercial
Region - JHARKHAND URBAN LOCAL BODIES	Plot Sub Use - Commercial Bldg.
District - EAST SINGHBHUM	Land Use Zone - Commercial
Application Type - General Proposal	Abutting Road Width - -
Project Type - Development Permission	Plot No. -
Nature of Development - New	Revenue Survey No/Survey No - -
Location - Old Area	Thana No -
Sub Location - NA	Holding No - -
Locality/Mouza Name -	Khata No - -
Road No. -	North - -
Road/Street -	South - -
	East - -
	West - -
AREA DETAILS:	SQ.MT
AREA OF PLOT (Minimum) (A)	195.65
Net Plot Area (Gross Plot Area - Deduction from Gross Plot area) (A-Deductions)	195.65
Deductions for Balance Plot Area (from Gross Plot Area)	
COP Area	45.14
Total	45.14
Balance Plot Area (Net Plot Area - Deductions from Net Plot Area) (A-Deductions)	150.52
Plot Area for Coverage (Net Plot Area) (A-Deductions)	195.65
Plot Area for FSI (Net Plot Area + Road/Widening Area) (A-Deductions)	195.65
COVERAGE CHECK	
Proposed Coverage Area (27.81 %)	54.52
Total Coverage Area (27.81 %)	54.52
FAR/FSI CHECK	
Proposed Area of FAR	222.81
Total Area of FAR	222.81
BUILT UP AREA CHECK	
Total Proposed Builtup Area	305.58
ARCH / ENGG / SUPERVISOR (Regd)	OWNER
DEVELOPMENT AUTHORITY	LOCAL BODY

COLOR INDEX

- PLOT BOUNDARY
- ABUTTING ROAD
- PROPOSED WORK (COVERAGE AREA)
- EXISTING (To be retained)
- EXISTING (To be demolished)

Color Index

PARKING CALCULATION:

Parking Type	Prop.No.	Prop.Area
Car Parking	1	12.50
Visitors Car Parking	2	25.00
Four Stack Car Parking	3	37.50
Two Wheeler Parking	8	16.00
Other Parking	1	22.77
Total Area	15	113.77

MARGIN DETAIL:

Building / Wing Name	Road Name	Front Margin	Rear Margin	Side1 Margin	Side2 Margin
A-1 (BUILDING)	35.0M WIDE ROAD	9.91	4.01	2.01	2.01

BASEMENT MARGIN DETAIL:

Building / Wing Name	Road Name	Front Margin	Rear Margin	Side1 Margin	Side2 Margin
A-1 (BUILDING)	35.0M WIDE ROAD	9.91	4.01	2.01	2.01

FAR & Tenement Details (Table 4c-1)

Building	No. of Same Bldg	Total Built Up Area (Sq.mt.)	Deductions (Area in Sq.mt.)				Proposed FAR Area (Sq.mt.)	Add Area In FAR (Sq.mt.)	Total FAR Area (Sq.mt.)
			Lift	Accessory Use	Parking	Commercial	Stair		
A (BUILDING)	1	305.58	13.36	28.14	41.27	212.82	9.99		222.81
Grand Total	1	305.58	13.36	28.14	41.27	212.82	9.99		222.81

GENERAL SPECIFICATION:-

FOUNDATION	Stone Masonry Foundation in the ratio
	R.C.C Column Footing & Grade Beams As Per Structure Design
ALTER COLUMN	R.C.C Column And Beam As Per Structure Design
	9 CMS Thk Concrete Wall & 6 Cms Thk. Partition Wall in Cement Mortar
	R.C.C Roof Slab As Per Structure Design
ROOF	R.C.C Roof Slab As Per Structure Design
EXTERNAL FINISH	Cement Mortar 1:4 C.C.Blocks Work
INTERNAL FINISH	Cement Mortar 1:4 C.C.Blocks Work
CONVEYANCE	Electrical Wiring Concealed
	Electrical Fittings Modular
	C.P.Fittings As Required
DOORS & WINDOWS	As Per Schedule
COLOUR THEME	Exterior Emulsion Wall Of Colour

SCHEDULE OF DOORS & WINDOWS

SL.NO	NAME	SIZE	DESCRIPTION
01	D	1.07M X 2.13M	Panelled Single Shutter door.
02	D1	0.93M X 2.13M	Panelled Single Shutter door.
03	D2	0.76M X 2.13M	Panelled Single Shutter door.
04	W	1.82M X 1.22M	Aluminium Fixed Frame Window 5 Shutter
05	W1	1.22M X 1.22M	Aluminium Fixed Frame Window 5 Shutter
06	V	0.61M X 0.61M	Fan Hung Steel Ventilator.

PROPOSED BUILDING FOR :-

01. SRI SHAMBHU NATH SINGH
S/O- LATE KEDAR NATH SINGH

MOUZA:- ADITYAPUR
P.O.- ADITYAPUR
P.O.- ADITYAPUR
WARD NO.- 17
THANA NO.- 129

SERAIKELA-KHARSWAN (JHARKHAND)

SIGNATURE OF OWNER

SIGNATURE OF ENGINEER

SITE PLAN, FLOOR PLANS, ELEVATIONS (2-nos.), SECTIONS (2-nos.), AREA CALCULATION, FAR CHART, PLAN, DRAINAGE PLAN, FOOTING DETAILS, WATER TANK & SEPTIC TANK CALCULATION.

SHEET NO. - 01 OF 01

A.N.A.C. APPROVED

A (BUILDING)

Building :A (BUILDING)

Floor Name	Total Built Up Area (Sq.mt.)	Deductions (Area in Sq.mt.)			Proposed FAR Area (Sq.mt.)	Add Area In FAR (Sq.mt.)	Total FAR Area (Sq.mt.)
		Lift	Accessory Use	Parking	Commercial	Stair	
Basement Floor	54.52	3.34	0.00	41.27	0.00	9.99	9.99
Ground Floor	51.26	0.00	7.22	0.00	44.04	0.00	44.04
First Floor	54.52	3.34	7.22	0.00	44.04	0.00	44.04
Second Floor	72.58	3.34	6.86	0.00	62.37	0.00	62.37
Third Floor	72.58	3.34	6.86	0.00	62.37	0.00	62.37
Terrace Floor	0.00	0.00	0.00	0.00	0.00	0.00	0.00
Total :	305.58	13.36	28.14	41.27	212.82	9.99	222.81
Total Number of Same Buildings :	1						
Total :	305.58	13.36	28.14	41.27	212.82	9.99	222.81

SCHEDULE OF JOINERY:

BUILDING NAME	NAME	LENGTH	HEIGHT	NOS
A (BUILDING)	D	0.76	2.13	04
A (BUILDING)	D	1.07	2.10	04
Total :	-	-	-	08

SCHEDULE OF JOINERY:

BUILDING NAME	NAME	LENGTH	HEIGHT	NOS
A (BUILDING)	V	0.61	1.00	04
A (BUILDING)	W1	1.22	1.22	10
A (BUILDING)	W	1.82	1.22	16
Total :	-	-	-	30

UnBUA Table for Building :A (BUILDING)

FLOOR	Name	UnBUA Type	UnBUA Area	Carpet Area	No. of Rooms	No. of Tenement
GROUND FLOOR PLAN	SHOP	SHOP	51.26	51.13	1	1
FIRST FLOOR PLAN	SHOP	SHOP	51.26	51.09	1	1
TYPICAL - 2 & 3 FLOOR PLAN	SHOP	SHOP	82.21	48.88	1	2
Total :	-	-	245.03	239.98	4	4