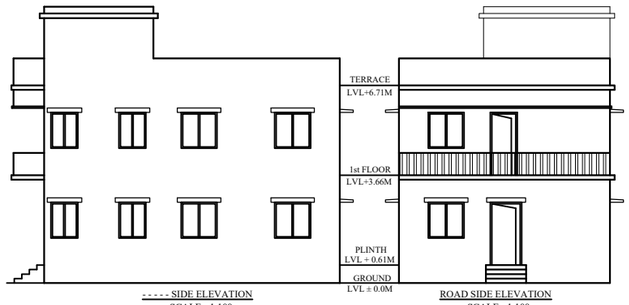

- - - - - SIDE ELEVATION
SCALE - 1:100

ROAD SIDE ELEVATION
SCALE - 1:100

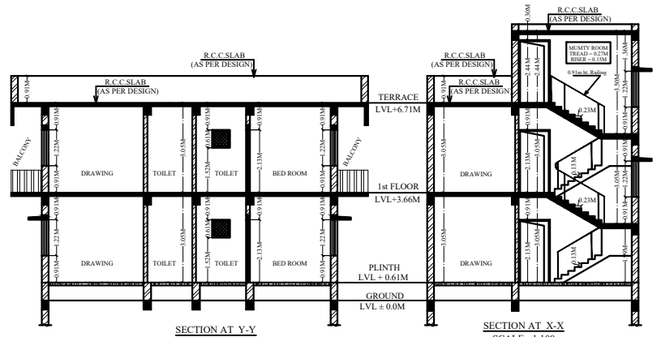

SECTION AT Y-Y
SCALE - 1:100

SECTION AT X-X
SCALE - 1:100

MAUZA PLAN
SCALE - 1:100

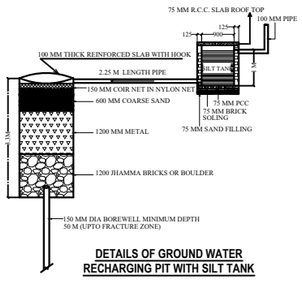

DETAILS OF GROUND WATER RECHARGING PIT WITH SILT TANK

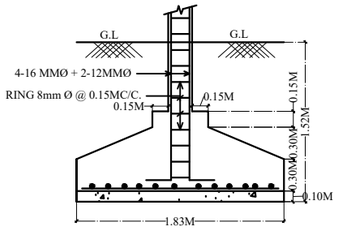

SECTION OF FOOTING

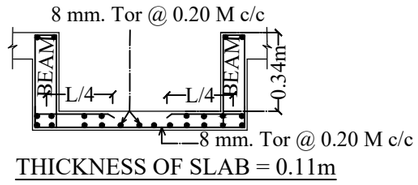

THICKNESS OF SLAB = 0.11m

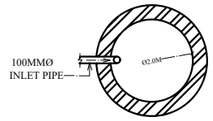

PLAN OF SOAK PIT

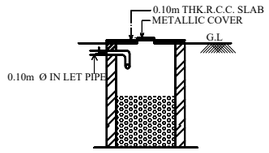

SECTION OF SOAK PIT

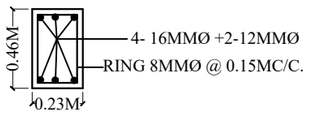

SECTION OF COLUMN.

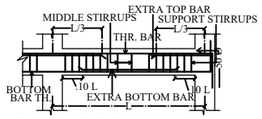

SECTION OF TYPICAL ROOF BEAM

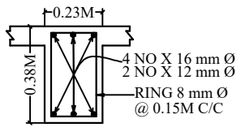

C.S. OF ROOF BEAM
SIZE - 0.23M X 0.38M

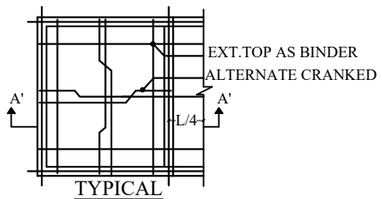

TYPICAL

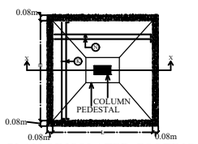

PLAN OF ISOLATED FOOTING

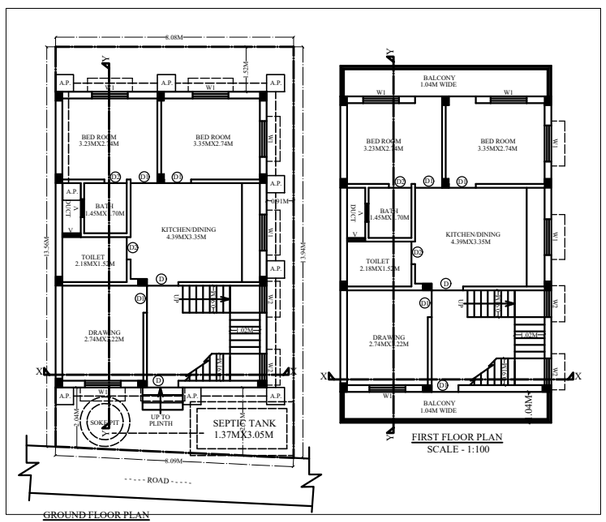

GROUND FLOOR PLAN
SCALE - 1:100

FIRST FLOOR PLAN
SCALE - 1:100

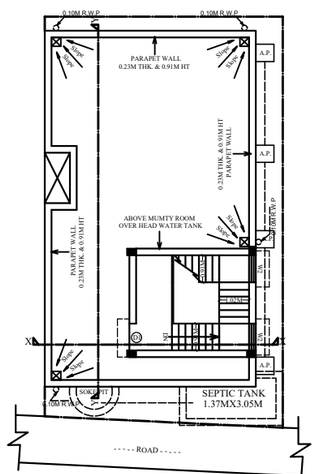

TERRACE PLAN
SCALE - 1:100

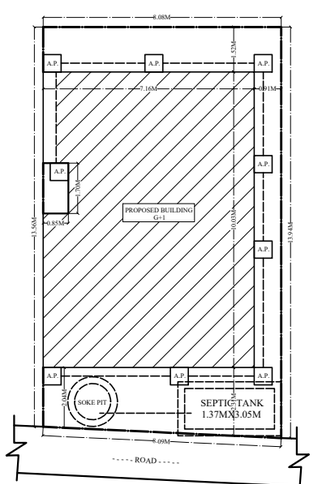

SITE PLAN
SCALE - 1:100

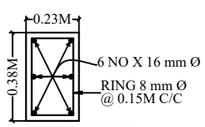

C.S. OF COLUMN .
SIZE - 0.23M X 0.38M

GENERAL SPECIFICATION :-

FOUNDATION	: PLAIN CEMENT CONCRETE AS PER DESIGN. : R.C.C. COLUMN FOOTING & COLUMN AS PER : STRUCTURAL DESIGN.
SUPER STRUCTRE	: R.C.C. COLUMN AND BEAM AS PER STRUCTURAL DESIGN. :0.23M THK. EXTERNAL WALL & 0.11M THK. PARTITION WALL. : IN CEMENT MORTAR. : R.C.C. ROOF SLAB AS PER STRUCTURAL DESIGN.
FLOOR	:I.P.S FLOORING ON P.C.C. BED ALL OVER FLOOR
INTERNAL FINISH	: WHITE WASHING OVER CEMENT PLASTER
SANITARY	: VITROUS CHAINA SANITARY WARE : G.I. PIPE WATER SUPPLY. : C.I. PIPE FOR DISPOSAL.
DOORS & WINDOWS	: AS PER SCHEDULE.
ELECTRICAL	: COPPER CONDUCTOR WITH P.V.C. CONDUIT.

PROPOSED RESIDENTIAL BUILDING FOR :

MR. - - - - - W/O MR.- - - - -

PLOT NO.	: - - - - -
KHATA NO.	: - - - - -
P.S.	: - - - - -
THANA NO.	: - - - - -
MAUZA	: - - - - -
HALKA NO.	: II
DISTRICT	: EAST SINGHBHUM

ALL FLOOR PLAN SECTION & ELEVATION DRG.

SIGNATURE OF ARCHITECT / ENGINEER

SCALE : 1:100, 1:100	SHEET NO.- 1 OF 1

SIGNATURE OF OWNER

APPROVED AUTHORITY

AREA CALCULATION :-

PLOT AREA	= 124.42 SQMT
GROUND FLOOR AREA	= 103.56 SQMT
GROUND FLOOR AREA	= 111.19 SQMT
GROUND FLOOR AREA	= 111.19 SQMT
TOTAL	= 325.94 SQMT
COVERED AREA	= 111.19 SQMT
COVERAGE	= 111.19 X 100 / 124.42 =89.36 %
F.A.R. ACHIEVED	= 325.94 / 124.42 = 2.61
OPEN SPACE	= 124.42 -111.19 = 13.23 SQMT

NOTE:- ALL EXTERNAL OPENINGS MAY CHANGE AS PER ELEVATION DETAILS.

SCHEDULE OF OPENINGS

SL.NO.	MKD.	SIZE	DESCRIPTION
1.	D	1.22 M X 2.13M	Pannelled single shutter door.
2.	D1	0.91 M X 2.13M	Pannelled single shutter door.
3.	D2	0.76 M X 2.13M	Pannelled single shutter door.
4.	W1	1.52 M X 1.22 M	Pannelled single shutter door.
5.	W2	1.22 M X 1.22 M	Pannelled single shutter door.
6.	V	0.61M X 0.61M	Top hung steel ventilator.