Project Title :SMT - NIRMALA DEVI

SIDE ELEVATION

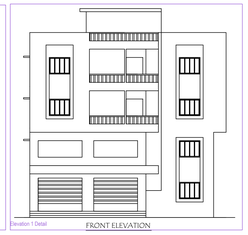

FRONT ELEVATION

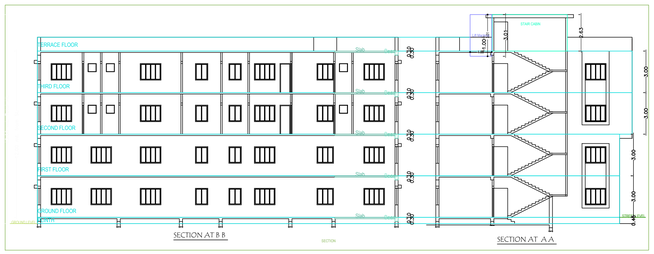

SECTION AT B B

SECTION AT A A

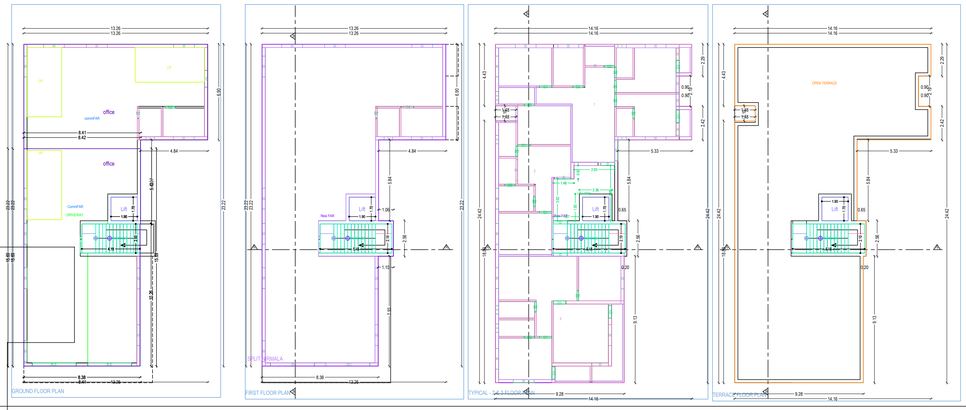

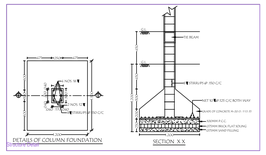

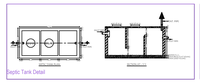

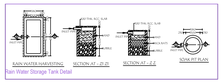

A (BUILDING)

Building :A (BUILDING)

Floor Name	Total Built Up Area (Sq.mt.)	Existing Built Up Area (Sq.mt.)	Proposed Built Up Area (Sq.mt.)	Deductions (Area in Sq.mt.)		Existing FAR Area (Sq.mt.)	Proposed FAR Area (Sq.mt.)	Total FAR Area (Sq.mt.)	Tnmt (No.)
				Lift	Lift Lobby		Resi.		
Ground Floor	222.00	360.13	0.00	0.00	0.00	221.99	0.00	222.00	00
First Floor	221.26	0.00	221.26	3.23	0.00	0.00	228.03	228.03	03
Second Floor	254.56	0.00	254.56	3.23	11.61	0.00	239.72	239.72	03
Third Floor	254.56	0.00	254.56	3.23	11.61	0.00	239.72	239.72	03
Terrace	0.00	0.00	14.11	0.00	0.00	0.00	0.00	0.00	00
Total :	952.38	360.13	754.49	9.69	23.22	221.99	707.47	929.47	07
Total Number of Units in Buildings	1								
Total :	952.38	360.13	754.49	9.69	23.22	221.99	707.47	929.47	07

SCHEDULE OF JOINERY:

BUILDING NAME	NAME	LENGTH	HEIGHT	NOS.
A (BUILDING)	D2	0.75	2.10	26
A (BUILDING)	D1	0.90	2.10	22
A (BUILDING)	D	1.00	2.10	02
A (BUILDING)	D	1.20	2.10	03
A (BUILDING)	W.S.	1.16	2.45	02
Total :	-	-	-	61

SCHEDULE OF JOINERY:

BUILDING NAME	NAME	LENGTH	HEIGHT	NOS.
A (BUILDING)	V	0.60	1.00	14
A (BUILDING)	W	0.88	1.20	06
A (BUILDING)	W	1.10	1.20	02
A (BUILDING)	W	1.20	1.20	04
A (BUILDING)	W	1.50	1.20	02
A (BUILDING)	W	1.65	1.20	02
A (BUILDING)	WS	1.17	1.20	02
Total :	-	-	-	30

UnitBUA Table for Building :A (BUILDING)

FLOOR	Name	UnitBUA Type	Entity Type	UnitBUA Area	Carpet Area	No. of Rooms	No. of Tenements
GROUND FLOOR PLAN	office	OFFICE	Existing	128.44	124.74	1	3
	office	OFFICE	Existing	93.55	90.83	1	
	office	OFFICE	Existing	94.16	91.11	1	
FIRST FLOOR PLAN	SPLIT NIRMALA	FLAT	Proposed	197.02	184.29	3	1
2 & 3 FLOOR PLAN	1	FLAT	Proposed	75.77	71.18	10	6
	2	FLAT	Proposed	45.92	45.39	2	
	3	FLAT	Proposed	79.68	75.36	8	
Total :	-	-	-	801.13	929.75	27	10

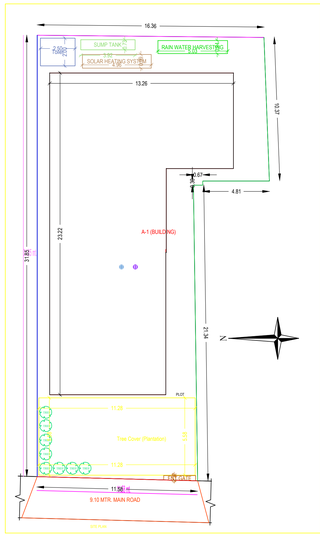

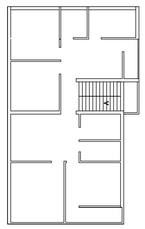

AREA STATEMENT (VMC) MUNICIPAL CORPORATION		VERSION NO.: 1.0.22
		VERSION DATE: 01/01/2019
PROJECT DETAIL:		
Inward_No :		Plot Use : Mixed
Region : SERIKANDAM (URBAN) LOCAL BODIES		Plot Sub Use : Mixed
Project Type : BUILDING		Land Use Zone : Residential
Application Type : General Proposal		Plot/Sub Division : Kovil
Project Type : Building Permission		Plot No. : -
Nature of Development : Addition or Alteration		Revenue Survey No/Survey No. :
Location : Old Area		Block No. : -
Soil Location : NA		Holding No. : -
Village/Mauja Name : -		Khata No. : -
Ward No. : -		North : -
Road Street :		South : -
		East : -
		West : -
AREA DETAILS:		SQ.MT.
AREA OF PLOT (Minimum)	(A)	418.35
Net Plot Area (Gross Plot Area - Deduction from Gross Plot area)	(A-Deductions)	418.35
Deductions for Balance Plot Area from Gross Plot Area:		
- OSR Area		42.92
- Parking		62.52
Balance Plot Area (Net Plot Area - Recreational/Amenity space)	(A-Deductions)	330.43
Plot Area for Coverage (Net Plot Area)	(A-Deductions)	418.35
Plot Area for FSI (Net Plot Area + Road/Widening Area)	(A-Deductions)	418.35
- Access/Ulak Area		5.00
COVERAGE CHECK		
- Proposed Coverage Area (54.61 %)		228.46
- Total Coverage Area (54.61 %)		228.46
FAR CHECK		
- Proposed Area of FAR		929.47
- Total Area of FAR		929.47
BUILT UP AREA CHECK		
- Total Proposed BuiltUp Area		962.38
ARCHI / ENGG / SUPERVISOR (Regd)		OWNER
DEVELOPMENT AUTHORITY		LOCAL BODY

COLOR INDEX

- PLOT BOUNDARY
- ABUTTING ROAD
- PROPOSED WORK (COVERAGE AREA)
- EXISTING (To be retained)
- EXISTING (To be demolished)

Color Index

PARKING CALCULATION:

Parking Type	Prop No.	Prop Area
Car Parking	2	25.00
Visitors Car Parking	1	12.50
Total Area	3	37.50

MARGIN DETAIL:

Building / Wing	Road Name	Front Margin	Rear Margin	Side1 Margin	Side2 Margin
A (BUILDING)	9.10 MTR. MAIN ROAD	5.00	3.00	0.90	0.90

FAR & Tenement Details (Table 4c-1)

Building	No. of Same Bldg	Total Built Up Area (Sq.mt.)	Existing Built Up Area (Sq.mt.)	Proposed Built Up Area (Sq.mt.)	Deductions (Area in Sq.mt.)		Existing FAR Area (Sq.mt.,37= retained)	Proposed FAR Area (Sq.mt.,Resi.,Commercial,Pg)	Total FAR Area (Sq.mt.)	Tnmt (No.)
					Lift	Lift Lobby		Resi.		
A (BUILDING)	1	962.38	360.13	754.49	9.69	23.22	221.99	707.47	929.47	07
Grand Total :	1	962.38	360.13	754.49	9.69	23.22	221.99	707.47	929.47	07