Project Title :RESIDENCIAL BUILING

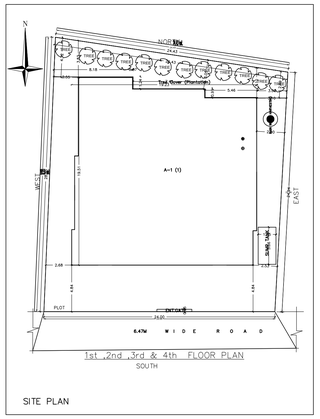

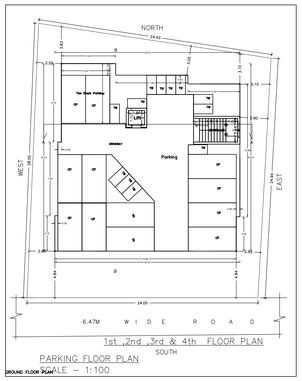

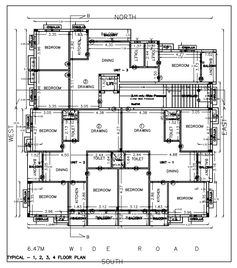

TYPICAL FLOOR PLAN
SCALE – 1:100

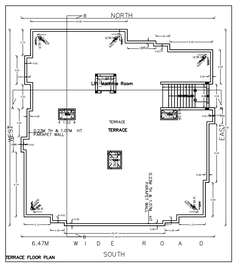

TERRACE FLOOR PLAN
SCALE – 1:100

PARKING CALCULATION:-
TOTAL NO. OF FLATS = 12 NOS (3 NOS @ 4 FLOOR)
SO ONE CAR PARKING REQUIRED FOR EACH UNITS
TOTAL NO. OF CAR PARKING REQUIRED = 12 NOS X 12.5 Sq. m. EACH
10 % OF TOTAL CAR PARKING AREA FOR VISITORS = 90.52M .
ONE NUMBER OF TWO WHEELERS FOR EACH UNIT = 12 X 2.0 = 24 SQ.M.
TOTAL PARKING AREA REQUIRED =150 + 90 +24 =264 SQ.M.
PROVIDED PARKING AREA AT GROUND FLOOR =264 Sqm .
PROVIDED PARKING AREA AT OPEN SPACE = 351.02 sqm .

SEPTIC TANK CALCULATION
TOTAL NO. OF FLATS = 12 NOS (3 NOS @ 4 FLOOR)
TOTAL NUMBER OF USER/PERSON =12NOS
10% EXTRA USER/PERSON = 6 nos
SEPTIC TANK DESIGN FOR 66 USER/PERSON.
VOLUME OF SEPTIC TANK REQUIRED=(80.08nos.x0.06 = 5.544 cum
SIZE OF SEPTIC TANK PROVIDED = 3.04m(1.82 Wx1.52M)+0.40cum

WATER TANK CALCULATION:-
TOTAL NO. OF FLATS = 12 NOS (3 NOS@4 FLOOR)
WATER CONSUMPTION/HEAD/DAY = 135 LITRE
TOTAL NUMBER OF USER/PERSON =12nos
10 % EXTRA USER/PERSON = 6 NOS
TOTAL NO OF PERSONS = 66 persons
WATER TANK DESIGN FOR 66 USER/PERSON.
CAPACITY OF WATER TANK REQUIRED = 66 x 396 = 26136 LITRE =26.136 CUM
SIZE OF WATER TANK =3.04M x 2.43M =3.04M x 2.43M = 13.44x2=26.88 cu.m.

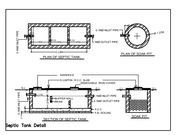

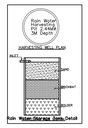

DEVELOPMENT AUTHORITY
Area Statement for Apartment Houses, Multistoried Building & Other Non Residential Buildings, etc. (In sq. Mtr.)

Name of Applicant :–
PLOT NO :– Khata No :– HOLDING NO :– THANA NO :–

No. of Floor	Area Within Plinth line	Area In Projection Permissible Within Setback		Area In Projection beyond plinth line and within setback	Total covered Area	Deduction								Net Area for F.A.R		Occupancy or use Proposed	Remarks
		Cupboard	Balcony			Lift Well	Void	Duct	Fire Stair	Parking in Permissible	Other in Permissible	Total Deduction					
1.	2.	3.	4.	5.	6.	7.	8.	9.	10.	11.	12.	13.		14.		15.	16.
Gr.Floor	345.44	x	x	x	345.44	x	x	x	x	331.71	x	331.71		16.44		PARKING	
1st Floor	326.54	6.98	35.43	x	368.95	2.55	x	4.81	x	x	x	7.36		361.59		RESIDENTIAL	
2nd Floor	326.54	6.98	35.43	x	368.95	2.55	x	4.81	x	x	x	7.36		361.59		RESIDENTIAL	
3rd Floor	326.54	6.98	35.43	x	368.95	2.55	x	4.81	x	x	x	7.36		361.59		RESIDENTIAL	
4th Floor	326.54	6.98	35.43	x	368.95	2.55	x	4.81	x	x	x	7.36		361.59		RESIDENTIAL	
x	x	x	x	x	x	x	x	x	x	x	x	x		x		x	
Total	1651.6	27.92	141.72	x	1825.24	10.2	x	19.24	x	331.71	x	361.15		1462.8			

% of Ground Coverage $\frac{945.44}{2442.00} \times 100 = 53.47$ % OF PLOT AREA

F.A.R $= \frac{1462.8}{2442.00} = 2.26$

(On Plot Area excluding Road Widening strip)

Signature of Applicant — Signature of Builder — Signature of License Technical Person Name & License No.

GENERAL SPECIFICATION :–

FOUNDATION :	PLAIN CEMENT CONCRETE 45 PER DESIGN.
SUPER STRUCTURE :	RCC COLUMN & BEAM AS PER STR . DESIGN. BRICKS COVERING & 4.5" THK PARTITION WALL IN CEMENT MORTAR.
FLOOR :	PLAIN CEMENT CONCRETE AS PER STRUCTURAL DESIGN. MOSAIC TILES ,SUNK IN TOILET.
INTERNAL FINISH :	CEMENT PLASTER WITH P.O.P. & O.B.D.
SANITARY :	01 NOS. WESTERN CLASS SANITARY WARE 01 NOS. SINK WITH TAP. SEWAGE DISPOSAL.
DOORS & WINDOWS :	AS PER SCHEDULE
ELECTRICAL :	COPPER WIRE WITH P.V.C. CONDUIT.

SCHEDULE OF DOORS & WINDOWS :–

SL.NO.	MKD.	SIZE	DESCRIPTION
1.	D	2.2M X 2.1M	Panneled single shutter door.
2.	D1	0.91MX2.13M	Panneled single shutter door.
3.	D2	0.76MX2.13M	Panneled single shutter door.
4.	W	1.52MX1.22M	Glazed steel framed window 2. shutt.
5.	W1	1.22MX1.22M	Glazed steel framed window 2. shutt.
7.	W2	0.91MX1.22M	Glazed steel framed window 2. shutt.
8.	V	0.61MX0.61M	Top hung steel ventilator.

A PROPOSED RESIDENTIAL BUILDING OF :–

SMT .....
W/O – .....
KHATA NO:– .....
PLOT NO:– .....
THANA NO:– .....
THANA :– .....
WARD NO:– .....
MOUZA:– .....
DISTRICT :– .....

SCALE :–1:100 | NORTH | SHEET NO. 1/1

DATE :–

SIGNATURE OF ARCHITECT

APPROVED
SIGNATURE ATTORNEY HOLDER/OWNER

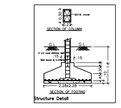

Layoutplan Plan

PARKING CALCULATION:-
TOTAL NO. OF FLATS = 12 NOS (3 NOS @ 4 FLOOR)
SO ONE CAR PARKING REQUIRED FOR EACH UNITS
TOTAL NO. OF CAR PARKING REQUIRED = 12 NOS X 12.5 Sq. m. EACH
10 % OF TOTAL CAR PARKING AREA FOR VISITORS = 90.52M .
ONE NUMBER OF TWO WHEELERS FOR EACH UNIT = 12 X 2.0 = 24 SQ.M.
TOTAL PARKING AREA REQUIRED =150 + 90 +24 =264 SQ.M.
PROVIDED PARKING AREA AT GROUND FLOOR =264 Sqm .
PROVIDED PARKING AREA AT OPEN SPACE = 351.02 sqm .

SEPTIC TANK CALCULATION
TOTAL NO. OF FLATS = 12 NOS (3 NOS @ 4 FLOOR)
TOTAL NUMBER OF USER/PERSON =12NOS
10% EXTRA USER/PERSON = 6 nos
SEPTIC TANK DESIGN FOR 66 USER/PERSON.
VOLUME OF SEPTIC TANK REQUIRED=(80.08nos.x0.06 = 5.544 cum
SIZE OF SEPTIC TANK PROVIDED = 3.04m(1.82 Wx1.52M)+0.40cum

WATER TANK CALCULATION:-
TOTAL NO. OF FLATS = 12 NOS (3 NOS@4 FLOOR)
WATER CONSUMPTION/HEAD/DAY = 135 LITRE
TOTAL NUMBER OF USER/PERSON =12nos
10 % EXTRA USER/PERSON = 6 NOS
TOTAL NO OF PERSONS = 66 persons
WATER TANK DESIGN FOR 66 USER/PERSON.
CAPACITY OF WATER TANK REQUIRED = 66 x 396 = 26136 LITRE =26.136 CUM
SIZE OF WATER TANK =3.04M x 2.43M =3.04M x 2.43M = 13.44x2=26.88 cu.m.

DEVELOPMENT AUTHORITY
Area Statement for Apartment Houses, Multistoried Building & Other Non Residential Buildings, etc. (In sq. Mtr.)

Name of Applicant :–
PLOT NO :– Khata No :– HOLDING NO :– THANA NO :–

No. of Floor	Area Within Plinth line	Area In Projection Permissible Within Setback		Area In Projection beyond plinth line and within setback	Total covered Area	Deduction								Net Area for F.A.R		Occupancy or use Proposed	Remarks
		Cupboard	Balcony			Lift Well	Void	Duct	Fire Stair	Parking in Permissible	Other in Permissible	Total Deduction					
1.	2.	3.	4.	5.	6.	7.	8.	9.	10.	11.	12.	13.		14.		15.	16.
Gr.Floor	345.44	x	x	x	345.44	x	x	x	x	331.71	x	331.71		16.44		PARKING	
1st Floor	326.54	6.98	35.43	x	368.95	2.55	x	4.81	x	x	x	7.36		361.59		RESIDENTIAL	
2nd Floor	326.54	6.98	35.43	x	368.95	2.55	x	4.81	x	x	x	7.36		361.59		RESIDENTIAL	
3rd Floor	326.54	6.98	35.43	x	368.95	2.55	x	4.81	x	x	x	7.36		361.59		RESIDENTIAL	
4th Floor	326.54	6.98	35.43	x	368.95	2.55	x	4.81	x	x	x	7.36		361.59		RESIDENTIAL	
x	x	x	x	x	x	x	x	x	x	x	x	x		x		x	
Total	1651.6	27.92	141.72	x	1825.24	10.2	x	19.24	x	331.71	x	361.15		1462.8			

% of Ground Coverage $\frac{945.44}{2442.00} \times 100 = 53.47$ % OF PLOT AREA

F.A.R $= \frac{1462.8}{2442.00} = 2.26$

(On Plot Area excluding Road Widening strip)

Signature of Applicant — Signature of Builder — Signature of License Technical Person Name & License No.

GENERAL SPECIFICATION :–

FOUNDATION :	PLAIN CEMENT CONCRETE 45 PER DESIGN.
SUPER STRUCTURE :	RCC COLUMN & BEAM AS PER STR . DESIGN. BRICKS COVERING & 4.5" THK PARTITION WALL IN CEMENT MORTAR.
FLOOR :	PLAIN CEMENT CONCRETE AS PER STRUCTURAL DESIGN. MOSAIC TILES ,SUNK IN TOILET.
INTERNAL FINISH :	CEMENT PLASTER WITH P.O.P. & O.B.D.
SANITARY :	01 NOS. WESTERN CLASS SANITARY WARE 01 NOS. SINK WITH TAP. SEWAGE DISPOSAL.
DOORS & WINDOWS :	AS PER SCHEDULE
ELECTRICAL :	COPPER WIRE WITH P.V.C. CONDUIT.

SCHEDULE OF DOORS & WINDOWS :–

SL.NO.	MKD.	SIZE	DESCRIPTION
1.	D	2.2M X 2.1M	Panneled single shutter door.
2.	D1	0.91MX2.13M	Panneled single shutter door.
3.	D2	0.76MX2.13M	Panneled single shutter door.
4.	W	1.52MX1.22M	Glazed steel framed window 2. shutt.
5.	W1	1.22MX1.22M	Glazed steel framed window 2. shutt.
7.	W2	0.91MX1.22M	Glazed steel framed window 2. shutt.
8.	V	0.61MX0.61M	Top hung steel ventilator.

A PROPOSED RESIDENTIAL BUILDING OF :–

SMT .....
W/O – .....
KHATA NO:– .....
PLOT NO:– .....
THANA NO:– .....
THANA :– .....
WARD NO:– .....
MOUZA:– .....
DISTRICT :– .....

SCALE :–1:100 | NORTH | SHEET NO. 1/1

DATE :–

SIGNATURE OF ARCHITECT

APPROVED
SIGNATURE ATTORNEY HOLDER/OWNER

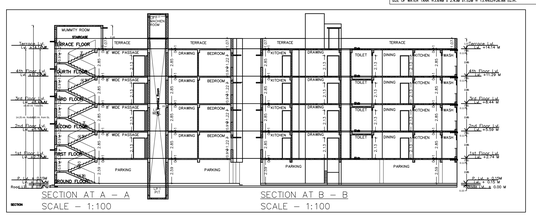

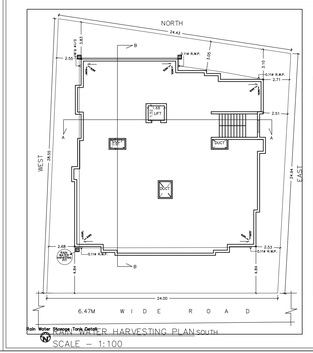

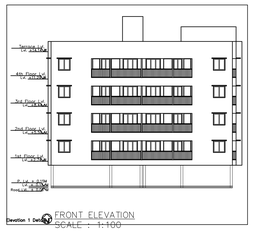

Building A (1)

Floor Name	Total Built Up Area (Sq.mts.)	Deductions (Area in Sq.mts.)				Proposed FAR Area (Sq.mts.)	Net FAR Area (Sq.mts.)	Total FAR Area (Sq.mts.)	Tnmt (No.)
		LIFT	SERVICE	UTIL	PARKING				
Ground Floor	345.44	0.00	0.00	0.00	331.71	0.00	13.73	13.73	00
First Floor	355.38	2.55	17.18	4.81	0.00	330.84	0.00	330.84	04
Second Floor	355.38	2.55	17.18	4.81	0.00	330.84	0.00	330.84	04
Third Floor	355.38	2.55	17.18	4.81	0.00	330.84	0.00	330.84	04
Fourth Floor	355.38	2.55	17.18	4.81	0.00	330.84	0.00	330.84	04
Mumty Floor	0.00	0.00	0.00	0.00	0.00	0.00	0.00	0.00	00
Total :	1817.36	10.20	68.72	19.24	331.71	1352.36	13.73	1366.09	16
Total Number of Units :	4								
Number of Tenements :									
Total :	1817.36	10.20	68.72	19.24	331.71	1352.36	13.73	1366.09	16

SCHEDULE OF JOINERY:

BUILDING NAME	NAME	LENGTH	HEIGHT	NOS
Building A (1)	D	2.20	2.10	16
	V	0.61	0.61	16
Total :				16

SCHEDULE OF JOINERY:

BUILDING NAME	NAME	LENGTH	HEIGHT	NOS
Building A (1)	D	2.20	2.10	16
Building A (1)	D1	0.91	2.13	16
Building A (1)	D2	0.76	2.13	16
Building A (1)	W	1.52	1.22	16
Building A (1)	W1	1.22	1.22	16
Building A (1)	W2	0.91	1.22	16
Total :				96

Balcony Calculations Table

FLOOR	SIZE	AREA	TOTAL AREA
TYPICAL 1 2 3 4	1.2+1.2+0.9+1.2+1	21.6	147.84
2 FLOOR Left	1.2+1.2+1.2+1.2	17.76	
	1.2+1.2+1.2+1.2	17.76	
	1.2+1.2+1.2+1.2	17.76	
	1.2+1.2+1.2+1.2	17.76	
	1.2+1.2+1.2+1.2	17.76	
	1.2+1.2+1.2+1.2	17.76	
Total :		2130.48	147.84

Lintel Lists Table for Building A (1)

FLOOR	Name	CHMBR Type	LINTEL Size	Total Nos	No. of Rooms	No. of Tenements
TYPICAL 1 2 3 4	1.2MT	9.0MT	9x150	36.00	36.00	12
	0.9MT	9.0MT	9x150	36.00	36.00	
	0.6MT	9.0MT	9x150	36.00	36.00	
Total :				324.00	324.00	36

AREA STATEMENT CHECK BENCHMARK	RESIDENCIAL BUILDING
Project Type :	RESIDENCIAL BUILDING
Project Sub Type :	
Project Name :	Hai Dar, Bhatinda
Project Location :	Bhatinda Municipal Corporation Bhatinda
Plot Area :	2442.00 Sq.Mtr.
Applicant Name :	Hardeep Singh Sidhu
Applicant Address :	Bhatinda
Name of Technical Person :	Sunny Garg Building Plan
Technical Person Address :	Bhatinda
Total Landarea :	2442.00 Sq.Mtr.
Net Area Road :	0.00 Sq.Mtr.
Road Width :	24.00 M.
Road Type :	45M
Zone :	Zone
Site Classification :	Site

Area Name	Area	UNIT
Net Plot Area Area Without Road Width	2442.00	Sq.Mtr.
Net Plot Area Area After Road Width Deduction	2442.00	Sq.Mtr.
Total Built Up Area Total Floor Area Without Stair Area Without Mumty Area	1817.36	Sq.Mtr.
Total Stair Area	10.20	Sq.Mtr.
Total Mumty Area	19.24	Sq.Mtr.
Total Parking Area	331.71	Sq.Mtr.
Total Utility Area	68.72	Sq.Mtr.
Total Permissible Area	1352.36	Sq.Mtr.
Total Proposed Area	1366.09	Sq.Mtr.
Total Number of Units	16	
Total Number of Tenements	16	

COLOR INDEX
PARKING
ART AREA
PROPOSED WORK (COVERED AREA)
EXISTING (To be retained)
EXISTING (To be demolished)
OTHER FLOOR
Color Index

PARKING CALCULATION

Parking Type	Proj Veh	Req Veh
Visitor Parking	3	3.32
Parking For Physically Challenged	1	0.33
Two Wheeler Parking	7	25.0
Car Parking Residential	12	330.0
Total Parking	19	358.33
Total Parking Required	21	358.33

SHAPE OF PLOT

Side	Road Name	Road Width	Front Margin	Rear Margin	Side1 Margin	Side2 Margin
1,2,3,4	24.00 M.	24.00	3.00	3.00	3.00	3.00

FAR & Tenement Details (Table No-1)

Block No.	No. of Same Bldg	Total Built Up Area (Sq.mts.)	Deductions (Area in Sq.mts.)					Net FAR Area (Sq.mts.)	Total FAR Area (Sq.mts.)	Tnmt (No.)
			LIFT	SERVICE	UTIL	PARKING	Proposed FAR Area (Sq.mts.)			
A (1)	1	1817.36	10.20	68.72	19.24	331.71	1352.36	13.73	1366.09	16
Total :	1	1817.36	10.20	68.72	19.24	331.71	1352.36	13.73	1366.09	16