Project Title : KAMAL KUMAR NAREDI

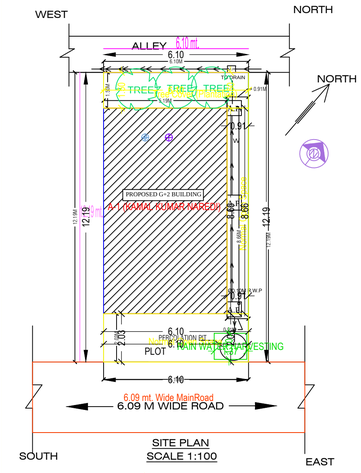


SITE PLAN
SCALE 1:100

SITE PLAN

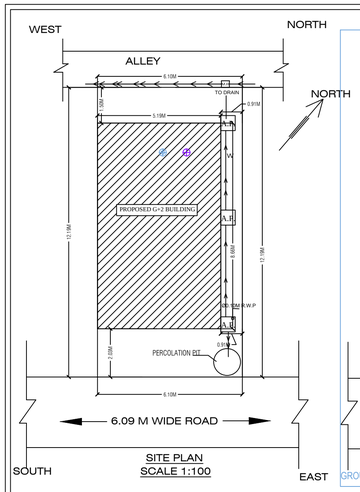


SITE PLAN
SCALE 1:100

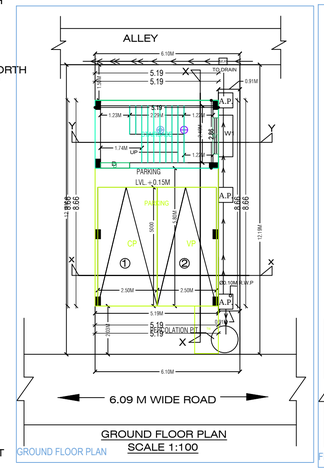


GROUND FLOOR PLAN
SCALE 1:100

GROUND FLOOR PLAN

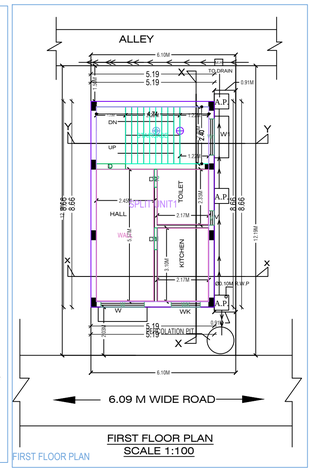


FIRST FLOOR PLAN
SCALE 1:100

FIRST FLOOR PLAN

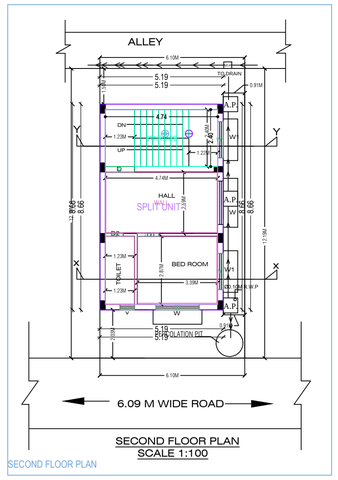


SECOND FLOOR PLAN
SCALE 1:100

SECOND FLOOR PLAN

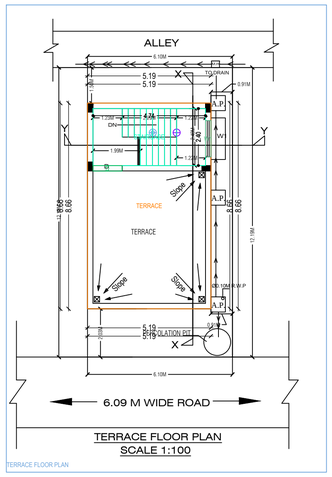


TERRACE FLOOR PLAN
SCALE 1:100

TERRACE FLOOR PLAN

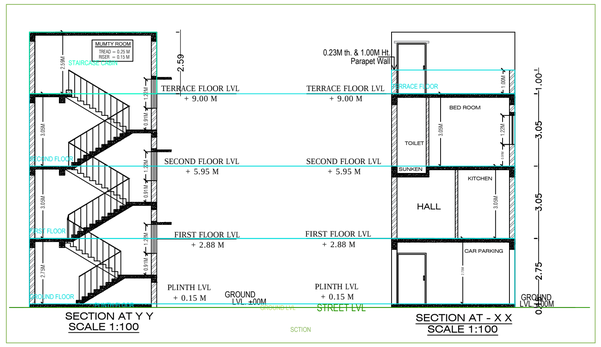


SECTION AT Y Y
SCALE 1:100

SECTION AT - X X
SCALE 1:100

SECTION

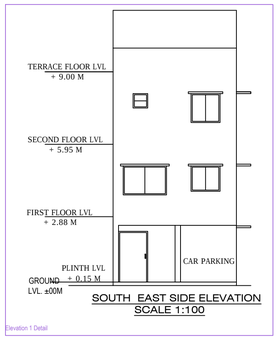


SOUTH EAST SIDE ELEVATION
SCALE 1:100

Elevation 1 Detail

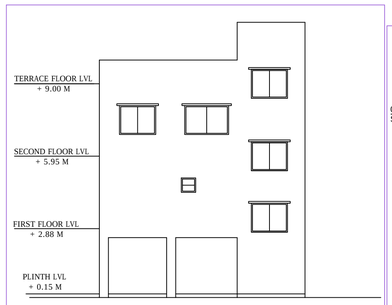


NORTH EAST SIDE ELEVATION
SCALE 1:100

Elevation 2 Detail

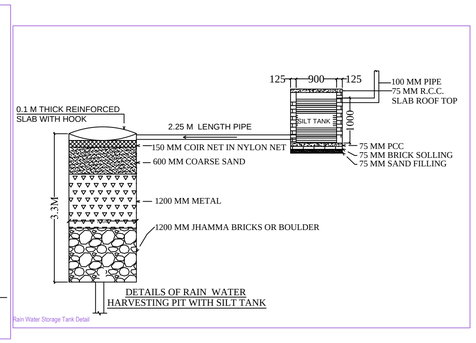


DETAILS OF RAIN WATER HARVESTING PIT WITH SILT TANK

Rain Water Storage Tank Detail

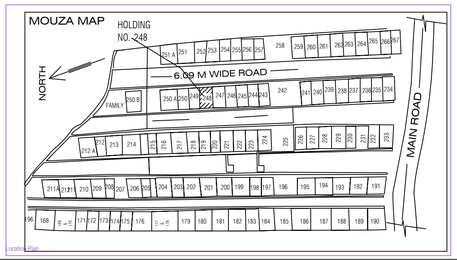


location Plan

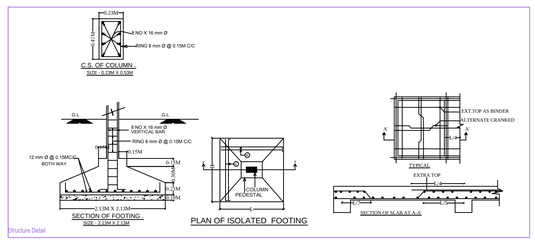


Structure Detail

NOTE:- ALL DIMENSION ARE IN M

| AREA CALCULATION | GENERAL SPECIFICATION :- |
|---|---|
| PLOT AREA =74.349 SQ.MT. | FOUNDATION : PLAIN CEMENT CONCRETE AS PER DESIGN. |
| BUILT UP AREA | : R.C.C. COLUMN FOOTING & COLUMN AS PER |
| GROUND FLOOR = 14.843 SQ.MT. | : STRUCTURAL DESIGN. |
| 1ST FLOOR = 44.995 SQ.MT. | SUPER STRUCTRE : R.C.C. COLUMN AND BEAM AS PER STRUCTURAL DESIGN. |
| 2ND FLOOR = 44.995 SQ.MT. | : 0.23m THK. EXTERNAL WALL & 0.11m THK. PARTITION WALL. |
| TOTAL B.U.A = 104.833 SQ.MT. | : IN CEMENT MORTAR. |
| | : R.C.C. ROOF SLAB AS PER STRUCTURAL DESIGN. |
| PLOT AREA = 74.349 SQ.MT. | : MOSAIC SITU FLOOR. |
| GR. COVERAGE : 44.995 X 100 / 74.349 = 60.518 % | : CERAMIC TILES DADO IN TOILET. |
| | : KOTA STONE IN KITCHEN FLOOR. |
| F.A.R. = 104.833 / 74.349 | INTERNAL FINISH : CEMENT PLASTER, P.O.P & O.B.D. |
| | SANITARY : VITROUS CHINA SANITARY WARE |
| = 1.410 | : G.I. PIPE FOR WATER SUPPLY. |
| | : P.V.C. PIPE FOR DISPOSAL. |
| | DOORS & WINDOW : AS PER SCHEDULE. |
| | ELECTRICAL : COPPER CONDUCTOR WITH P.V.C. CONDUIT. |

SCHEDULE OF OPENINGS

| S.NO. | MKD. | SIZE | DESCRIPTION |
|---|---|---|---|
| 1. | D | 1.07 M X 2.13M | Pannelled single shutter door. |
| 2. | D1 | 0.91 M X 2.13M | Pannelled single shutter door. |
| 3. | D2 | 0.76 M X 2.13M | Pannelled single shutter door. |
| 4. | W | 1.52 M X 1.22 M | Glazed steel framed window 5. shutt. |
| 5. | W1 | 1.22 M X 1.22 M | Glazed steel framed window 3. shutt. |
| 6. | WK | 1.22 M X 1.07 M | Glazed steel framed window 2. shutt. |
| 7. | V | 0.61M X 0.61M | Top hung steel ventilator. |

PROPOSED RESIDENTIAL BLDGING OF - SRI KAMALKUMAR NAREDI
S/O- LATE GRIDHARI LAL NAREDI
HOLDING NO.- 248, JNAC, JAMSHEDPUR,
DIST- EAST SINGHBHUM JHARKHAND

OWNER: SRI KAMAL KUMAR NAREDI

SPECIAL OFFICER

ARCHITECT

| CHEK.BY | DRG.NO. | 01 |
|---|---|---|
| ABHISHEK | | |
| DRAWN.BY | DATE. | 10-06-17 |
| ABHISHEK | SCALE | 1:100 |


ABHISHEK TEWARI
ARCHITECT
PROJECT CONSULTANT
P-23, FORTUNE CITY NEAR
NIT ADITYAPUR
JAMSHEDPUR
832109


A (KAMAL KUMAR NAREDI)