PRODUCED BY AN AUTODESK EDUCATIONAL PRODUCT

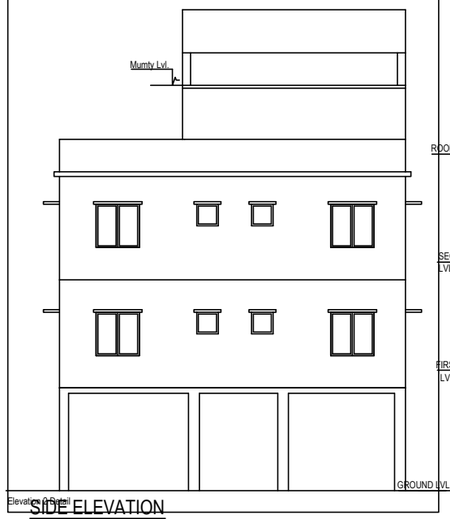

SIDE ELEVATION

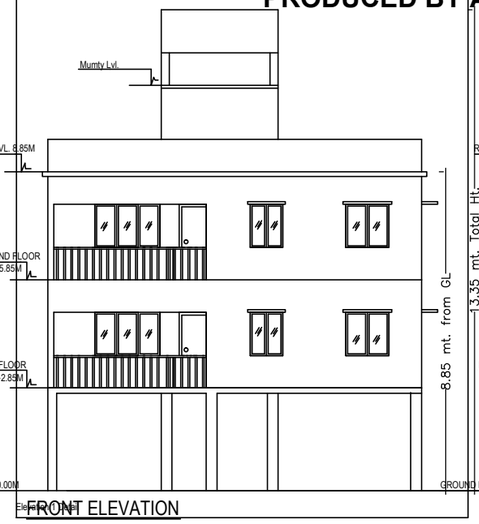

FRONT ELEVATION

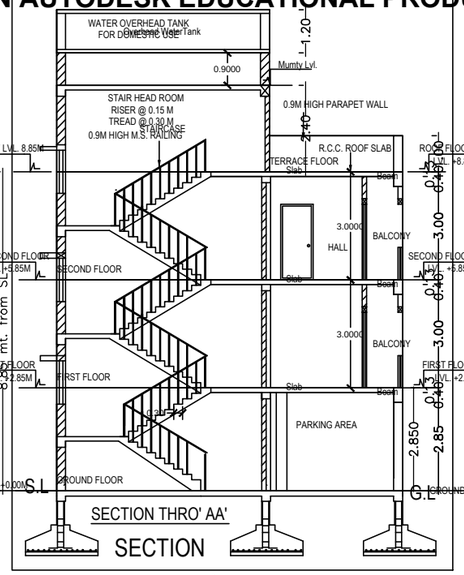

SECTION THRO' AA'

SECTION

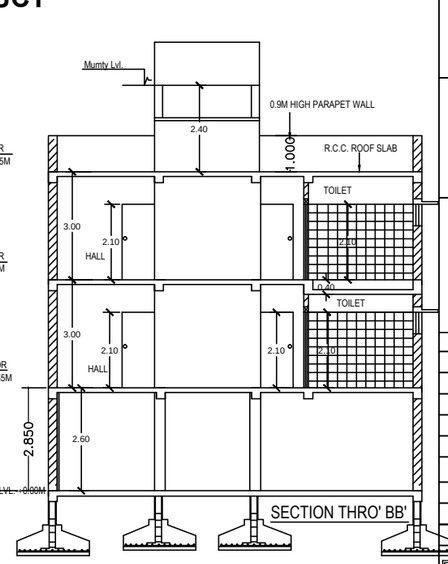

SECTION THRO' BB'

OWNER:-

Sri SHOVNAN TOPPO

PLOT DETAILS:-

HOLDING NO : 1201,
B BLOCK, SONARI AREA
JAMSHEDPUR

DOOR WINDOW AND VENTILATION DETAIL

1.	D	1.06M X 2.13M	Pannelled t.w single shutter door.
2.	D1	0.91MX2.13M	Pannelled t.w single shutter door.
3.	D2	0.76MX2.13M	Pannelled t.w single shutter door.
4.	W	1.8MX1.2M	Glazed steel framed window 4. shutt.
5.	W1	0.6MX1.2M	Glazed steel framed window 3. shutt.
6.	W2	1.2MX1.2M	Glazed steel framed window 2. shutt.
7.	W3	0.91MX1.2M	Glazed steel framed window 2. shutt.
8.	V1	1.22MX0.61M	Top hung steel ventilator.
9.	V	0.61MX0.61M	Top hung steel ventilator.

Note- this detail is applicable in all floor.

GENERAL SPECIFICATIONS :-

1. FOUNDATION :- P.C.C. 1:4:8 WITH BRICK WORK 1:6 UP TO PLINTH LEVEL. (R.C.C. FOOTING AS/ STRL DTLS)
2. D.P.C. :- 1"THK D.P.C. AT PLINTH LEVEL.
3. SUPPER STRUCTURE :- BRICK WROK 0.229 & 0.114THK.(1:6) LINTEL, CHAJJA, STAIR CASE AS/STRUCTURAL DETAILS.
4. FLOORING :- 100mm THK.CEMENT CONC. WITH 50mmTHK. I.P.S. FLOOR FINISH.
5. ROOF :- 114mm THK. R.C.C. SLAB WITH AVERAGE 114mm THK.BRICK BATS, KHOA ON TOP.
6. INNER FLOOR :- 0.152 THK. R.C.C. SLAB WITH 25mmTHK. I.P.S. FLOOR, FINISH ON TOP.
7. PLASTER :- 20mmTHK. CEMENT PLASTER TO BE PROVIDED IN SIDE, AND OUT SIDE BUILDING.
8. TOILET :- I.W.C.SHOWERS,WASH BASINS ETC. WITH FIRST CLASS SANITARY FITTINGS &TO BE CONECTED ROAD SEWER LINES
9. DOOR :- SALWOOD FRAME WITH 1.5"THK. FLUSH OR PANELLED SHUTTER
10. WINDOW :- SALWOOD FRAME WITH FLUSH&PANELLED&GLASSED SHUTTER MS GRIL TO BE PROVIDED AS/STRUCTURAL DETAILS

SIGNATURE OF OWNER :

SIGNATURE OF CONSULTANT

CHHAYA ARCHITECT & CONSULTANTS
Office : Third Floor , Taj Building, Sakchi
Jamshedpur ,
M-9204013674 9234604901 223 3567

ENGINEER

OFFICER

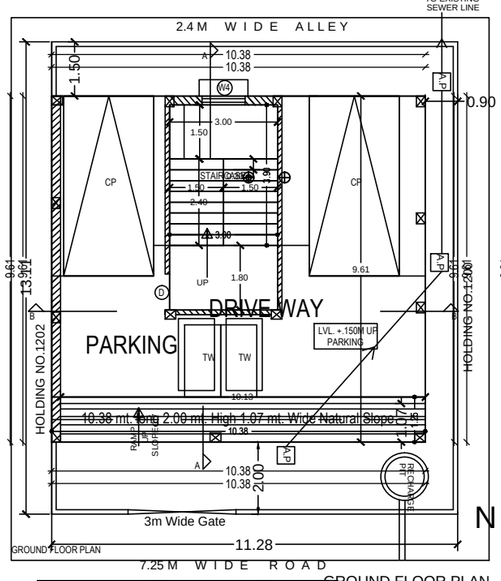

GROUND FLOOR PLAN

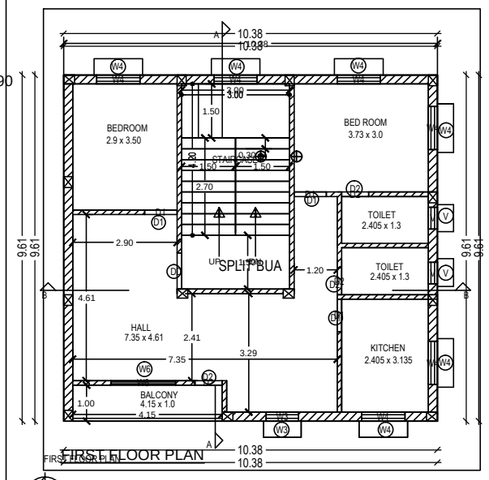

FIRST FLOOR PLAN

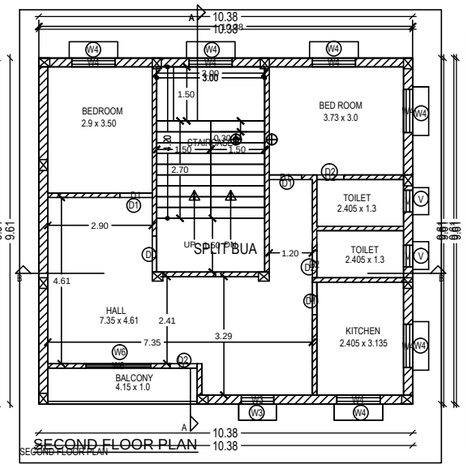

SECOND FLOOR PLAN

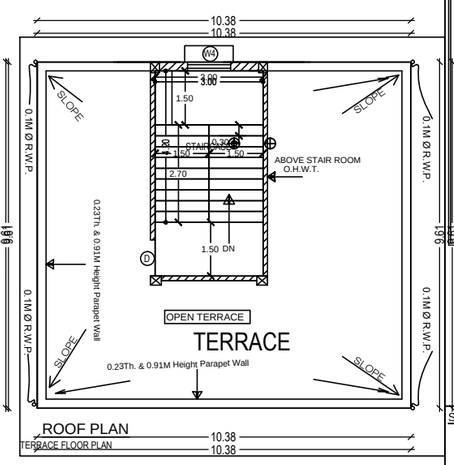

ROOF PLAN

TERRACE FLOOR PLAN

WATER TANK CALCULATION-

WATER CONSUMPTION\HEAD\DAY=135 LITRE
TOTAL NUMBER OF FLAT = 2
TOTAL NUMBER OF USER/PERSON =12
10% EXTRA USER/PERSON = 1.2=2
WATER TANK DESIGN FOR 14 USER
CAPACITY OF WATER TANK=1890 LITRE =1.89 CUM
SIZE OF WATER TANK=2.14MX5.23Mx0.9M=10.07 CUM

PARKING CALCULATION

PARKING AREA =85.25 Sqm
AREA UNIT 1=85.25 Sqm
AREA UNIT 2=85.25 Sqm
TOTAL NO OF CAR PARKING REQUIRED =2 No.= 40 Sqm
PARKING AREA AT GROUND FLOOR=85.25 Sqm

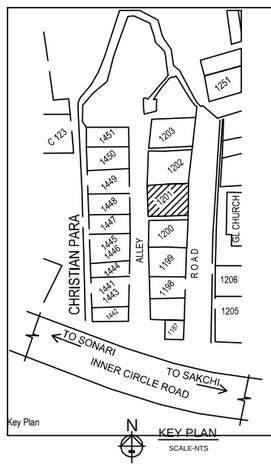

KEY PLAN
SCALE-NTS

LOCATION PLAN
SCALE-NTS

THE PROPOSED PLOT

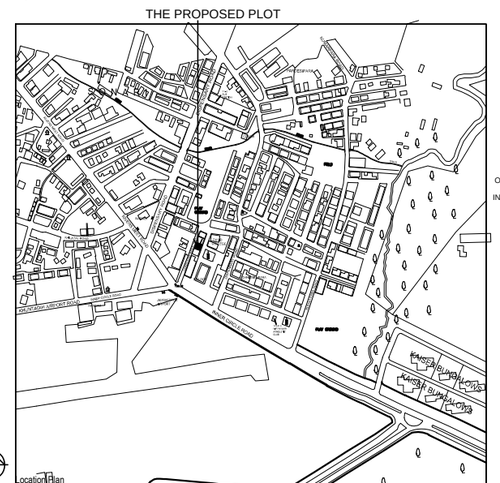

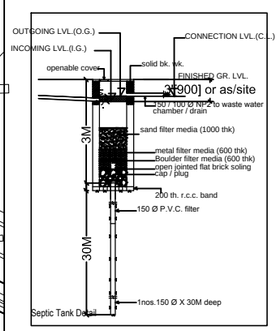

AREA DETAILS

No. of Floors	Area Within Plinth line	Parking if Permissible	Other if Permissible	Total Deduction	Net Area for F.A.R	Occupancy or use Proposed	Remarks
1.	2.	11.	12.	13.	14.	15.	16.
Ground Floor	99.75	79.65	X	X	20.10	RESIDENTIAL PARKING	
1st Floor	99.75	X	X	X	99.75	RESIDENTIAL	
2nd Floor	99.75	X	X	X	99.75	RESIDENTIAL	
Total	299.25	79.65	X	X	219.60		

% of Ground Coverage= $\frac{99.75}{147.88}$ = 67.45 %

(On Plot Area excluding Road Widening strip)

F.A.R = $\frac{216.60}{147.88}$ = 1.48

PRODUCED BY AN AUTODESK EDUCATIONAL PRODUCT

PRODUCED BY AN AUTODESK EDUCATIONAL PRODUCT

PRODUCED BY AN AUTODESK EDUCATIONAL PRODUCT