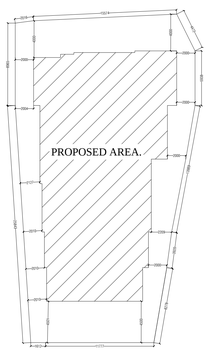

ROAD 6.1M WIDE.

SITE PLAN.

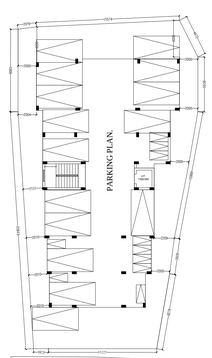

ROAD 6.1M WIDE.

PARKING PLAN.

A PROPOSED RESIDENTIAL BUILDING OF "
AT: ——————— SO ——————— SO ———————

PLOT NO. ———
KHATA NO. ———
THANA NO. ———
DISTRICT ———
WARD ———
ZILA ———

SIGNATURE OF OWNER

SIGNATURE OF ENGINEER

SIGNATURE OF PASSING AUTHORITY.

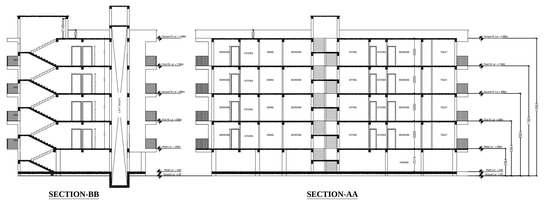

SECTION-BB

SECTION-AA

FRONT ELEVATION.

SIDE ELEVATION.

A PROPOSED RESIDENTIAL BUILDING OF "
AT: ——————— SO ——————— SO ———————

PLOT NO. ———
KHATA NO. ———
THANA NO. ———
DISTRICT ———
WARD ———
ZILA ———

SIGNATURE OF OWNER

SIGNATURE OF ENGINEER

SIGNATURE OF PASSING AUTHORITY.

1ST & 4TH PLAN.

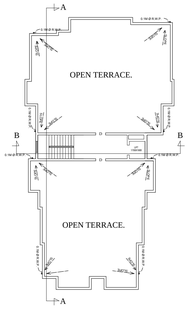

TYPICAL FLOOR PLAN.

NOTE THAT CALCULATION
CONSIDERED AS PER
GOVERNMENT "A"
TOTAL NUMBER OF PERSON 138
TOTAL REQUIRED WATER = (138X120L) = 16560 LITER = 17.01CUM.
AND UP WATER TANK = 3.5 X 3.5 X 3.5 = 42.88 CUM.

NOTE THAT CALCULATION
CONSIDERED AS PER
GOVERNMENT "A"
TOTAL NUMBER OF PERSON 138
TOTAL REQUIRED WATER = (138X120L) = 16560 LITER = 17.01CUM.
AND UP WATER TANK = 3.5X3.5X3.5 = 42.88 CUM.

JAMSHEDPUR NOTIFIED AREA COMMITTEE, JAMSHEDPUR

Area Statement for Residential Premises, Multistoried Building & Other Non Residential Buildings. (R. & B. Rl.)

Name of Applicant ———————

Holding No. ——— Ward No. ——— Mouza ——— Thana ———

No. of Floors	Gross Plinth Area	Deduction for Staircase, Lift Well & Other Area as per Rule		Net Plinth Area	Deduction							Net Area for F.A.R.	Occupancy Purpose	Remarks
		Area	%		Ist Floor	IInd Floor	IIIrd Floor	IVth Floor	Vth Floor	VIth Floor	VIIth Floor			
1	2	3	4	5	6	7	8	9	10	11	12	13	14	15
Ground Floor	203.00	0	0	203.00	0	0	0	0	0	0	0	203.00	Shop	
1st Floor	203.00	0	25.00	152.00	0.00	0	0.00	0	0	0	0.00	211.00	Residential	
2nd Floor	203.00	0	25.00	152.00	0.00	0	0.00	0	0	0	0.00	211.00	Residential	
3rd Floor	203.00	0	25.00	152.00	0.00	0	0.00	0	0	0	0.00	211.00	Residential	
4th Floor	203.00	0	25.00	152.00	0.00	0	0.00	0	0	0	0.00	211.00	Residential	
5th Floor	0	0	0	0	0	0	0	0	0	0	0	0	Residential	
Total	1218	0	125.00	1093.00	0.00	0	0.00	0	0	0	0.00	1057.00		

F.A.R = $\frac{\text{Net Area for F.A.R}}{\text{Plot Area}}$ = 1.12

F.A.R Permissible = $\frac{\text{Permissible Area}}{\text{Plot Area}}$ = 3.00

(On Pro-rata excluding Road Widening Area.)

Signature of Applicant — Signature of Owner — Signature of Licensed Technical Person Name & Licence No.

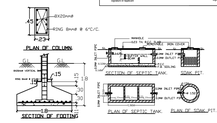

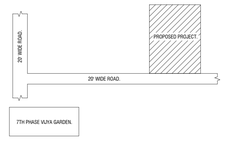

SCHEDULE OF DOORS & WINDOWS :-

NO.	SIZE	DESCRIPTION
D	1.0M X 2.1M	Panelled or single shutter door
D1	1.0M X 2.1M	Panelled or single shutter door
D2	0.75M X 2.1M	Panelled or single shutter door
W	1.5M X 1.2M	Glazed steel framed window 2 shutter
W1	1.0M X 1.2M	Glazed steel framed window 2 shutter
W2	0.60M X 0.9M	Glazed steel framed window 2 shutter
V	0.75M X 0.9M	Glazed steel ventilator 1 shutter
V1	0.75M X 0.9M	Glazed steel ventilator 1 shutter
G	1.0M X 0.9M	Grill fixing steel ventilator

GENERAL SPECIFICATION :-

FOUNDATION	PLAIN CEMENT CONCRETE 1:5:10 MIXED WITH 1:2:4 MIXED
SUPER STRUCTURE	1:5:10 CEMENT CONCRETE OF THE COLUMN, BEAM, SLAB & LINTEL OF THE REINFORCED CEMENT CONCRETE 1:2:4 MIXED
FLOOR	PLAIN CEMENT CONCRETE 1:2:4 MIXED
INTERNAL FINISH	CEMENT PLAIN WITH 1:6:12
SANITARY	1 PIECE WESTERN COMMOD & 1 PIECE CHINA WASH BASIN WITH INTERNAL FITTINGS
DOORS & WINDOW	AS PER SCHEDULE

A PROPOSED RESIDENTIAL BUILDING OF "
AT: ——————— SO ——————— SO ———————

PLOT NO. ———
KHATA NO. ———
THANA NO. ———
DISTRICT ———
WARD ———
ZILA ———

SIGNATURE OF OWNER

SIGNATURE OF ENGINEER

SIGNATURE OF PASSING AUTHORITY.