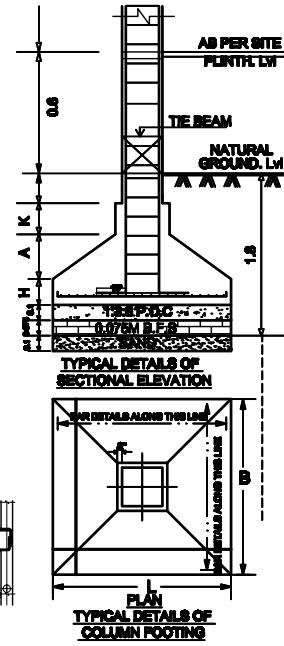
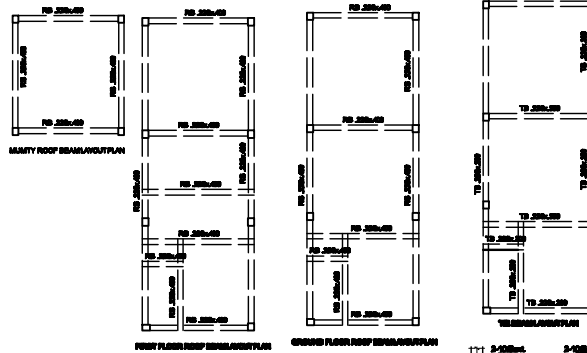
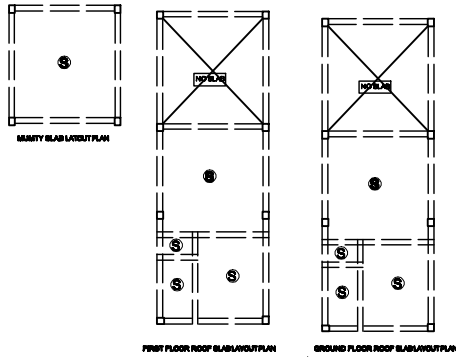
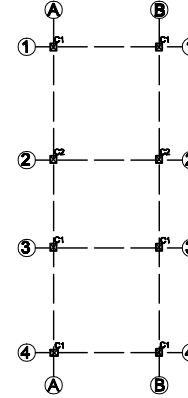


COLUMN MKD.	COLUMN SIZE	REINFORCEMENT	
		COLUMN SHAPE	STIRRUPS:
C1	0.25x0.3		8 Ø @0.150 C/C (2L)
C2	0.25x0.45		8 Ø @0.150 C/C (2L)



NO.	REINFORCEMENT	REINFORCEMENT	REINFORCEMENT	REINFORCEMENT	REINFORCEMENT
1	2-12B	2-12B	2-12B	2-12B	2-12B
2	2-12B	2-12B	2-12B	2-12B	2-12B
3	2-12B	2-12B	2-12B	2-12B	2-12B
4	2-12B	2-12B	2-12B	2-12B	2-12B
5	2-12B	2-12B	2-12B	2-12B	2-12B
6	2-12B	2-12B	2-12B	2-12B	2-12B
7	2-12B	2-12B	2-12B	2-12B	2-12B
8	2-12B	2-12B	2-12B	2-12B	2-12B
9	2-12B	2-12B	2-12B	2-12B	2-12B
10	2-12B	2-12B	2-12B	2-12B	2-12B



OWNER:

PLOT DETAILS:-
 SHOP HOLDING NO-57
 GOLUMBI MARKET AREA
 JAMSHEDPUR
 DIST: EAST SINGBHEMUM, JHARKHAND

DOOR WINDOW AND VENTILATION DETAIL			
1.	20	1000x2000	Wooden door with glass
2.	20	1000x1500	Wooden window with glass
3.	20	1000x1500	Wooden window with glass
4.	20	1000x1500	Wooden window with glass
5.	20	1000x1500	Wooden window with glass
6.	20	1000x1500	Wooden window with glass
7.	20	1000x1500	Wooden window with glass
8.	20	1000x1500	Wooden window with glass
9.	20	1000x1500	Wooden window with glass
10.	20	1000x1500	Wooden window with glass

GENERAL SPECIFICATIONS :-
 1. CONSTRUCTION - S.C.C. AND REINFORCED CONCRETE WORK.
 2. FINISH - WHITE WASH.
 3. ROOFING - CORRUGATED GALVANIZED IRON SHEETING.
 4. FLOORING - POLISHED CONCRETE.
 5. PAINTING - WHITE WASH FOR ALL SURFACES.
 6. DOORS - 1000x2000 S.C.C. AND WOODEN FRAME WITH GLASS.
 7. WINDOWS - 1000x1500 S.C.C. AND WOODEN FRAME WITH GLASS.
 8. STAIRS - CORRUGATED GALVANIZED IRON SHEETING.
 9. ROOF - CORRUGATED GALVANIZED IRON SHEETING.
 10. FINISH - WHITE WASH FOR ALL SURFACES.
 11. MATERIALS - AS PER SITE AND APPROVED SPECIFICATIONS.

STRUCTURE OF OWNER:

STRUCTURE OF CONSULTANT:

DATE OF PREPARATION:

SCALE:

SIGNATURE: