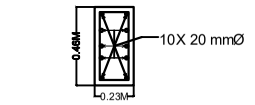

SECTION OF COLUMN.

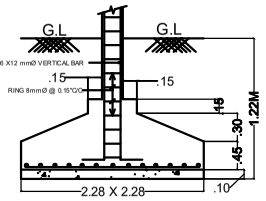

SECTION OF FOOTING

STRUCTURE DETAIL.

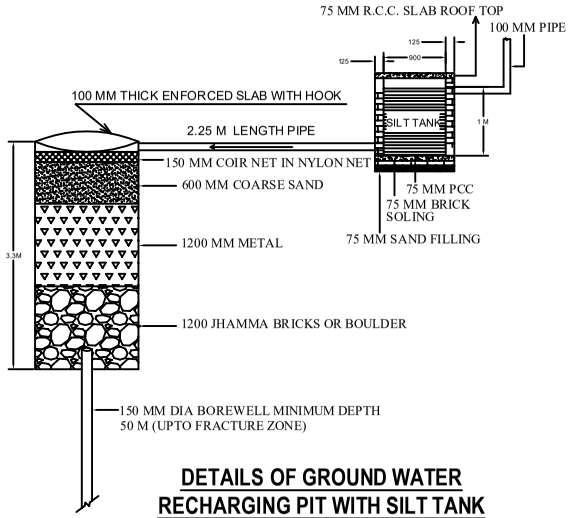

DETAILS OF GROUND WATER RECHARGING PIT WITH SILT TANK

Rain Water Storage Tank Detail

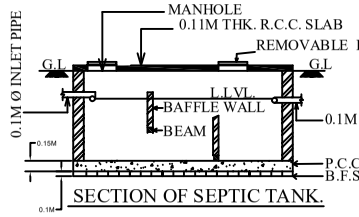

SECTION OF SEPTIC TANK.

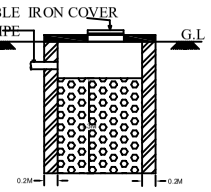

SECTION OF SOAK-PIT

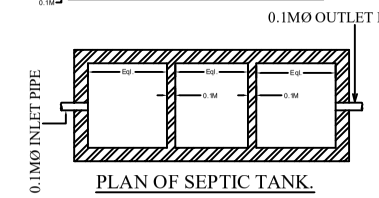

PLAN OF SEPTIC TANK.

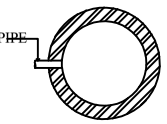

PLAN OF SOAK PIT

Septic Tank Detail

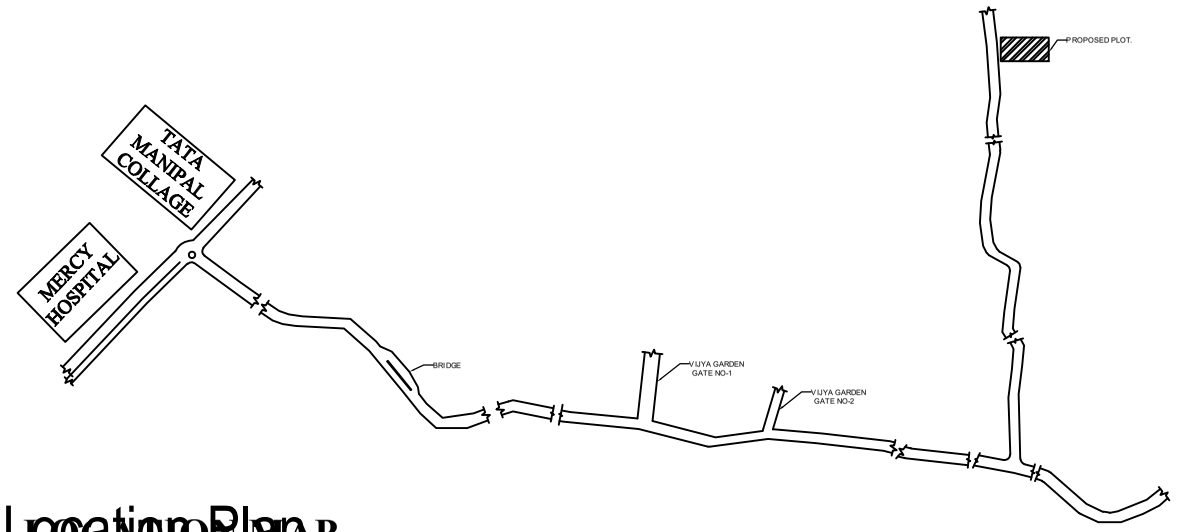

Location Plan

LOCATION MAP.

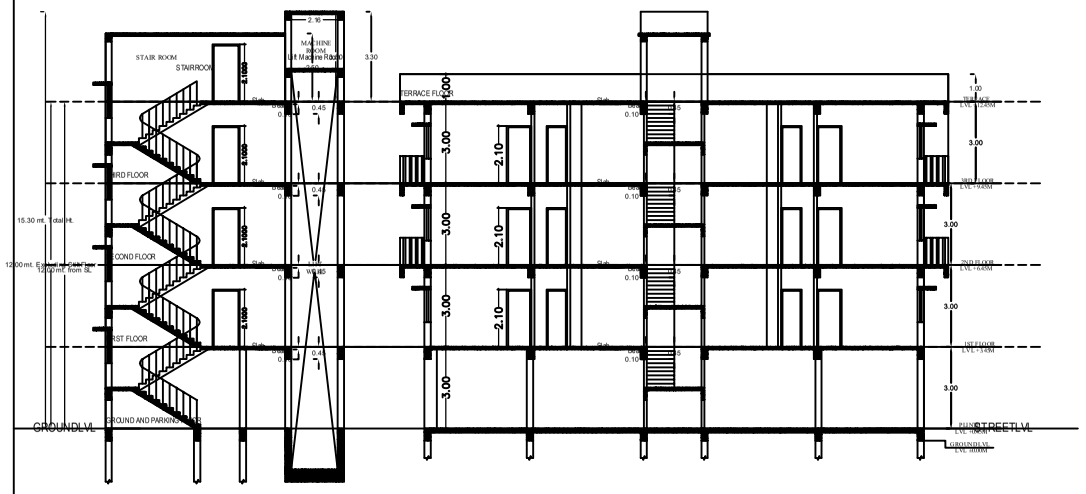

SECTION-BB. SECTION-AA.

SECTION

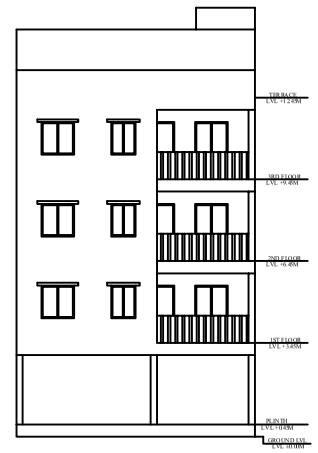

FRONT ELEVATION.

Elevation 1 Detail

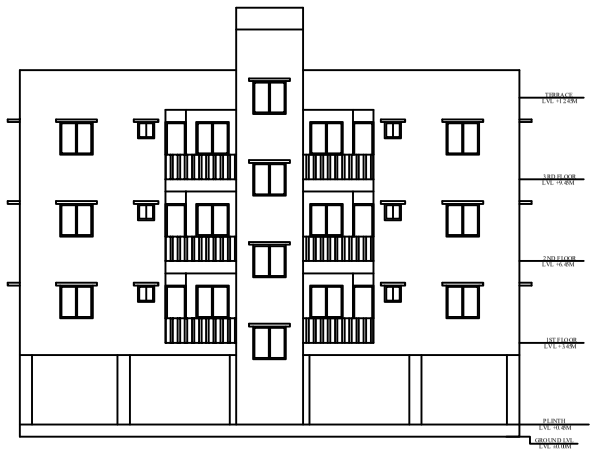

SIDE ELEVATION.

Elevation 2 Detail

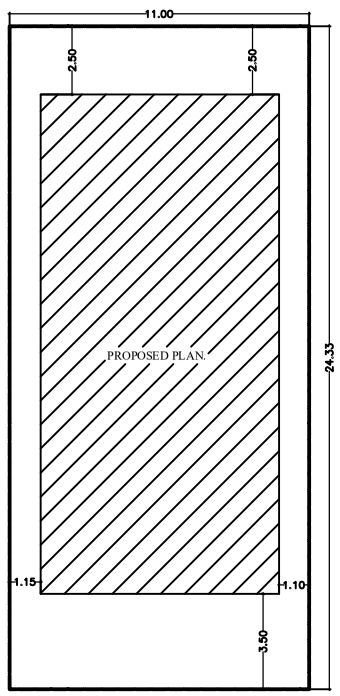

SITE PLAN.

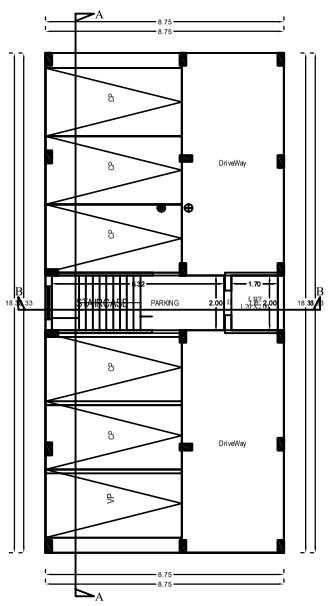

PARKING FLOOR PLAN.

GROUND AND PARKING FLOOR PLAN

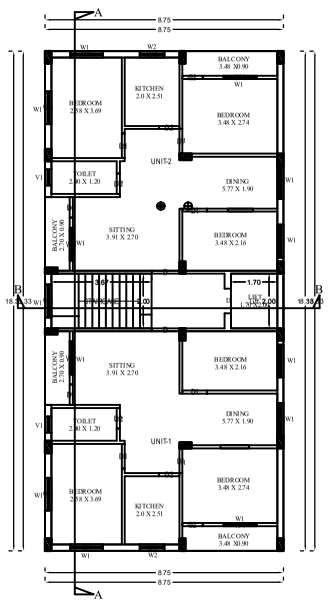

FIRST FLOOR PLAN.

FIRST FLOOR PLAN

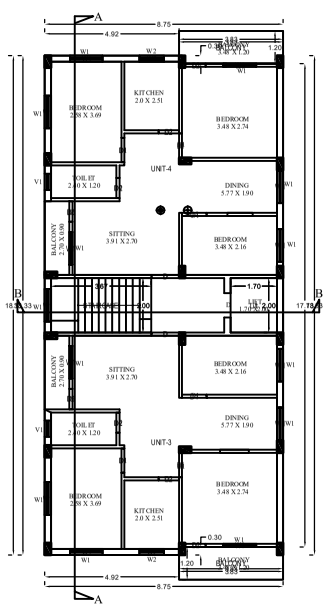

TYPICAL FLOOR PLAN.

TYPICAL - 2& 3 FLOOR PLAN

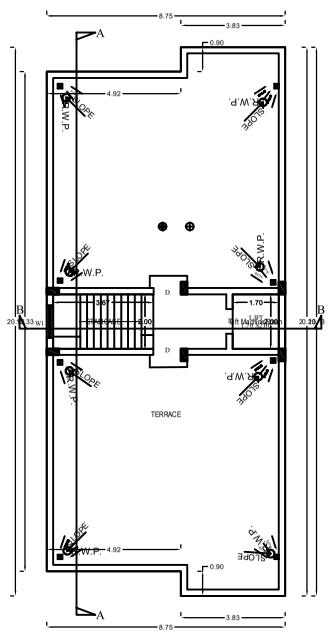

TERRACE FLOOR PLAN.

TERRACE FLOOR PLAN

GENERAL SPECIFICATION :-

FOUNDATION	: PLAIN CEMENT CONCRETE AS PER DESIGN.
	: R.C.C. COLUMN FOOTING & COLUMN AS PER
	: STRUCTURAL DESIGN.
SUPER STRUCTRE	R.C.C. COLUMN & BEAM AS PER STR . DESIGN.
	: 23THK. EXT. WALL & .11 THK. PARTITION WALL.
	: IN CEMENT MORTAR.
	: R.C.C. ROOF SLAB AS PER STRUCTURAL DESIGN.
FLOOR	: MOSAIC CAST IN SITU.
	: CERAMIC TILES DADO IN TOILET.
INTERNAL FINISH	: CEMENT PLASTER WITH P.O.P & O.B.D.
SANITARY	: VITROUS CHAINA CLAY SANITARY WARE
	: G.I. PIPE WATER SUPPLY.
	: P.V.C PIPE FOR SEWAGE DISPOSAL.
DOORS & WINDOW	
ELECTRICAL	: COPPER WIRE WITH P.V.C. CONDUIT.

SCHEDULE OF DOORS & WINDOWS :-

SCHEDULE OF DOOR & WINDOW

TYPE	WIDTH	HT.	SILL	DESCRIPTION
D	1.07	2.10	0	WOODEN FLUSH DOOR
D1	0.90	2.10	0	WOODEN FLUSH DOOR
D2	0.75	2.10	0	WOODEN FLUSH DOOR
W	1.50	1.50	0.60	GLAZED WINDOW
W1	1.20	1.20	0.60	GLAZED WINDOW
W2	0.90	1.20	0.60	GLAZED WINDOW
V	0.60	0.60	1.50	GLAZED VENTILATOR

A PROPOSED RESIDENTIAL BUILDING OF :-

SIGNATURE OF ARCHITECT

SIGNATURE OF OWNER / ATTORNEY HOLDER

SCALE :-1:100.	NORTH	SHEET NO.
DATE :-		

APPROVED