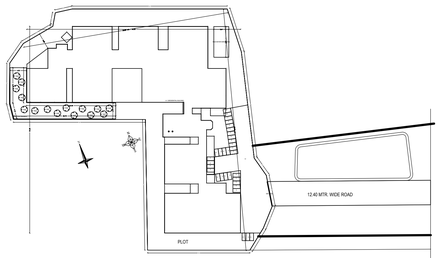

SITE PLAN

SITE PLAN

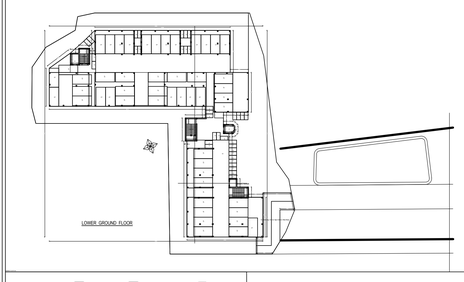

LOWER GROUND FLOOR

FRONT ELEVATION

Note:
1. ALL DIMENSIONS ARE IN MM UNLESS OTHERWISE STATED.
2. ALL ARCHITECTURAL PLAN DRAWINGS
3. ALL DIMENSIONS IN MM.
4. DRAWING NOT TO BE SCALED.

OWNER / POAH

Signature of Applicant:-

DESIGN SPECIFICATION:-

FOUNDATION	PLAIN CONCRETE M-15 PER DESIGN. R.C.C. COLUMN & BEAM AS PER STRUCTURAL DESIGN.
SUPER STRUCTURE	R.C.C. COLUMN & BEAM AS PER STRUCTURAL DESIGN. 230 MM THK. AAC BLOCK FOR OUTER WALL & 230 MM THK. PARTITION WALL IN CEMENT MORTAR 1:6.
FLOOR	R.C.C. WITH SLAB AS PER STRUCTURAL DESIGN.
INTERNAL FINISH	CEMENT PLASTER WITH PUTTY & W.C.
EXTERNAL FINISH	CEMENT PLASTER WITH PUTTY & W.C.
DOORS	PANEL DOOR WITH FRAME & SHUTTER, 1.2 MTR. WIDE MAIN SUPPLY.
WINDOWS	ALUMINIUM SLIDING WINDOWS.
ELECTRICAL	COPPER WIRE WITH P.V.C. CONDUIT.

PROPOSED RESIDENTIAL BUILDING PLAN OF
SRI VISHNU MAHATO & OTHERS
PLOT NO.- 4186, 4187, 4161, 4162, 4486, 4488 (S)
PLOT NO.- 4185, 4188, 4189, 4190, 4191, 1489, 1499 (N)
MOUZA - MOHARDA, KHATA NO.- 3, 36, 40, 54, 55 (N)
P.S.- BIRSANAGAR, THANA NO.- 1199, 1200,
WARD NO.- 17, JAMSHEDPUR,
EAST-SINGHBHUM, JHARKHAND.

SHEET No:- 01 / 01

L.K. SUMAN
Reg. Class-IIIa
Govt. Licensed
Govt. Jamsepur

Reg. No.- JNACENG/00090/2016

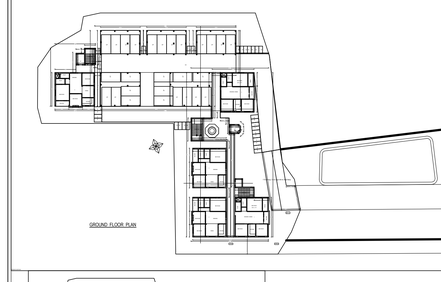

GROUND FLOOR PLAN

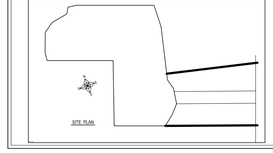

SITE PLAN



SECTION AA

SECTION BB

Note:
1. ALL DIMENSIONS ARE IN MM UNLESS OTHERWISE STATED.
2. ALL ARCHITECTURAL PLAN DRAWINGS
3. ALL DIMENSIONS IN MM.
4. DRAWING NOT TO BE SCALED.

OWNER / POAH

Signature of Applicant:-

DESIGN SPECIFICATION:-

FOUNDATION	PLAIN CONCRETE M-15 PER DESIGN. R.C.C. COLUMN & BEAM AS PER STRUCTURAL DESIGN.
SUPER STRUCTURE	R.C.C. COLUMN & BEAM AS PER STRUCTURAL DESIGN. 230 MM THK. AAC BLOCK FOR OUTER WALL & 230 MM THK. PARTITION WALL IN CEMENT MORTAR 1:6.
FLOOR	R.C.C. WITH SLAB AS PER STRUCTURAL DESIGN.
INTERNAL FINISH	CEMENT PLASTER WITH PUTTY & W.C.
EXTERNAL FINISH	CEMENT PLASTER WITH PUTTY & W.C.
DOORS	PANEL DOOR WITH FRAME & SHUTTER, 1.2 MTR. WIDE MAIN SUPPLY.
WINDOWS	ALUMINIUM SLIDING WINDOWS.
ELECTRICAL	COPPER WIRE WITH P.V.C. CONDUIT.

PROPOSED RESIDENTIAL BUILDING PLAN OF
SRI VISHNU MAHATO & OTHERS
PLOT NO.- 4186, 4187, 4161, 4162, 4486, 4488 (S)
PLOT NO.- 4185, 4188, 4189, 4190, 4191, 1489, 1499 (N)
MOUZA - MOHARDA, KHATA NO.- 3, 36, 40, 54, 55 (N)
P.S.- BIRSANAGAR, THANA NO.- 1199, 1200,
WARD NO.- 17, JAMSHEDPUR,
EAST-SINGHBHUM, JHARKHAND.

SHEET No:- 01 / 01

L.K. SUMAN
Reg. Class-IIIa
Govt. Licensed
Govt. Jamsepur

Reg. No.- JNACENG/00090/2016

TYPICAL 1ST TO 7TH FLOOR PLAN

TERRACE FLOOR PLAN

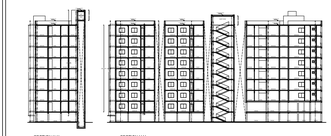

SECTION B-B

SECTION Y-Y

SECTION

SIDE-A ELEVATION

Note:
1. ALL DIMENSIONS ARE IN MM UNLESS OTHERWISE STATED.
2. ALL ARCHITECTURAL PLAN DRAWINGS
3. ALL DIMENSIONS IN MM.
4. DRAWING NOT TO BE SCALED.

OWNER / POAH

Signature of Applicant:-

DESIGN SPECIFICATION:-

FOUNDATION	PLAIN CONCRETE M-15 PER DESIGN. R.C.C. COLUMN & BEAM AS PER STRUCTURAL DESIGN.
SUPER STRUCTURE	R.C.C. COLUMN & BEAM AS PER STRUCTURAL DESIGN. 230 MM THK. AAC BLOCK FOR OUTER WALL & 230 MM THK. PARTITION WALL IN CEMENT MORTAR 1:6.
FLOOR	R.C.C. WITH SLAB AS PER STRUCTURAL DESIGN.
INTERNAL FINISH	CEMENT PLASTER WITH PUTTY & W.C.
EXTERNAL FINISH	CEMENT PLASTER WITH PUTTY & W.C.
DOORS	PANEL DOOR WITH FRAME & SHUTTER, 1.2 MTR. WIDE MAIN SUPPLY.
WINDOWS	ALUMINIUM SLIDING WINDOWS.
ELECTRICAL	COPPER WIRE WITH P.V.C. CONDUIT.

PROPOSED RESIDENTIAL BUILDING PLAN OF
SRI VISHNU MAHATO & OTHERS
PLOT NO.- 4186, 4187, 4161, 4162, 4486, 4488 (S)
PLOT NO.- 4185, 4188, 4189, 4190, 4191, 1489, 1499 (N)
MOUZA - MOHARDA, KHATA NO.- 3, 36, 40, 54, 55 (N)
P.S.- BIRSANAGAR, THANA NO.- 1199, 1200,
WARD NO.- 17, JAMSHEDPUR,
EAST-SINGHBHUM, JHARKHAND.

SHEET No:- 01 / 01

L.K. SUMAN
Reg. Class-IIIa
Govt. Licensed
Govt. Jamsepur

Reg. No.- JNACENG/00090/2016