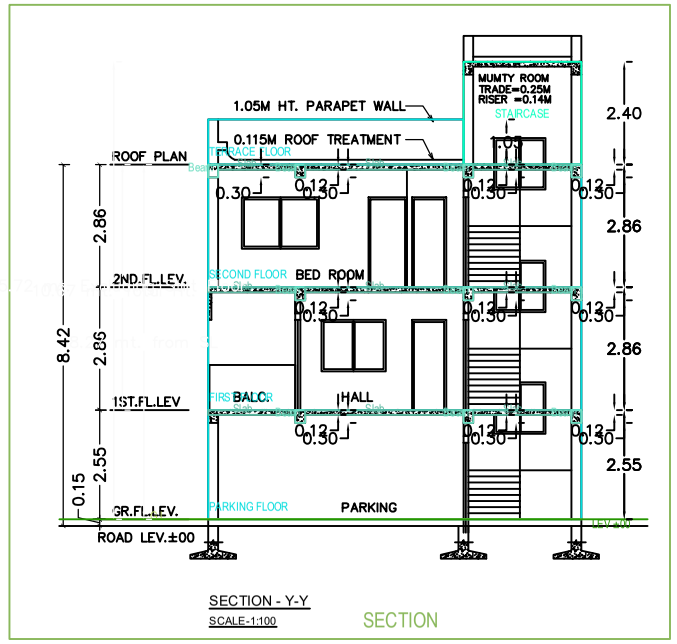

SECTION - Y-Y
SCALE-1:100

SECTION

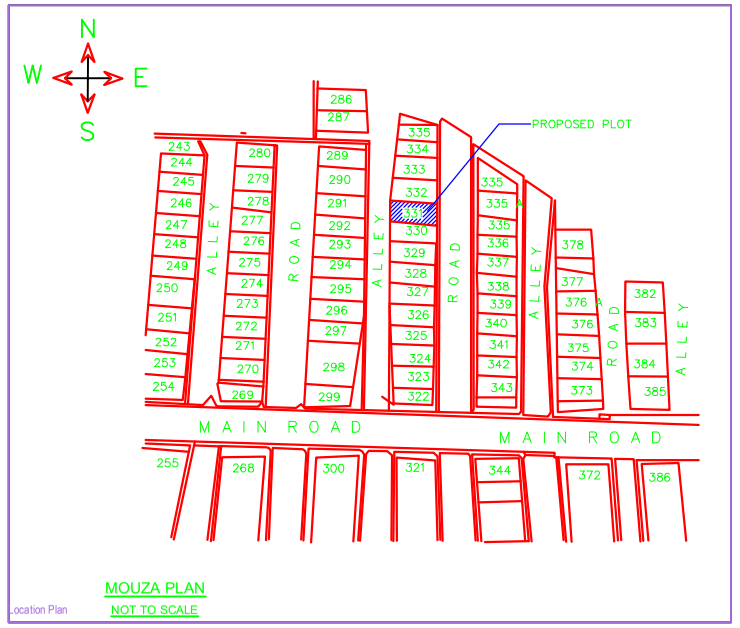

MOUZA PLAN
NOT TO SCALE

Location Plan

AREA STATEMENT FOR RESIDENTIAL INDIVIDUAL BUILDING					
SlNo.		EXISTING	PROPOSED	DEDUCTION	TOTAL
1.	LAND DETAIL				AREA IN Sqm
	PLOT AREA	NIL	74.26 Sqm		74.26 Sqm
	FLOOR DETAIL				AREA IN Sqm
2.	GROUND FLOOR	NIL	45.12 Sqm	33.38 Sqm (PARKING & OTHER PERMISSIBLE AREA AT GR. FL.)	11.76 Sqm
3.	FIRST FLOOR	NIL	45.12 Sqm		45.12 Sqm
4.	SECOND FLOOR	NIL	45.12 Sqm		45.12 Sqm
	TOTAL		135.36 Sqm		102.00 Sqm

GROUND COVERAGE	F.A.R. CALCULATION
45.12/74.26x100=60.75% <70% OK	102.00/74.26=1.37 < 1.5 OK

DOOR WINDOW AND VENTILATION DETAIL						
S/No	TYPE	LENGTH	HEIGHT	SILL LEV.	LINTEL LEV.	DISCRIPTION
1	D	1.20m	2.1m	0.0m	2.1m	SOLID CORE FLUSH DOOR
2	D1	0.90m	2.1m	0.0m	2.1m	SOLID CORE FLUSH DOOR
3	D2	0.80m	2.1m	0.0m	2.1m	SOLID CORE FLUSH DOOR
4	W	2.00m	1.2m	0.9m	2.1m	FULLY GLASSED STEEL WINDOW
5	W1	1.80m	1.2m	0.9m	2.1m	FULLY GLASSED STEEL WINDOW
6	W2	1.50m	1.2m	0.9m	2.1m	FULLY GLASSED STEEL WINDOW
7	W3	1.20m	1.2m	0.9m	2.1m	FULLY GLASSED STEEL WINDOW
8	W4	0.9m	1.2m	0.9m	2.1m	FULLY GLASSED STEEL WINDOW
9	V	0.60m	0.6m	1.5m	2.1m	FULLY GLASSED VENTILATION
Note– this detail is applicable in all floor.						

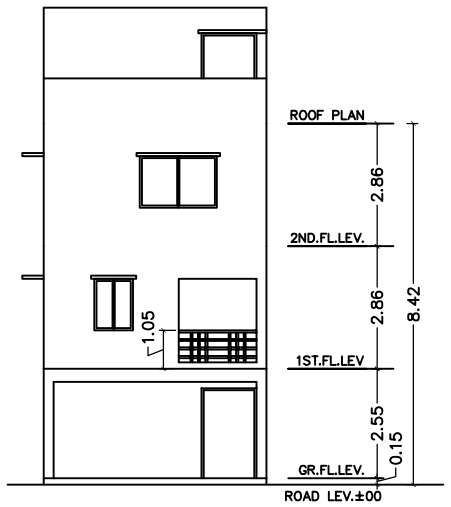

FRONT ELEVATION
SCALE-1:100

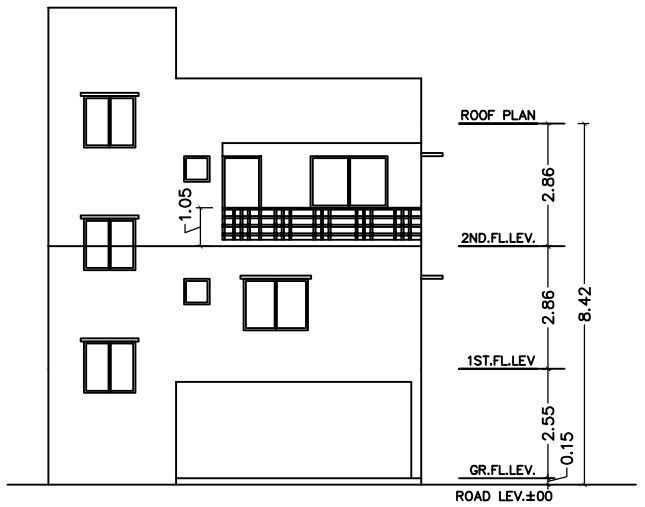

SIDE ELEVATION
SCALE-1:100

Elevation 1 Detail

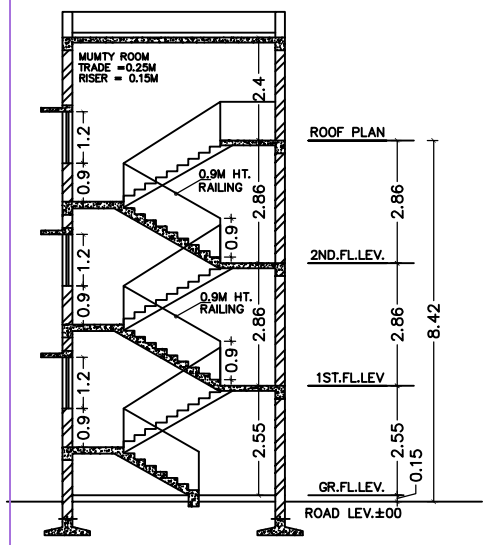

SECTION - X-X
SCALE-1:100

Elevation 2 Detail

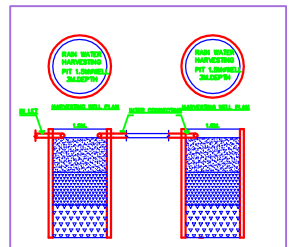

Rain Water Storage Tank Detail

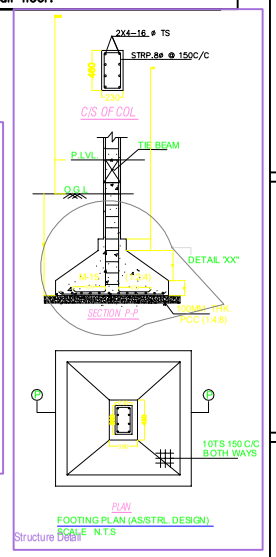

Structure Detail

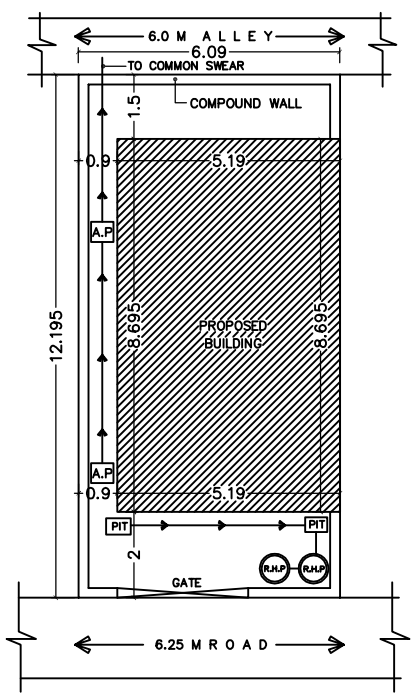

SITE PLAN
SCALE–1:100

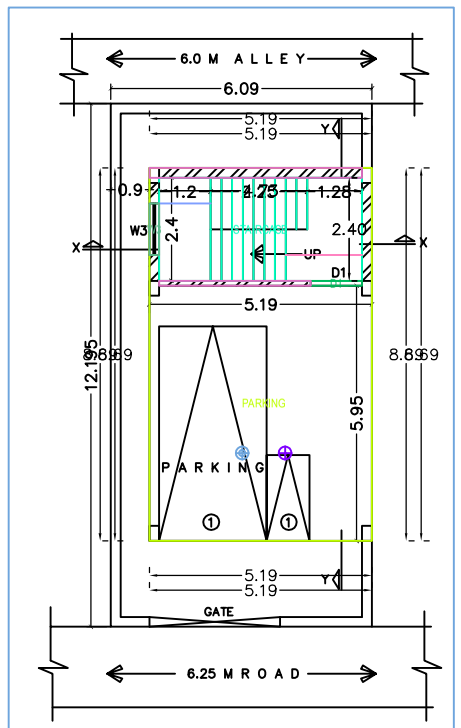

GROUND FLOOR PLAN
SCALE–1:100

PARKING FLOOR PLAN

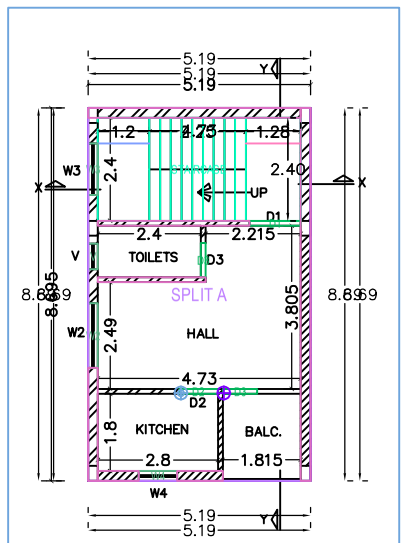

1ST FLOOR PLAN
SCALE–1:100

FIRST FLOOR PLAN

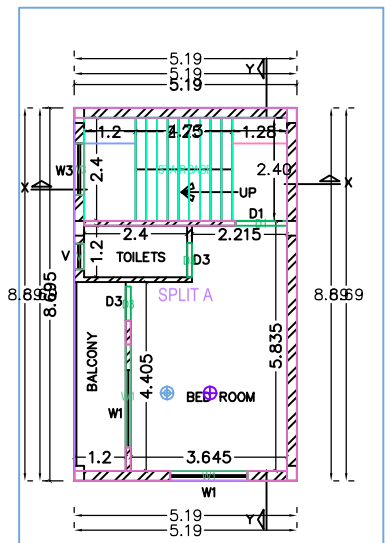

2ND FLOOR PLAN
SCALE–1:100

SECOND FLOOR PLAN

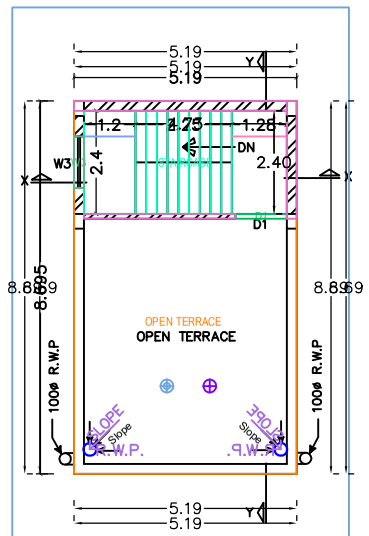

ROOF PLAN
SCALE–1:100

TERRACE FLOOR PLAN

GENERAL SPECIFICATION :–

FOUNDATION : PLAIN CEMENT CONCRETE AS PER DESIGN.
: R.C.C. COLUMN FOOTING & COLUMN AS PER STRUCTURAL DESIGN.
: R.C.C. COLUMN & BEAM AS PER STR . DESIGN.
SUPER STRUCTRE : 0.23M.THK. EXT. WALL & 0.125M.THK. PARTITION WALL IN CEMENT MORTAR.
: R.C.C. ROOF SLAB AS PER STRUCTURAL DESIGN.
FLOOR : MOSAIC CAST IN SITU CERAMIC TILES DADO IN TOILET.
INTERNAL FINISH : CEMENT PLASTER WITH P.O.P & O.B.D.
SANITARY : VITROUS CHAINA CLAY SANITARY WARE G.I. PIPE WATER SUPPLY.
: P.V.C PIPE FOR SEWAGE DISPOSAL.
DOORS & WINDOW : AS PER SCHEDULE.
ELECTRICAL : COPPER WIRE WITH P.V.C. CONDUIT.

OFFICE USE

APPROVED:-

SPL.OFFICER,J.N.A.C.

PROPOSED RESIDENTIAL BUILDING PLAN OF
SMT. PREMBATI W/O LATE SHIVCHARAN
HOLDING NO. - 331
BHUIYADIH AREA
JAMSHEDPUR
DISTRICT - EAST SINGHBHUM

SHEET NO. : 1/1	DATE : 22.06.2024
REVISION NO. : 1	

OWNER / POAH

Signature of Applicant:-

Signature of ARCHITECT:-