Project Title :SRI RAM AWTAR SINGH AND SMT. NIRMALA SINGH

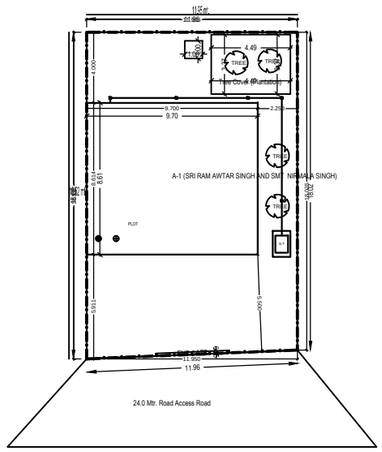

SITE PLAN

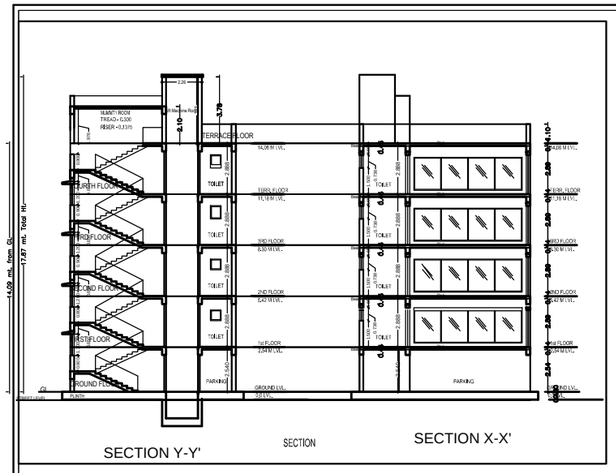

SECTION Y-Y'

SECTION X-X'

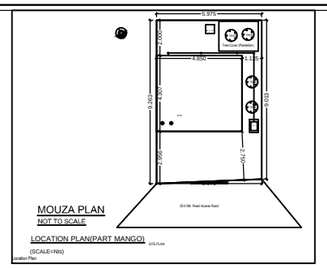

DOOR WINDOW AND VENTILATION DETAIL						
Sl.No	TYPE	LENGTH	HEIGHT	SILL LEV.	LINTEL LEV.	DESCRIPTN
1	D	1.00m	2.10m	0.0m	2.1m	FULLY GLASSED DOOR
2	D1	0.90m	2.10m	0.0m	2.1m	FULLY GLASSED DOOR
3	D2	0.75m	2.10m	0.0m	2.1m	FULLY GLASSED DOOR
4	W7	2.10m	1.35m	0.75m	2.1m	FULLY GLASSED STEEL WINDOW
5	W1	1.20m	1.35m	0.75m	2.1m	FULLY GLASSED STEEL WINDOW
6	W2	0.60m	1.35m	0.75m	2.1m	FULLY GLASSED STEEL WINDOW
7	W3	0.90m	1.35m	0.75m	2.1m	FULLY GLASSED STEEL WINDOW
8	W4	1.20m	1.35m	0.75m	2.1m	FULLY GLASSED STEEL WINDOW
9	V	0.60m	0.60m	2.1m	2.1m	FULLY GLASSED VENTILATION

NOTE:
1. FOUNDATION & R.C.C. AS PER STRUCTURAL ENGG. SPECIFICATION
2. ALL DIMENSIONS IN Mtrs.
3. DRAWING NOT TO BE SCALED

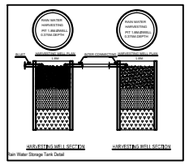

AVAILEITIBLE WELL SECTION

AVAILEITIBLE WELL SECTION

Rain Water Storage Tank Detail

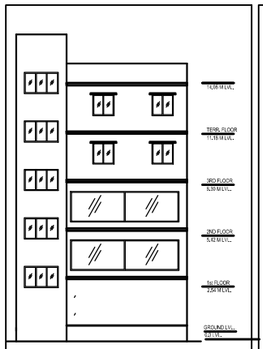

FRONT ELEVATION

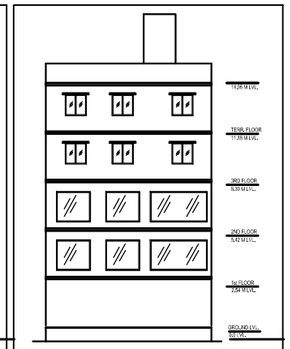

SIDE A ELEVATION

OFFICE USE

APPROVED:-

SPL.OFFICER, M.N.A.C.

OWNER / POAH

Signature of Applicant:-

GENERAL SPECIFICATION :-

FOUNDATION : PLAIN CEMENT CONCRETE AS PER DESIGN.
: R.C.C. COLUMN FOOTING & COLUMN AS PER STRUCTURAL DESIGN.
SUPER STRUCTURE : R.C.C. COLUMN & BEAM AS PER STR . DESIGN.
: 0.23M.THK. EXT. WALL & 0.125M.THK. PARTITION : WALL IN CEMENT MORTAR.
: R.C.C. ROOF SLAB AS PER STRUCTURAL DESIGN.
FLOOR : MOSAIC CAST IN S/TU CERAMIC TILES DADO IN TOILET.
INTERNAL Finish : CEMENT PLASTER WITH P.O.P & O.B.D.
SANITARY : VITROUS CHAINA CLAY SANITARY WARE G.I. PIPE WATER SUPPLY.
: P.V.C PIPE FOR SEWAGE DISPOSAL.
DOORS & WINDOW : AS PER SCHEDULE.
ELECTRICAL : COPPER WIRE WITH P.V.C. CONDUIT.

PROPOSED RESIDENTIAL BUILDING PLAN

L.K. SUMAN

L.K. SUMAN
Hazipur-843301(
M-
Office : 1, Bricsec Floor
Resort Tallow Complex,
Sahid , Jamshedpur

Reg No- C-20/2002

M-9835131161

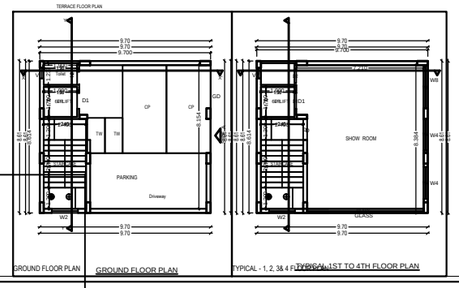

GROUND FLOOR PLAN

TYPICAL 1ST TO 4TH FLOOR PLAN

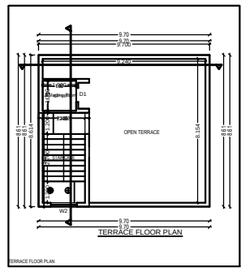

TERRACE FLOOR PLAN

A (SRI RAM AWTAR SINGH AND SMT NIRMALA SINGH)

AREA STATEMENT: MANGO NAC		VERSION NO.: 1.0.20
		VERSION DATE: 01/01/2019
PROJECT DETAIL :		
Project No. :-		Plot Use : Commercial
Region : JHARKHAND URBAN LOCAL BODIES		Plot Subuse : Showroom
District : EAST SINGHBHUM		Land Use Zone : NA
Application Type : General Proposal		Abutting Road Width : -
Project Type : Building Permission		Plot No. :
Nature of Development : New		Revenue Survey No/Survey No. :
Location : Old Area		Thana No. :
Sub Location : NA		Holding No. :
Village/Mauza Name :		Khata No. :
Ward No. :		North : -
Road/Street : -		South : -
		East : -
		West : -
AREA DETAILS :		SQ.MT.
AREA OF PLOT (Minimum)	(A)	218.39
Net Plot Area (Gross Plot Area - Deduction from Gross Plot area)	(A-Deductions)	218.39
Deductions for Balance Plot Area (from Gross Plot Area)		
COP Area		15.13
Total		15.13
Balance Plot Area (Net Plot Area - Recreational/Amenity space)	(A-Deductions)	203.26
Plot Area for Coverage (Net Plot Area)	(A-Deductions)	218.39
Plot Area for FSI (Net Plot Area + Road/Widening Area)	(A-Deductions)	218.39
COVERAGE CHECK		
Proposed Coverage Area (38.25 %)		83.56
Total Coverage Area (38.25 %)		83.56
FAR CHECK		
Proposed Area of FAR		333.52
Total Area of FAR		333.52
BUILT UP AREA CHECK		
Total Proposed BuiltUp Area		414.92
ARCHITECT / SUPERVISOR (Regd)		OWNER
DEVELOPMENT AUTHORITY		LOCAL BODY

COLOR INDEX

- PLOT BOUNDARY
- ABUTTING ROAD
- PROPOSED WORK (COVERAGE AREA)
- EXISTING (To be retained)
- EXISTING (To be demolished)

Color Index:

PARKING CALCULATION:

Parking Type	Prop No.	Prop Area
Car Parking	2	25.00
Two Wheeler Parking	2	4.00
Other Parking	1	36.73
Total Area	5	65.73

MARGIN DETAIL:

Building / Wing Name	Road Name	Front Margin	Rear Margin	Side1 Margin	Side2 Margin
A-1 (SRI RAM AWTAR SINGH AND SMT NIRMALA SINGH)	24.0 Mtr. Road Access Road	5.00	4.00	0.00	2.25

Art & Tenement Details (Table 4c-1)

Building	No. of Same Bldg	Total Built Up Area (Sq.mt.)	Deductions (Area in Sq.mt.)				Proposed FAR Area (Sq.mt.)	Add Area in FAR (Sq.mt.)	Total FAR Area (Sq.mt.)
			Lift	Accessory Use	Parking	Commercial		Stair	
A (SRI RAM AWTAR SINGH AND SMT NIRMALA SINGH)	1	414.92	12.92	2.35	65.73	321.28	12.24	333.52	
Grand Total :	1	414.92	12.92	2.35	65.73	321.28	12.24	333.52	

Building :A (SRI RAM AWTAR SINGH AND SMT NIRMALA SINGH)

Floor Name	Total Built Up Area (Sq.mt.)	Deductions (Area in Sq.mt.)			Proposed FAR Area (Sq.mt.)	FAR Area in FAR (Sq.mt.)	Total FAR Area (Sq.mt.)
		Lift	Accessory Use	Parking	Commercial	Stair	
Ground Floor	80.32	0.00	2.35	65.73	0.00	12.24	12.24
First Floor	83.55	3.23	0.00	0.00	80.32	0.00	80.32
Second Floor	83.55	3.23	0.00	0.00	80.32	0.00	80.32
Third Floor	83.55	3.23	0.00	0.00	80.32	0.00	80.32
Fourth Floor	83.55	3.23	0.00	0.00	80.32	0.00	80.32
Terrace Floor	0.00	0.00	0.00		0.00	0.00	0.00
Total :	414.92	12.92	2.35	65.73	321.28	12.24	333.52
Total Number of Same Buildings :	1						
Total :	414.92	12.92	2.35	65.73	321.28	12.24	333.52

SCHEDULE OF JOINERY:

BUILDING NAME	NAME	LENGTH	HEIGHT	NOS
A (SRI RAM AWTAR SINGH AND SMT NIRMALA SINGH)	D2	0.75	2.10	04
A (SRI RAM AWTAR SINGH AND SMT NIRMALA SINGH)	D1	0.90	2.10	04
A (SRI RAM AWTAR SINGH AND SMT NIRMALA SINGH)	D	1.20	2.10	04
Total :	-	-	-	12

SCHEDULE OF JOINERY:

BUILDING NAME	NAME	LENGTH	HEIGHT	NOS
A (SRI RAM AWTAR SINGH AND SMT NIRMALA SINGH)	V	0.60	1.00	04
A (SRI RAM AWTAR SINGH AND SMT NIRMALA SINGH)	W4	1.80	1.20	08
A (SRI RAM AWTAR SINGH AND SMT NIRMALA SINGH)	W8	2.45	1.20	04
A (SRI RAM AWTAR SINGH AND SMT NIRMALA SINGH)	GLASS	6.61	1.20	04
Total :	-	-	-	20

UnitBUA Table for Building :A (SRI RAM AWTAR SINGH AND SMT NIRMALA SINGH)

FLOOR	Name	UnitBUA Type	UnitBUA Area	Carpet Area	No. of Rooms	No. of Tenement
TYPICAL - 1, 2, 3& 4 FLOOR PLAN	SHOW ROOM	SHOP	72.34	70.75	2	4
Total :	-	-	289.36	283.00	8	4