PRODUCED BY AN AUTODESK EDUCATIONAL PRODUCT

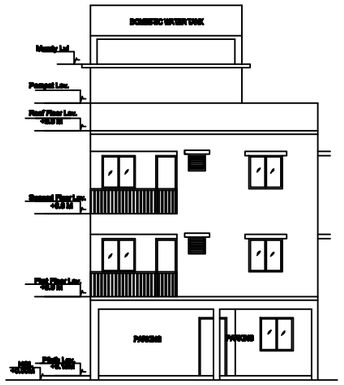

FRONT ELEVATION
SCALE-1:100

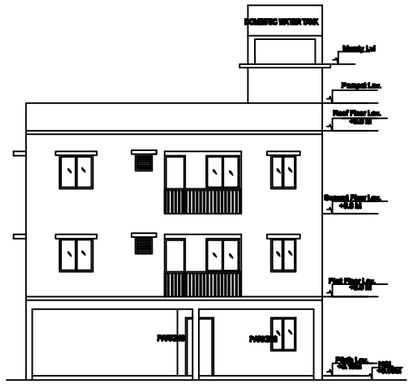

SIDE ELEVATION
SCALE-1:100

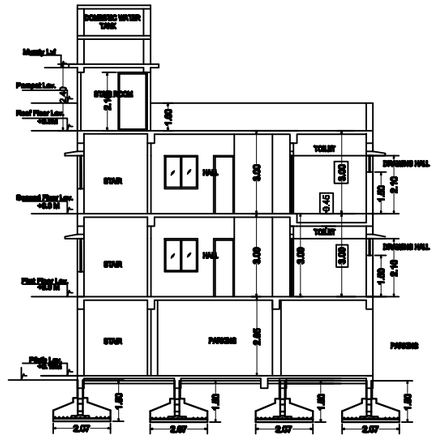

SECTION THROUGH X-X
SCALE-1:100

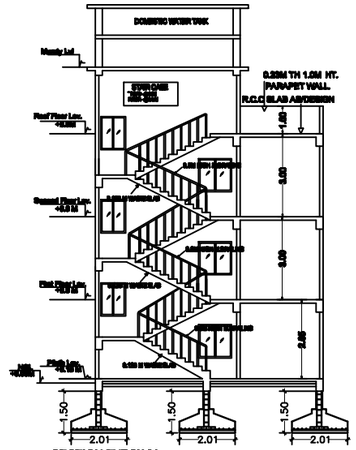

SECTION THRO' YY
SCALE-1:100

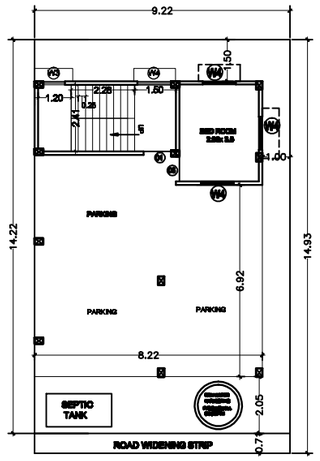

GROUND FLOOR PLAN
SCALE-1:100

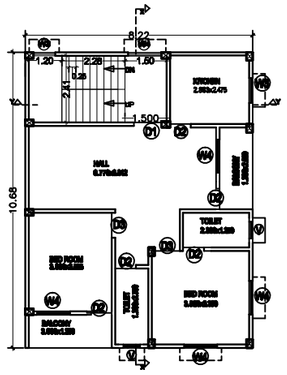

FIRST FLOOR PLAN
SCALE-1:100

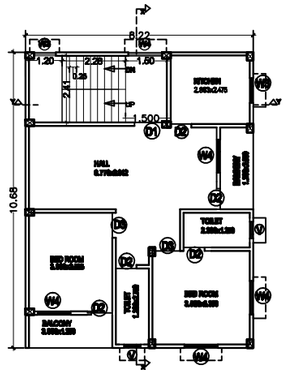

SECOND FLOOR PLAN
SCALE-1:100

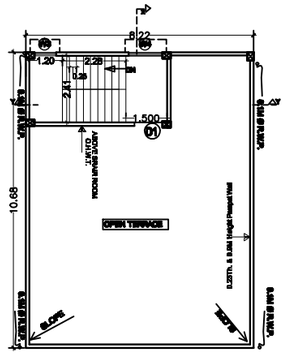

ROOF FLOOR PLAN
SCALE-1:100

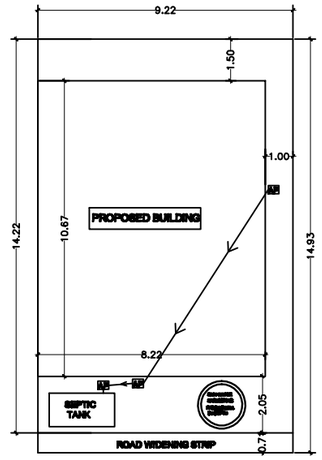

KEY PLAN
SCALE-1:100

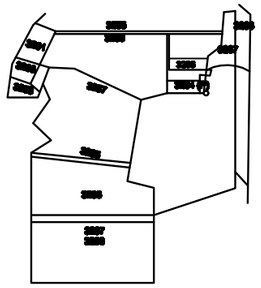

LOCATION PLAN

AREA DETAILS

No. of Floors	Area Within Plinth line	Parking if Permissible	Other if Permissible	Total Deduction	Net Area for F.A.R	Occupancy or use Proposed	Remarks
1.	2.	11.	12.	13.	14.	15.	16.
Ground Floor	87.70	62.51	X	X	25.19	RESIDENTIAL PARKING	
1st Floor	87.70	X	X	X	87.70	RESIDENTIAL	
2nd Floor	87.70	X	X	X	87.70	RESIDENTIAL	
Total	263.10	62.51	X	X	200.59		

% of Ground Coverage $= \frac{87.70}{137.655} = 63.70\ \%$
(On Plot Area excluding Road Widening strip)

F.A.R $= \frac{200.59}{137.655} = 1.41$

WATER TANK CALCULATION-
WATER CONSUMPTION/HEAD/DAY=135 LITRE
TOTAL NUMBER OF FLAT =2
TOTAL NUMBER OF USER/PERSON =12
10% EXTRA USER/PERSON = 1.2=2
WATER TANK DESIGN FOR 14 USER
CAPACITY OF WATER TANK=1680 LITRE =1.68 CUM
SIZE OF WATER TANK=2.14MX0.23MX0.9M=10.07 CUM

PARKING CALCULATION
PARKING AREA = 125.575 Sqm
AREA UNIT 1= 125.575 Sqm
AREA UNIT 2= 125.575 Sqm
TOTAL NO OF CAR PARKING REQUIRED =4 No.= 80 Sqm
PARKING AREA AT GROUND FLOOR=125.575 Sqm

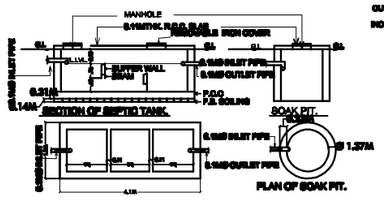

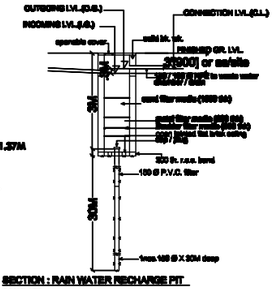

SECTION : RAIN WATER RECHARGE PIT
SCALE-1:100

OWNER:-
Smt. ASHA KUMARI
W/O (Late) GOPAL PRASAD

PLOT DETAILS:-
PLOT NO: 3268, KHATA NO: 233,
WARD NO.-10, MOUZA- MANGO,
THANA NO. 1642, P.S. MANGO,
MANGO, JAMSHEDPUR

DOOR WINDOW AND VENTILATION DETAIL

	D	1.0M X 2.1M	Panelled t.w single shutter door.
	D1	0.91M X 2.1M	Panelled t.w single shutter door.
	D2	0.76M X 2.1M	Panelled t.w single shutter door.
	W4	1.2M X 1.2M	Glazed steel framed window 4. shutt.
	W1	0.6M X 1.2M	Glazed steel framed window 3. shutt.
	W2	1.2M X 1.2M	Glazed steel framed window 2. shutt.
	W3	0.91M X 1.2M	Glazed steel framed window 2. shutt.
	V1	1.22M X 0.61M	Top hung steel ventilator.
	V	0.61M X 0.61M	Top hung steel ventilator.

Note- this detail is applicable in all floor.

GENERAL SPECIFICATIONS :-

1. FOUNDATION :- R.C.C. 1:4:8 WITH BRICK WORK 1:6 UP TO PLINTH LEVEL. (R.C.C. FOOTING AS/ STRL DTLS)
2. D.P.C. :- 1"THK D.P.C. AT PLINTH LEVEL.
3. SUPPER STRUCTURE :- BRICK WORK 0.229 & 0.114THK.(1:6) LINTEL, CHAJJA, STAIR CASE AS/STRUCTURAL DETAILS.
4. FLOORING :- 100mm THK.CEMENT CONC. WITH 50mmTHK. LRS. FLOOR FINISH.
5. ROOF :- 114mm THK. R.C.C. SLAB WITH AVERAGE 114mm THK.BRICK BATS, KHOA ON TOP.
6. INNER FLOOR :- 0.152 THK. R.C.C. SLAB WITH 25mmTHK. LRS. FLOOR, FINISH ON TOP.
7. PLASTER :- 20mmTHK. CEMENT PLASTER TO BE PROVIDED IN SIDE, AND OUT SIDE BUILDING.
8. TOILET :- I.W.C.S.H.PIPER,WASH BASINS ETC. WITH FIRST CLASS SANITARY FITTINGS &TO BE CONNECTED ROAD SEWER LINES
9. DOOR :- SALWOOD FRAME WITH 1.5"THK. FLISH OR PANELLED SHUTTER
10. WINDOW :- SALWOOD FRAME WITH FLIBBER PANELLED&GLASSED SHUTTER MS GRIL. TO BE PROVIDED AS/STRUCTURAL DETAILS

SIGNATURE OF OWNER :

SIGNATURE OF CONSULTANT

CHHAYA ARCHITECT & CONSULTANTS
Office : Third Floor , Taj Building, Bistupur
Jamshedpur.
M-09431015204, 09334804004, 255-Sector

ENGINEER

OFFICER

PRODUCED BY AN AUTODESK EDUCATIONAL PRODUCT
PRODUCED BY AN AUTODESK EDUCATIONAL PRODUCT
PRODUCED BY AN AUTODESK EDUCATIONAL PRODUCT