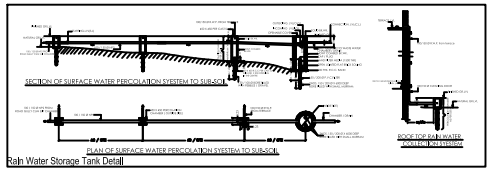

Rain Water Storage Tank Detail

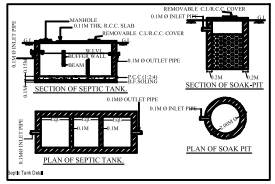

Septic Tank Detail

SCHEDULE FOR DRAINAGE PLAN	
NOTIFICATION	DISCRIPTION
	INSPECTION CHAMBER
	RECHARGE PIT
	RAIN WATER PIPE
	OVERFLOW OUTLET FOR RECHARGE PIT
	OVERFLOW OUTLET FOR SEPTIC TANK
	SOAK PIT
	DRAIN PIPELINE LAYOUT

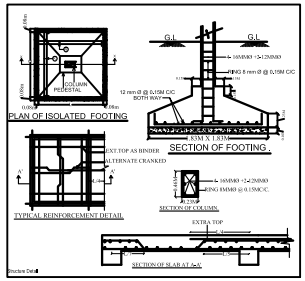

Structure Detail

SCHEDULE OF DOOR & WINDOW				
TYPE	WIDTH	HT.	SILL	DESCRIPTION
D	1.07	2.13	0	WOODEN FLUSH DOOR
D1	0.99	2.13	0	WOODEN FLUSH DOOR
D2	0.76	2.13	0	WOODEN FLUSH DOOR
W	1.52	1.52	0.61	GLAZED WINDOW
W1	1.22	1.52	0.61	GLAZED WINDOW
W2	0.91	1.52	0.61	GLAZED WINDOW
V	0.76	0.61	1.52	GLAZED VENTILATOR

COLCULATION FOR WATER TANK
CONSIDERING FOR 15 PERSONS = 15 X 135 = 2025 LTS.
APROVIDED = 5,000 LTS.

COLCULATION FOR SEPTIC TANK
CONSIDERING FOR 15 PERSONS = 15 X0.083 = 1.245 CUM
APROVIDED = 2.78X1.06X1.5 =4.4202 CUM

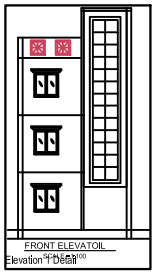

FRONT ELEVATOIL
Elevation 1 Detail

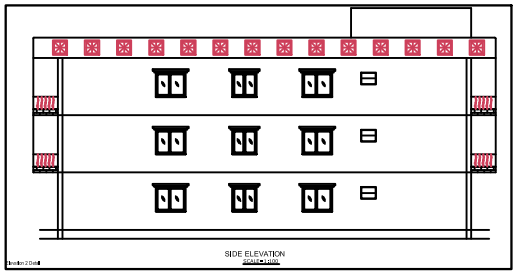

SIDE ELEVATION
SCALE 1:100

Elevation 2 Detail

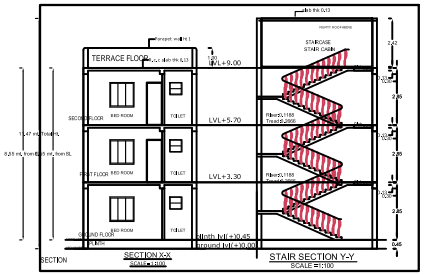

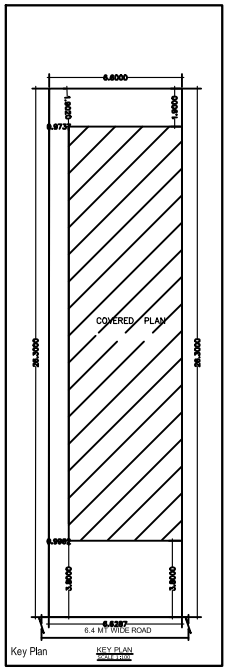

Key Plan

KEY PLAN
SCALE 1:100

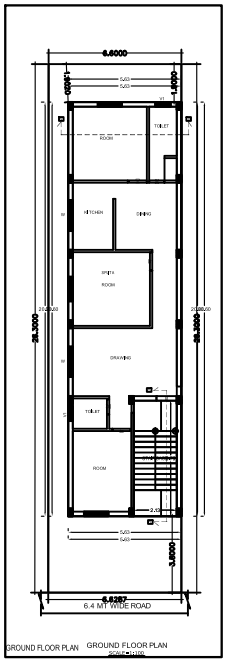

GROUND FLOOR PLAN

GROUND FLOOR PLAN
SCALE 1:100

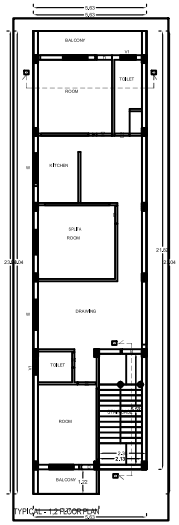

TYPICAL 1-12 FLOOR PLAN

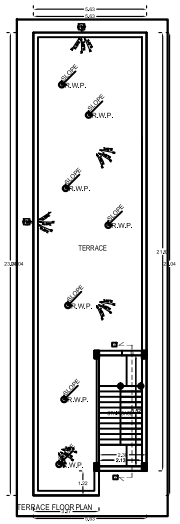

TERRACE FLOOR PLAN

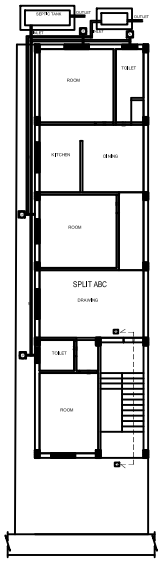

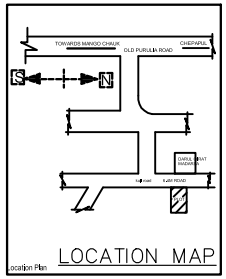

Location Plan

PROPOSED RESIDENTIAL BUILDING PLAN FOR	
LAND OWNER	SIGNATURE
MRS. ISHRAT ARA W/O: EHSAN ANSARI	

DETAILS OF PLOT :-
PLOT NO:-508
KHATA NO :-769
MOUZA :- PARDIH
WARD NO :- 08
THANA NO:- 1641, P.S:- MANGO
DISTRICT :- EAST SINGHBHUM, JHARKHAND

CONTENTS :-

SITE PLAN	TERRACE PLAN
* GROUND FLOOR PLAN	* FRONT ELEVATION
* FIRST FLOOR PLAN	* SIDE ELEVATION
* SECOND FLOOR PLAN	* SECTION "X-X"
* DRAINAGE PLAN	* SECTION "Y-Y"
* GROUND COVERAGE	* LOCATION MAP
* CALCULATION	* PART MOUZA PLAN
* F.A.R. CALCULATION	

	SH. NO	1/1
PLANNER		

(ISHRAT ARA)