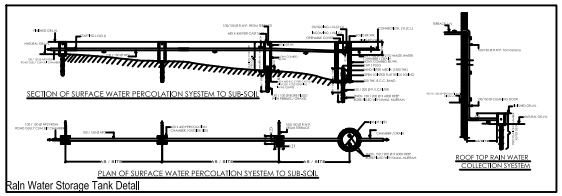

Rain Water Storage Tank Detail

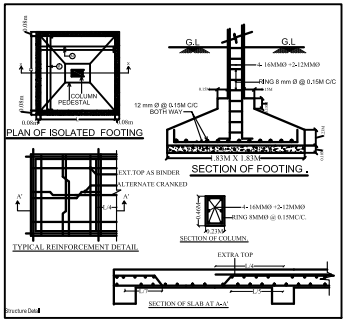

Structure Detail

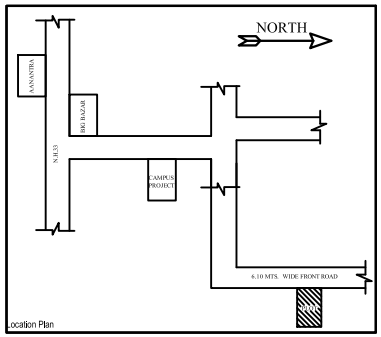

Location Plan

SCHEDULE OF DOOR & WINDOW

TYPE	WIDTH	HT.	SILL	DESCRIPTION
D	1.07	2.13	0	WOODEN FLUSH DOOR
D1	0.99	2.13	0	WOODEN FLUSH DOOR
D2	0.76	2.13	0	WOODEN FLUSH DOOR
W	1.52	1.52	0.61	GLAZED WINDOW
W1	1.22	1.52	0.61	GLAZED WINDOW
W2	0.91	1.52	0.61	GLAZED WINDOW
V	0.76	0.61	1.52	GLAZED VENTILATOR

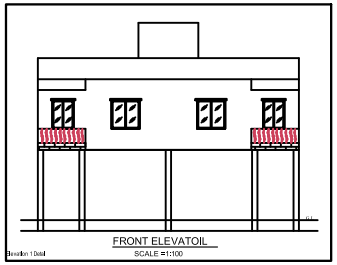

Elevation 1 Detail

FRONT ELEVATOIL
SCALE =1:100

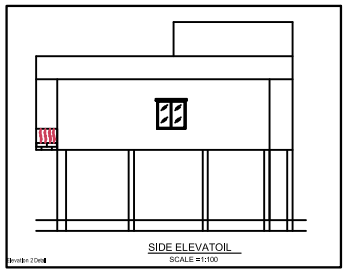

Elevation 2 Detail

SIDE ELEVATOIL
SCALE =1:100

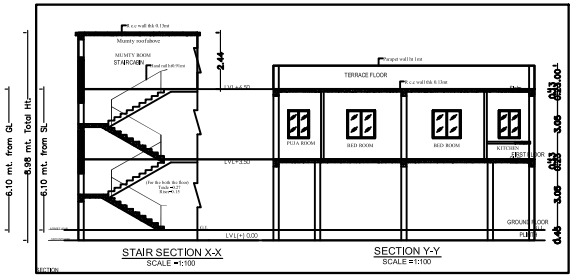

SECTION

STAIR SECTION X-X
SCALE =1:100

SECTION Y-Y
SCALE =1:100

COLCULATION FOR WATER TANK
CONSIDERING FOR 15 PERSONS = 15 X 135 = 2025 LTS.
APROVIDED = 5,000 LTS.

COLCULATION FOR SEPTIC TANK
CONSIDERING FOR 15 PERSONS = 15 X0.083 = 1.245 CUM
APROVIDED = 2.78X1.06X1.5 =4.4202 CUM

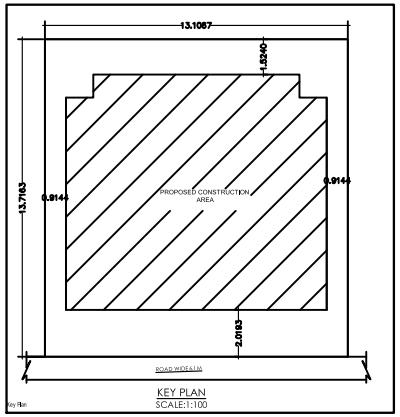

Key Plan

KEY PLAN
SCALE:1:100

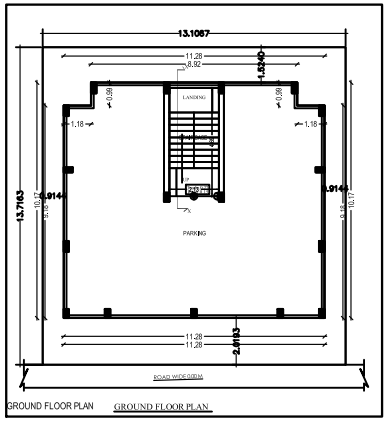

GROUND FLOOR PLAN

GROUND FLOOR PLAN

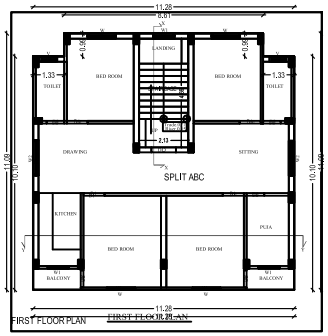

FIRST FLOOR PLAN

FIRST FLOOR PLAN

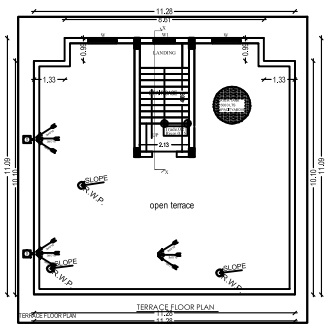

TERRACE FLOOR PLAN

TERRACE FLOOR PLAN

PROPOSED RESIDENTIAL BUILDING PLAN FOR	
LAND OWNER	SIGNATURE
MRS. MALTI DEVI W/O:- LATE MAHESH SAW	

DETAILS OF PLOT :-
PLOT NO.:-1232
KHATA NO :- 402
MOUZA :- DIMNA
WARD NO :- 09
THANA NO:- 1643, P.S:- MANGO
DISTRICT :- EAST SINGHBHUM, JHARKHAND

CONTENTS :-

* SITE PLAN	* TERRACE PLAN
* GROUND FLOOR PLAN	* FRONT ELEVATION
* FIRST FLOOR PLAN	* SIDE ELEVATION
* SECOND FLOOR PLAN	* SECTION "X-X"
* DRAINAGE PLAN	* SECTION "Y-Y"
* GROUND COVERAGE	* LOCATION MAP
* CALCULATION	* PART MOUZA PLAN
* F.A.R. CALCULATION	

SH. NO 1/1

PLANNER