Project Title :MR. RAJIV KUMAR RANJAN

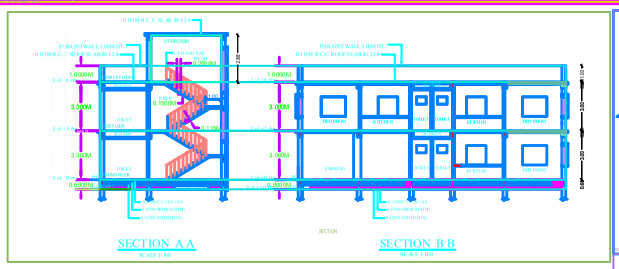

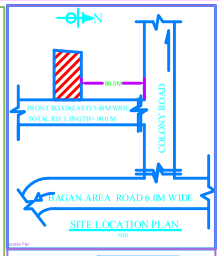

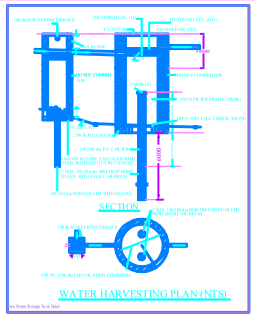

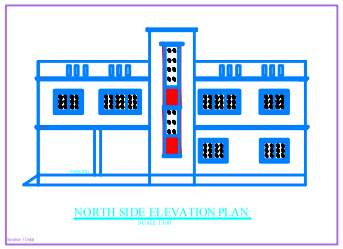



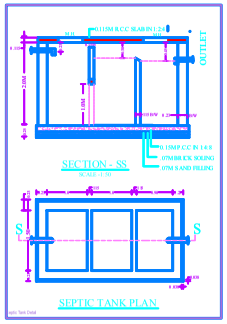

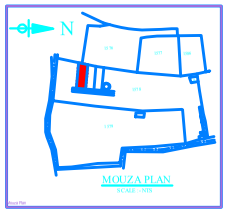

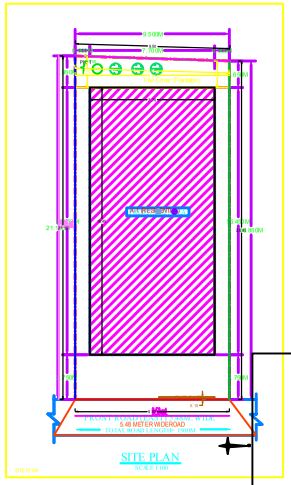

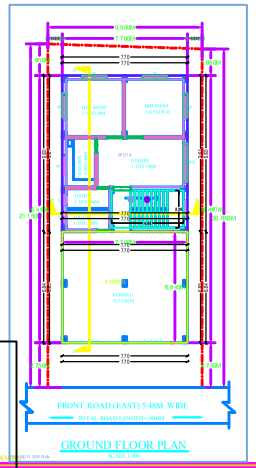

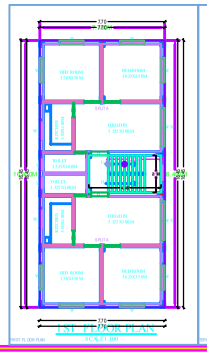

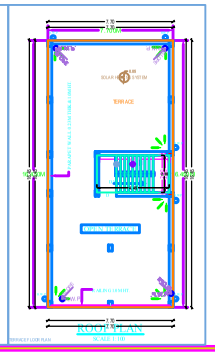

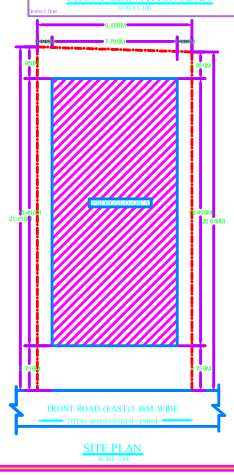

Name of No.	Phul Deo Prasad
Height - AVG FROM ROD (PUBLIC LOCAL ROADS)	Plot Size Up to 300 sq.m. Dwelling Floor Approved
Plot Size - TOTAL	Land Area Size - Nil
Application Type - General Proposal	Site Being Plot of Land
Project Type - Building Permission	Plot No. -
Nature of Land area of - New	Khasra or Survey No Khata no.
Location - Civil Area	Village No. -
Land use zone - Commercial Zone (Land Use Mixed) or Residential Plot	Building No. -
Village Name or Name -	City No.
Ward No. -	Block -
New Mouza of -	Block -
	Ward -

AREA DETAILS		SQ.MT.
AREA OF PLOT (Minimum)	(A)	99.50
Net Plot Area (Gross Plot Area minus deductions as per regulations)	(A-Deductions)	99.50
Deductions for Balance Plot Area (Road widening Area)		
ROP Area		11.00
Other		11.00
Balance Plot Area (Net Plot Area minus deductions as per)	(A-Deductions)	93.46
Plot Area for Coverage (Net Plot Area)	(A-Deductions)	99.50
Plot Area for FAR (Net Plot Area minus Road Widening Area)	(A-Deductions)	99.50
COVERAGE CHECK		
Permissible Coverage Area (75.00 %)		74.63
Proposed Coverage Area (63.49 %)		63.49
FAR CHECK		
Permissible FAR		2.25
Proposed FAR		1.27
Maximum Height		10.00 m
DWELLING UNIT CHECK		
Dwelling Unit Allowed		2 Units
NAME OF ARCHITECT (SUPERVISOR Image)	Simple	
LOCAL AUTHORITY	LOCAL BODY	

SCHEDULE OF OPENINGS

NAME	SIZE	DESCRIPTION
D1	0.75X2.10	Door Wooden Flush Door
D2	0.75X2.10	Door Wooden Flush Door
D3	0.75X2.10	Door Wooden Flush Door
D4	0.75X2.10	Door Wooden Flush Door
W1	1.20X1.20	Window Aluminium Sliding Window
W2	1.20X1.20	Window Aluminium Sliding Window
W3	1.20X1.20	Window Aluminium Sliding Window
V1	0.60X0.60	Ventilator
V2	0.60X0.60	Ventilator

GENERAL SPECIFICATION

PLAN CHECKED TO COMPLY WITH BUILDING BYE LAWS OF BIHAR & CITY LOCAL BODIES
FOUNDATION DETAILS
RCC COLUMN AND BEAM AS PER STRUCTURAL DESIGN.
9 INCH BRICK EXTERNAL WALL & 4 INCH THICK PARTITION WALL.
ALL MORTAR 1:6 CEMENT
ROOF TREATMENT AS PER STRUCTURAL DESIGN.
FINISHING ON PLC 3RD ALL OVER FLOOR
AIR & WATERING DISTEMPER PAINTER
TOILET SANITARY WARE
ALL PIPES WATER SUPPLY
ELECTRICAL WIRING
ALL DIMENSIONS ARE IN METER
ALL DIMENSIONS ARE POSSIBLE

PROPOSED RESIDENTIAL BUILDING

MR. RAJIV KUMAR RANJAN
S/O MR. INDRADEO YADAV
AT- BALIGUMA, BAGAN AREA, MANGO, JAMSHEDPUR

NEW KHATA NO. : 463
NEW PLOT NO. : 1578 C
WARD NO. : 10
THANA NO. : 1150
MOUZA : BALIGUMA

PLOT AREA : 199.50 SQM.
G/F BUILTUP AREA : 126.66 SQM.
F/F BUILTUP AREA : 126.66 SQM.
TATAL BUILTUP AREA : 253.32 SQM.

COVERAGE AREA= 126.66X100/199.50=63.50%
FAR= 253.32/199.50 = 1.27

TOTAL UNIT = 2NOS. PARKING REQUIRED=2 NOS.
REQUIRED AREA FOR PARKING=20.0X2=40.0 SQM
PARKING FOR VISITORS 15% EXTRA=6.0 SQM
REQUIRED PARKING ARE A= 46.0 SQM
PROVIDED PARKING AREA=52.71 SQM

SIGNATURE OF ARCHITECT / ENGINEER
NAME : SIMPLE
REGD. NO. : 1234

SIGNATURE OF OWNER

APPROVED BY AUTHORITY

COLOR INDEX

- PLOT BOUNDRY
- ABUTTING ROAD
- PROPOSED WORK (COVERAGE AREA)
- EXISTING (To be retained)
- EXISTING (To be demolished)

Color Index

PARKING CALCULATION

Parking Type	Plot No.	Plot Area
Car Parking	1	52.71
Total Area		52.71

MARGIN DETAIL:

Building Name	Plot Area	Front Margin	Rear Margin	Side-1 Margin	Side-2 Margin
RESIDENTIAL	199.50 SQ.METER	2.75	1.00	0.00	0.00

FAR & Tenement Details (Table 4c-1)

Building		No. of Same Bldg	Total Built Up Area (Sq.mt)	Code check (Max.in Sq.mt)	Proposed FAR Area (Sq.mt)	Total FAR Area (Sq.mt)	Tnt
				Area	Area		
A (RESIDENTIAL)		1	253.32	112.75	253.32	253.32	
Grand Total		1	253.32	112.75	253.32	253.32	

Building A (RESIDENTIAL)

Floor Name	Total Built Up Area (Sq.mt)	Deduction Area (Sq.mt) Ht Bldg	Proposed FAR Area (Sq.mt) Sq.mt	Total FAR Area (Sq.mt)	Tnmt (No)
Ground Floor	126.66	53.25	73.41	73.41	01
Parking	126.66	126.66	0.00	126.66	00
Terrace Floor	126.66	126.66	0.00	126.66	00
Total :	253.32	52.71	73.41	200.07	01
Total Number of Same Buildings	1				
Total :	253.32	52.71	73.41	200.07	01

SCHEDULE OF JOINERY:

BUILDING NAME	NAME	LENGTH	HEIGHT	NOS
A (RESIDENTIAL)	D	0.75	2.10	04
A (RESIDENTIAL)	D1	0.75	2.10	01
A (RESIDENTIAL)	D2	0.75	2.10	01
A (RESIDENTIAL)	D3	0.75	2.10	01
A (RESIDENTIAL)	D4	1.20	2.10	01
Total :				11

SCHEDULE OF JOINERY:

BUILDING NAME	NAME	LENGTH	HEIGHT	NOS
A (RESIDENTIAL)	W	1.20	1.20	04
A (RESIDENTIAL)	W1	1.20	1.20	01
Total :				05

UnitBUA Table for Building A (RESIDENTIAL)

FLOOR	Name	UnitBUA Type	Carpet Area	Carpet Area	No. of Rooms	No. of Tenement
GROUND FLOOR	UNIT A	FLAT	107.76	93.03	6	1
Total :			107.76	93.03	6	1