Project Title :MR DEO SUNDER THAKUR

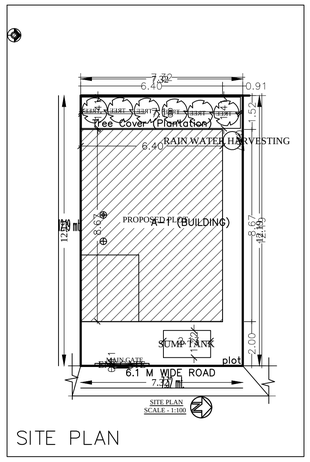


SITE PLAN

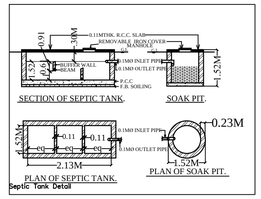


Septic Tank Detail

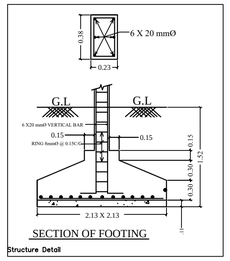


Structure Detail

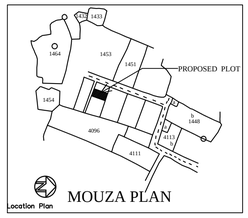


Location Plan

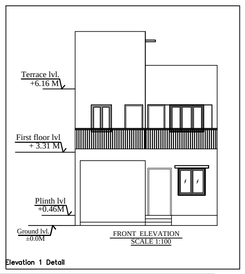


Elevation 1 Detail

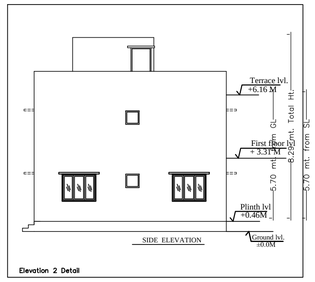


Elevation 2 Detail

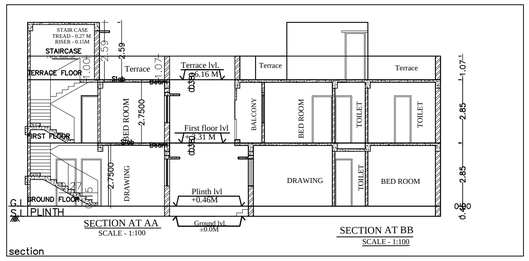


section

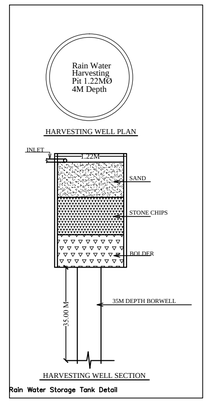


Rain Water Storage Tank Detail

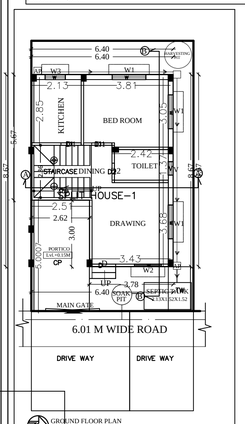


GROUND FLOOR PLAN

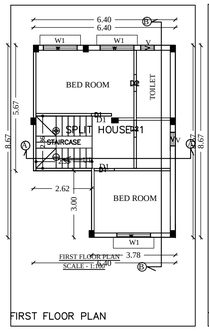


FIRST FLOOR PLAN

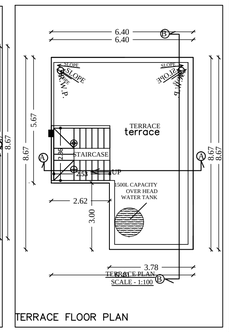


TERRACE FLOOR PLAN

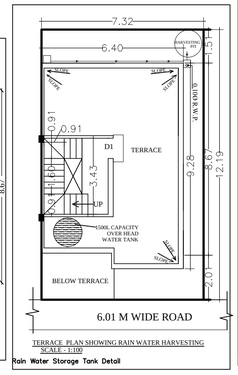


TERRACE PLAN SHOWING RAIN WATER HARVESTING
SCALE - 1:100

Rain Water Storage Tank Detail

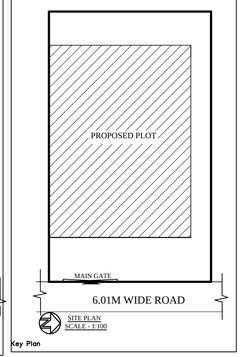


Key Plan

A (BUILDING)

| | |
|---|---|
| AREA STATEMENT: MANGO MUNICIPAL CORPORATION | VERSION NO.: 1.0.27 |
| | VERSION DATE: 16/10/2020 |
| PROJECT DETAIL : | |
| Inward_No : - | Plot Use : Residential |
| Region : JHARKHAND URBAN LOCAL BODIES | Plot SubUse : Other Residential Building |
| District : EAST SINGHBHUM | Land Use Zone : NA |
| Application Type : General Proposal | Abutting Road Width : - - |
| Project Type : Development Permission | Plot No. : - |
| Nature of Development : New | Revenue Survey No/Survey No : - |
| Location : Old Area | Thana No : - - |
| Sub Location : NA | Holding No : - |
| Village/Mauza Name : - | Khata No : - |
| Ward No : - | North : - - |
| Road/Street : - | South : - - |
| | East : - |
| | West : - |

| AREA DETAILS : | | SQ.MT. |
|---|---|---|
| AREA OF PLOT (Minimum) | (A) | 89.19 |
| Net Plot Area (Gross Plot Area - Deduction from Gross Plot area) | (A-Deductions) | 89.19 |
| Deductions for Balance Plot Area (from Gross Plot Area) | | |
| COP Area | | 10.11 |
| Total | | 10.11 |
| Balance Plot Area (Net Plot Area - Recreational/Amenity space) | (A-Deductions) | 79.07 |
| Plot Area for Coverage (Net Plot Area) | (A-Deductions) | 89.19 |
| Plot Area for FSI (Net Plot Area + Road/Widening Area) | (A-Deductions) | 89.19 |
| COVERAGE CHECK | | |
| Proposed Coverage Area ( 53.37 % ) | | 47.60 |
| Total Coverage Area ( 53.37 % ) | | 47.60 |
| FAR CHECK | | |
| Proposed Area of FAR | | 95.20 |
| Total Area of FAR | | 95.20 |
| BUILT UP AREA CHECK | | |
| Total Proposed BuiltUp Area | | 95.20 |

| | |
|---|---|
| ARCH / ENGG / SUPERVISOR (Regd) | OWNER |
| DEVELOPMENT AUTHORITY | LOCAL BODY |

COLOR INDEX

- PLOT BOUNDARY
- ABUTTING ROAD
- PROPOSED WORK (COVERAGE AREA)
- EXISTING (To be retained)
- EXISTING (To be demolished)

Color Index:

PARKING CALCULATION:

| Parking Type | Prop No. | Prop Area |
|---|---|---|
| Car Parking | 1 | 12.50 |
| Two Wheeler Parking | 1 | 2.00 |
| Total Area | 2 | 14.50 |

MARGIN DETAIL:

| Building / Wing Name | Road Name | Front Margin | Rear Margin | Side1 Margin | Side2 Margin |
|---|---|---|---|---|---|
| A-1 (BUILDING) | 6.1 M WIDE ROAD | 2.00 | 1.52 | 0.00 | 0.91 |

FAR & Tenement Details (Table 4c-1)

| Building | No. of Same Bldg | Total Built Up Area (Sq.mt.) | Proposed FAR Area (Sq.mt.) Resi. | Total FAR Area (Sq.mt.) | Tnmt (No.) |
|---|---|---|---|---|---|
| A (BUILDING) | 1 | 95.20 | 95.20 | 95.20 | 01 |
| Grand Total : | 1 | 95.20 | 95.20 | 95.20 | 01 |

GENERAL SPECIFICATION :-

| | |
|---|---|
| FOUNDATION | PLAIN CEMENT CONCRETE 1:4:8 PER DESIGN. |
| SUPER STRUCTURE | R.C.C. COLUMN FOOTING & COLUMN AS PER STRUCTURAL DESIGN. R.C.C. COLUMN & BEAM AS PER STR. DESIGN. 9" THK. EXT. WALL & 4.5" THK. PARTITION WALL. AS PER PLAN & DESIGN. R.C.C. ROOF SLAB AS PER STRUCTURAL DESIGN. |
| FLOOR | MOSAIC/CAST IN-SITU |
| INTERNAL FINISH | CEMENT PLASTER WITH PUTTY IN TOILET. CEMENT PLASTER WITH ELP & O.B.D. |
| SANITARY | VITREOUS CHINA CLAY SANITARY WARE IN TOILET AS PER PLAN. P.V.C PIPE FOR SEWAGE DISPOSAL. |
| DOORS & WINDOW | AS PER SCHEDULE. |
| ELECTRICAL | COPPER WIRE WITH P.V.C. CONDUIT. |

SCHEDULE OF DOORS & WINDOWS :-

| Sl.no. | NO. | SIZE | DESCRIPTION |
|---|---|---|---|
| 1. | D | 1.07M X2.13M | Pannelled single shutter door. |
| 2. | D1 | 0.91MX2.13M | Pannelled single shutter door. |
| 3. | D2 | 0.76MX2.13M | Pannelled single shutter door. |
| 4. | W1 | 1.52MX1.22M | Glazed steel framed window 2. shutt. |
| 5. | W2 | 1.22MX1.22M | Glazed steel framed window 2. shutt. |
| 6. | W3 | 0.91MX1.22M | Glazed steel framed window 2. shutt. |
| 7. | V | 0.61MX0.61M | Top hung steel ventilator. |

SEPTIC TANK CALCULATION:

TOTAL NUMBER OF USER/PERSON = 10
10% EXTRA USER/PERSON = 2
SEPTIC TANK DESIGN FOR 12 USER/PERSON.
VOLUME OF SEPTIC TANK= @ 0.084 cu.m X 12 = 1.008 CUM
SIZE OF SEPTIC TANK = 2.13M x1.22M x1.52M = 3.95 CUM.

WATER TANK CALCULATION-

WATER CONSUMPTION/HEAD/DAY=135 LITRE
TOTAL NUMBER OF USER/PERSON = 10 NOS
10% EXTRA USER/PERSON = 2 NO
WATER TANK DESIGN FOR 12 USER/PERSON.
CAPICITY OF WATER TANK = 1620 LITRE = 1.62 CUM
SIZE OF WATER TANK = 3000L SYNTEX.

JAMSHEDPUR NOTIFIED AREA COMMITTEE JAMSHEDPUR
(Note Statement for Residential Individual Building)

Name of Applicant :-_____
Plot NO:_____ Khata No :-_____
PLOT Area :-_ SE.80 SQM._____ Mauza :-_____ Thana NO :-_____

| Particulars | Existing | Proposed | Total | BUILT UP AREA (FOR F.N.H) |
|---|---|---|---|---|
| Covered Area | | | | |
| (A) Basement Semi Basement | | | | |
| (B) Ground Floor | | 55.48 Sqrs. | 55.48 Sqrs. | 50. Sqrs. |
| (C) 1st Floor | | 55.48 Sqrs. | 55.48 Sqrs. | 55.48 Sqrs. |
| (D) 2nd Floor | | | | |
| (E) 3rd Floor | | | | |
| TOTAL | | 110.96 Sqrs. | 110.33 Sqrs. | 105.48 Sqrs. |

%Ground Coverage = 55.48 / 89.23 X 100 = 62.17 % OF PLOT AREA

F.A.R = 105.48 / 89.23 = 1.18

Signature of applicant

Signature of Licensed Engineer Name & License No.

SCALE :-1:100 | NORTH | SHEET NO. 1/1

DATE :-

SIGNATURE OF ARCHITECT

SIGNATURE ATTORNEY HOLDER/OWNER

A PROPOSED RESIDENTIAL BUILDING OF:-
MR. DAMODAR KUMAR PANDAY
S/O - MR. JANARDAN PANDAY
PLOT NO :- 1452 (PART)
KHATA NO :- 425
VILLAGE :- MANGO
THANA :- GHATSHILA
THANA NO :- 1150
WARD NO :- 05 (N.A.C)
TOWN :- JAMSHEDPUR
DISTRICT :- EAST SINGHBHUM

APPROVED

Building :A (BUILDING)

| Floor Name | Total Built Up Area (Sq.mt.) | Proposed FAR Area (Sq.mt.) Resi. | Total FAR Area (Sq.mt.) | Tnmt (No.) |
|---|---|---|---|---|
| Ground Floor... | 47.60 | 47.60 | 47.60 | 01 |
| First Floor... | 47.60 | 47.60 | 47.60 | 00 |
| Terrace Floor... | 0.00 | 0.00 | 0.00 | 00 |
| Total : | 95.20 | 95.20 | 95.20 | 01 |
| Total Number of Same Buildings | 1 | | | |
| Total : | 95.20 | 95.20 | 95.20 | 01 |

SCHEDULE OF JOINERY:

| BUILDING NAME | NAME | LENGTH | HEIGHT | NOS |
|---|---|---|---|---|
| A (BUILDING) | D2 | 0.76 | 2.13 | 03 |
| A (BUILDING) | D1 | 0.91 | 2.13 | 04 |
| A (BUILDING) | D | 1.06 | 2.13 | 01 |
| Total | - | - | - | 08 |

SCHEDULE OF JOINERY:

| BUILDING NAME | NAME | LENGTH | HEIGHT | NOS |
|---|---|---|---|---|
| A (BUILDING) | V | 0.61 | 1.00 | 03 |
| A (BUILDING) | W | 0.91 | 1.22 | 01 |
| A (BUILDING) | W | 1.22 | 1.22 | 01 |
| A (BUILDING) | W | 1.52 | 1.22 | 06 |
| Total | - | - | - | 11 |

UnitBUA Table for Building :A (BUILDING)

| FLOOR | Name | UnitBUA Type | UnitBUA Area | Carpet Area | No. of Rooms | No. of Tenement |
|---|---|---|---|---|---|---|
| GROUND FLOOR PLAN | SPLIT HOUSE-1 | FLAT | 95.20 | 83.13 | 4 | 1 |
| Total | - | - | 95.20 | 83.13 | 8 | 1 |