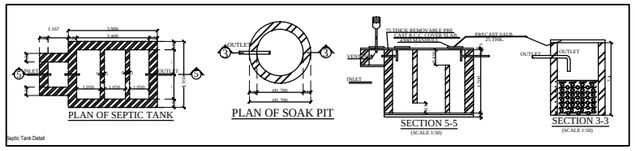

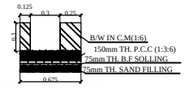

SECTION OF DRAIN
SLOPE OF DRAIN=1:200

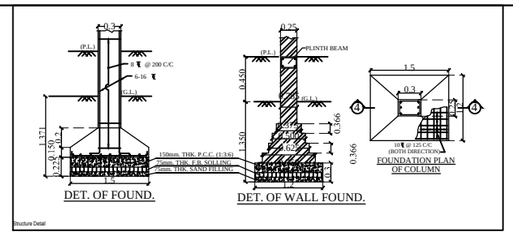

F.A.R AND COVERED AREA CALCULATION (G+4)

S.N	Floor	plinth Area within set back	Balcony	CB	Projection beyond permissible limit	Total Covered Area 3+4+5+6	Lift Well	Fire Stair	Duct	Void	Other if permissible	Total (8+9+10+11+12)	REMARKS for FAR cal. area (7+13)	REMARKS
1	2	3	4	5	6	7	8	9	10	11	12	13	14	15
2	GROUND	223.58	–	–	–	223.58	–	–	–	–	PARKING 198.48	198.48	25.10	
3	I	223.58	33.90	2.11	–	259.59	2.94	–	0.89	–	–	3.83	255.76	
4	II	223.58	33.90	2.11	–	259.59	2.94	–	0.89	–	–	3.83	255.76	
5	III	223.58	33.90	2.11	–	259.59	2.94	–	0.89	–	–	3.83	255.76	
6	IV	223.58	33.90	2.11	–	259.59	2.94	–	0.89	–	–	3.83	255.76	
TOTAL		1117.90	135.60	8.44	–	1261.94	11.76	–	3.56	–	198.48	213.80	1048.14	

PLOT AREA AS/SITE = 445.46 M²
ROAD WIDENING = 22.05 M²
AFTER ROAD WIDENING = 423.41 M²

F.A.R = NET COVERED AREA / PLOT AREA = 1048.14 / 423.41 = **2.48**

% GROUND COVERAGE = COVERED GROUND FLOORX100 / PLOT AREA

% GROUND COVERAGE = 223.58 X 100 / 445.46 = **50.19%**

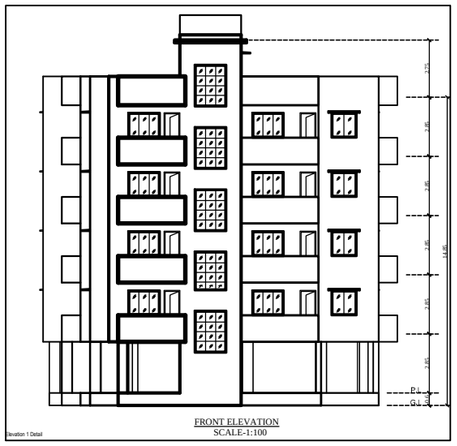

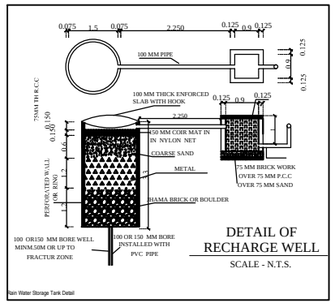

DETAIL OF RECHARGE WELL
SCALE - N.T.S.

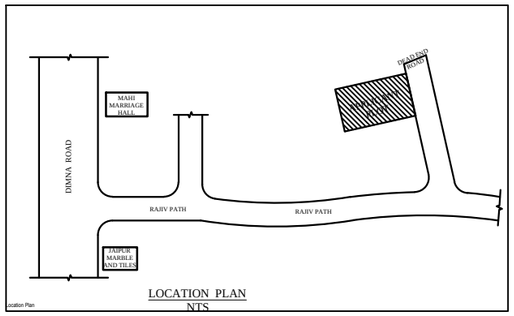

LOCATION PLAN
NTS

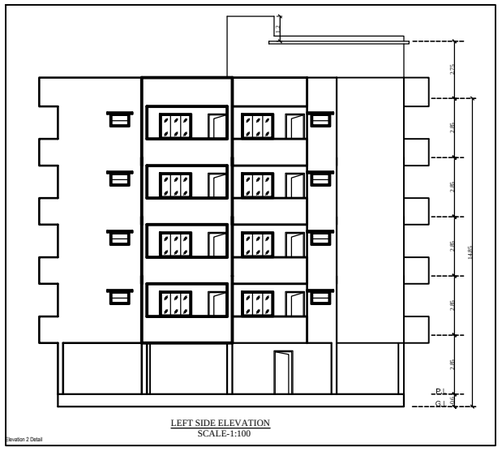

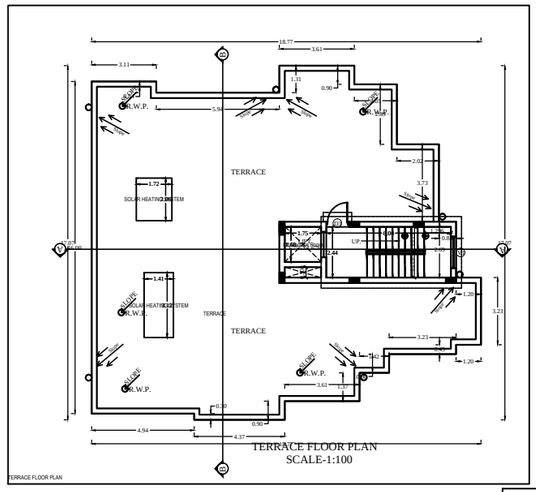

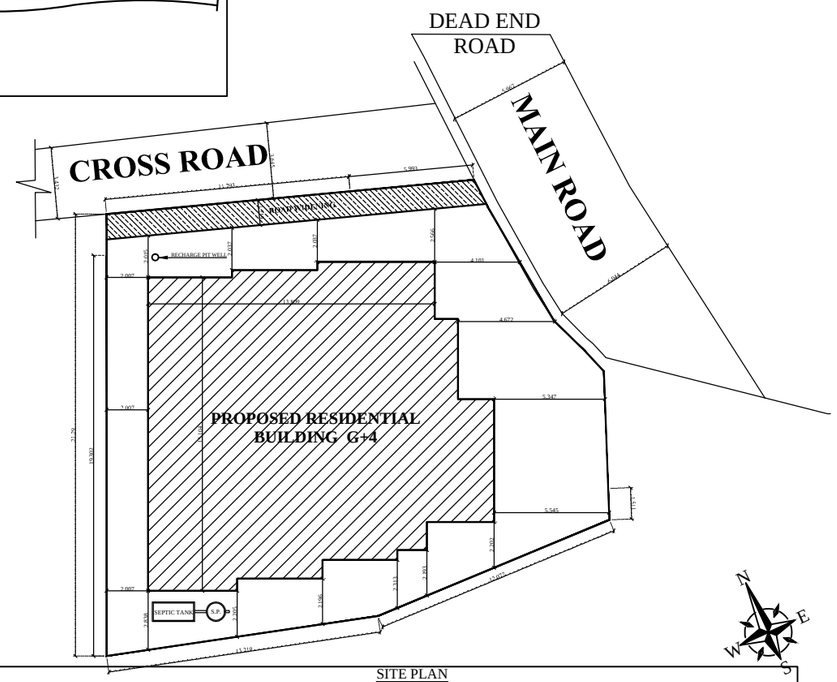

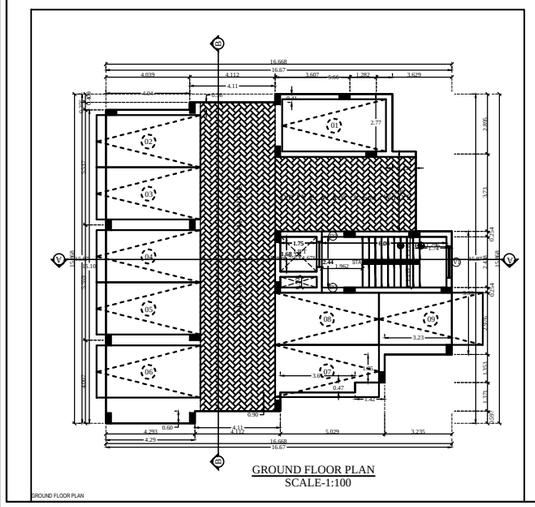

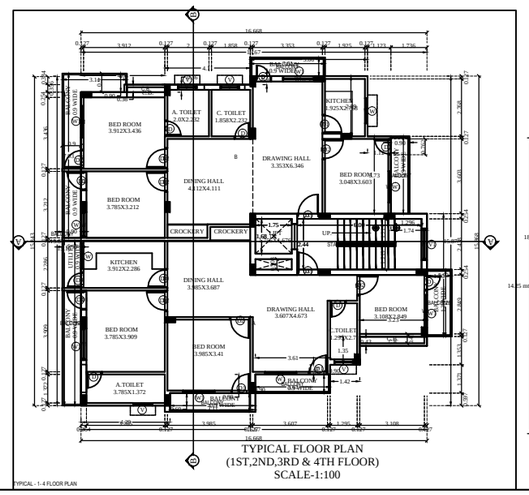

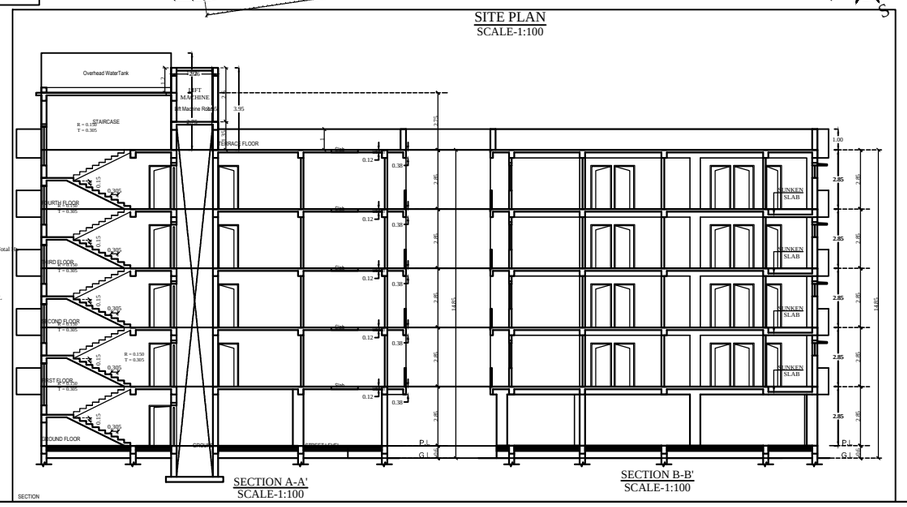

CERTIFICATE

THIS IS TO CERTIFY THAT THE STRUCTURAL DESIGN OF THIS BUILDING WILL BE AS PER IS-1893 & IS -4326-1993 TO MAKE THE SAME EARTH QUAKE RESISTANT.

SPECIFICATION

1. D.P.C 1:2:4 +2 / CICO.
2. COLUMN & FOOTING R.C.C M20
3. BEAMS, SLAB & LINTEL R.C.C M20
4. WALLS:- BRICKWORK IN C.M 1:6.
5. WINDOWS:-FULLY GLAZEDSTEEL CASEMENT.
6. DOORS:-35MM TH. FLUSH DOORS.
7. PLASTER:-1/2" TH. PLASTER ON WALL 1:6.
8. WALL FINISH :-DRY DISTEMPER ON INSIDE SNOWCEM ON OUTSIDE.
9. FLOORING:-INSITU MOSAIC FINISH.
10. WIRING:-CONCEALED COPPER WIRING.

SCHEDULE OF DOORS & WINDOWS

TYPE	WIDTH	HEIGHT	SILL
D	0.762	2.10	0.00
D1	0.914	2.10	0.00
D2	0.991	2.10	0.00
D3	1.067	2.10	0.00
W	1.219	1.20	0.90
WI	1.524	1.20	0.90
V	0.914	0.60	1.50
V1	1.524	AS/SITE	0.60

DRG. No.-		SHEET NO- 1.	
DRAW		DRAWN BY	

ARCHITECT /ENGINEER SIGNATURE

OWNER SIG.

PROJECT TITLE:
PROPOSED RESIDENTIAL APARTMENT BUILDING (G+4) OF OMKARA BUILDERS AND DEVELOPERS PVT.LTD. ON PLOT NO.:2157, KHATA NO. :294, WARD NO.:-10, THANA: GHATSHILA ,THANA NO. :- 16411, VILLAGE:-MANGO

SCALE 1:100	DATE	DRAWN	CHECKED	APPROVED
DRG. NO.				REV. MK.

DESIGN PLUS
Architects. Interiors, Planners
Opp.: Shri Ram Mandir,
Near Premsons Motor
Kanke Road, Ranchi–2