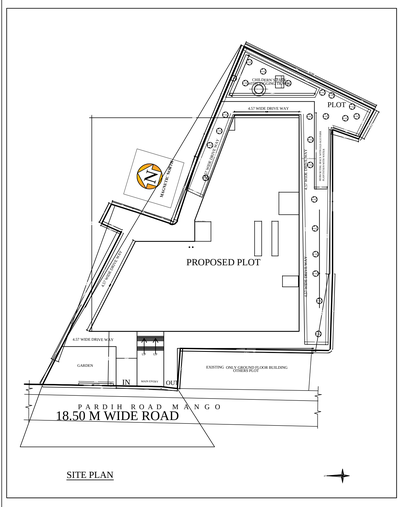

SITE PLAN

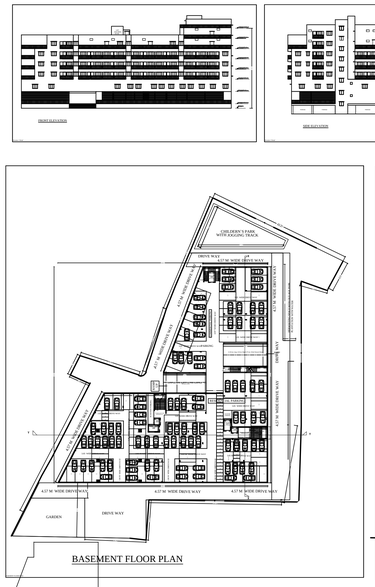

BASEMENT FLOOR PLAN

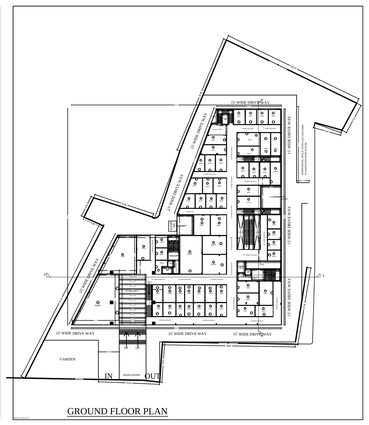

GROUND FLOOR PLAN

FRONT ELEVATION

SIDE ELEVATION

MANGO MUNICIPAL COUNCIL

Form-C

PROJECT DESCRIPTION:

PROPOSED BUILDING

RESIDENTIAL

TOTAL NO. OF UNITS = 72 NOS.

TOTAL COMMERCIAL (VARIES WITH UF ALL FLOORS) 123.38 SQM.=1312 SQF

TOTAL BUILT UP AREA OF ALL FLOORS 7,000.00 SQM.=75,000 SQF

No.of Floors 06 (4 FOR UNITS)

Height of Building 19.00 Mtrs. (Excluding Stair Room, Lift Room, Water Tank)

CONSTRUCTION of Road not 30 Commercial = 250 nos. = 850 Nos.

PARKING:-CALCULATION:-

RESIDENTIAL:-

TOTAL NO. OF FLATS = 72 NOS(1 ENVETIE STUDI) (1/2 UNIT @1 FLR), (2 UNIT@1 FLR)

TOTAL REQUIRED PARKING AREA = 72X 2.5 = 180 SQ.MTR. (193 SQ.MT)

12% EXTRA UNDERPASSAGE = 21.6

TOTAL PERSON = 270 +27 = 297= 4ECS

Extra Number of Person for Commercial(No residential) = 420+300= 522 nos.

PARKING CALCULATION:-

COMMERCIAL:-

TOTAL PARKING AREA REQUIRED FOR COMMERCIAL = (4/3) TF (SF/ 92) M

= (4/3) TF (SF/ 92) M

= (4/3) X 12.0 (1.0NE CAR EX 7.5 X 4.5=27.00 SQ.M)

TOTAL CAR PARKING AREA REQUIRED = 32.00 SQ.M

RESIDENTIAL PARKING CALCULATION:-

TOTAL NO. OF FLATS = 72 NOS(1 ENVETIE STUDI) (1/2 UNIT @1 FLR), (2 UNIT@1 FLR)

So 1 Car Parking Required for Flat Units 1 Bed And Bed Flat (30 sqm)

SO TOTAL NO. OF CAR PARKING REQUIRED = 72

TOTAL AREA = 72 X 12.5 M Bed Flat = 900 Sq.m

EXTRA PARKING

TOTAL CAR PARKING AREA REQUIRED = 312 SQ.M

TOTAL REQUIRED PARKING AREA = 312 + 27.00 = 339 SQ.M

TOTAL REQUIRED PARKING AREA = 312 + 27.00 = 339 = 339 / 25 = 14 Nos.

WATER TANK CALCULATION FOR BUILDING

ENTIRE CONSUMPTION/AMENITIES= 125 LPM

TOTAL NO. OF UNIT(RESIDENTIAL) = 72 NOS. (1 ENVETIE STUDI) = 1 DF, (2 UNIT @1 FLR) = 2 DF, (2 UNIT @1 FLR) = 2 DF, (2 UNIT @1 FLR) = 2 DF, (2 UNIT @1 FLR) = 2 DF, (2 UNIT @1 FLR) = 2 DF, (2 UNIT @1 FLR) = 2 DF

TOTAL NO. OF DF = 1+2+2+2+2+2 = 11 DF

SIZE OF WATER TANK(S) PROVIDED =5.00M x 2.00 M x 3M= = 27.27 cmm

SIZE OF WATER TANK(S) PROVIDED =5.00M x 2.00 M x 3M= = 27.27 cmm

= 54.54 cmm

COMMERCIAL

SEPTIC TANK CALCULATION

TOTAL NO. OF UNIT(COMMERCIAL) = 12 NOS.

SEPTIC TANK CAPACITY = 1.5 X 12 = 18 CUBIC M

SIZE OF SEPTIC TANK PROVIDED = 6.00 X 2.75M X 2.75M= 35.25 cum

RESIDENTIAL

SEPTIC TANK CALCULATION

TOTAL NO. OF UNIT(RESIDENTIAL) = 72 NOS.(1 ENVETIE STUDI) (1/2 UNIT @1 FLR), (2 UNIT@1 FLR)

TOTAL NUMBER OF UNIT(RESIDENTIAL) = 72NOS.=270 NOS.

12% EXTRA UNDERPASSAGE = 32.4

TOTAL PERSON = 270 +32.4 = 302.4=302.4Nos.=4X 75= 301.5 cum

SIZE OF SEPTIC TANK PROVIDED = 6.00X 2.75 M X 2.75 M= 35 cum

GENERAL SPECIFICATION:-

FOUNDATION	CLAY CHAMBER CONNECTS IN PAR-PERIPHERAL STRUCTURAL MEMBERS, COLUMN FOOTING, COLUMN STRIPS, STRUCTURAL RAFTS
SUPER STRUCTURE	R.C.C. FULL FRAME WITH RCC PLAIN FOR, GENERAL, RCC FOR SLAB, BEAM, COLUMN, STAIRCASE, R.C.C. WORK AS PER STRUCTURAL DESIGN, BRICKS WORK WITH CEMENT MORTAR
FLOOR	CERAMIC TILES/VITRIFIED TILES
INTERNAL FINISH	PLASTER WITH CEMENT MORTAR 1:4
SANITARY	CHINAWARE COLOUR WITH SANITARY WARE FITTINGS OF REPUTED MAKE
ELECTRICAL WIRING	CONCEALED WIRING WITH ISI MARK WIRES
ELEVATION	EXTERNAL WALL WITH CEMENT PAINT

SCHEDULE OF DOORS & WINDOWS :-

D1	1	1.0M X 2.1M	Hardwood single leaf door
D2	30	0.75M X 2.1M	Hardwood single leaf door
D3	30	0.75M X 2.1M	Hardwood single shutter door
D4	12	0.75M X 2.1M	Hardwood single shutter door
W1	6	1.50M X 1.05M	Glass sash frame window c. sash
W2	6	1.20M X 1.05M	Glass sash frame window c. sash
W3	6	0.90M X 1.05M	Glass sash frame window c. sash
W4	6	0.60M X 1.05M	Glass sash frame window c. sash

PROPOSED : COMMERCIAL CUM RESIDENTIAL BUILDING OF :-

ADITYA FORMATIVES

AJAY KUMAR AGARWAL

WARD NO.- 28

THANA NO.- 3442

KHATA NO.- 781

KHEWAT NO.- 2276,3276/5,3276/5,3276/2

NEW PURULIA ROAD, NEAR SAWAIT MOCHAN MANDIR

SHEET NO. 1/1

SIGNATURE OF ARCHITECT

SIGNATURE - ATTORNEY HOLDER/OWNER

APPROVED AUTHORITY

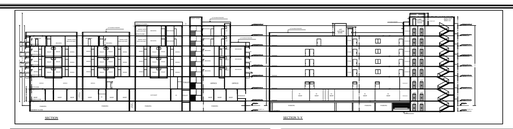

SECTION

DESCRIPTION

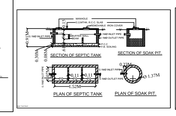

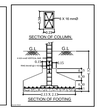

1ST FLOOR PLAN

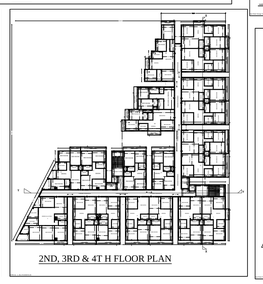

2ND, 3RD & 4T H FLOOR PLAN

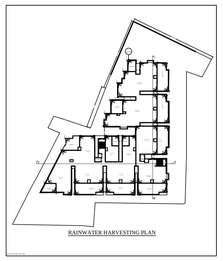

RAINWATER HARVESTING PLAN

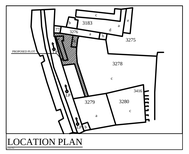

LOCATION PLAN

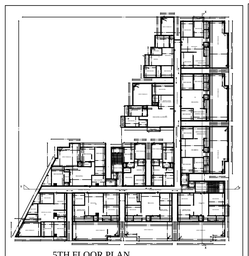

5TH FLOOR PLAN

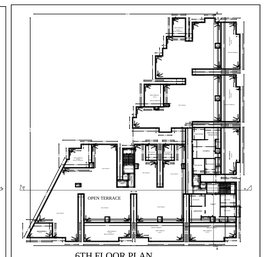

6TH FLOOR PLAN

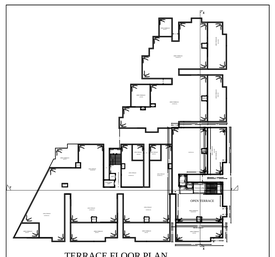

TERRACE FLOOR PLAN

GENERAL SPECIFICATION:-

FOUNDATION	CLAY CHAMBER CONNECTS IN PAR-PERIPHERAL STRUCTURAL MEMBERS, COLUMN FOOTING, COLUMN STRIPS, STRUCTURAL RAFTS
SUPER STRUCTURE	R.C.C. FULL FRAME WITH RCC PLAIN FOR, GENERAL, RCC FOR SLAB, BEAM, COLUMN, STAIRCASE, R.C.C. WORK AS PER STRUCTURAL DESIGN, BRICKS WORK WITH CEMENT MORTAR
FLOOR	CERAMIC TILES/VITRIFIED TILES
INTERNAL FINISH	PLASTER WITH CEMENT MORTAR 1:4
SANITARY	CHINAWARE COLOUR WITH SANITARY WARE FITTINGS OF REPUTED MAKE
ELECTRICAL WIRING	CONCEALED WIRING WITH ISI MARK WIRES
ELEVATION	EXTERNAL WALL WITH CEMENT PAINT

SCHEDULE OF DOORS & WINDOWS :-

D1	1	1.0M X 2.1M	Hardwood single leaf door
D2	30	0.75M X 2.1M	Hardwood single leaf door
D3	30	0.75M X 2.1M	Hardwood single shutter door
D4	12	0.75M X 2.1M	Hardwood single shutter door
W1	6	1.50M X 1.05M	Glass sash frame window c. sash
W2	6	1.20M X 1.05M	Glass sash frame window c. sash
W3	6	0.90M X 1.05M	Glass sash frame window c. sash
W4	6	0.60M X 1.05M	Glass sash frame window c. sash

PROPOSED : COMMERCIAL CUM RESIDENTIAL BUILDING OF :-

ADITYA FORMATIVES

AJAY KUMAR AGARWAL

WARD NO.- 28

THANA NO.- 3442

KHATA NO.- 781

KHEWAT NO.- 2276,3276/5,3276/5,3276/2

NEW PURULIA ROAD, NEAR SAWAIT MOCHAN MANDIR

SHEET NO. 1/1

SIGNATURE OF ARCHITECT

SIGNATURE - ATTORNEY HOLDER/OWNER

APPROVED AUTHORITY