Project Title: MR. DILIP KR. SINGH

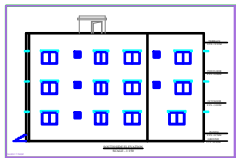

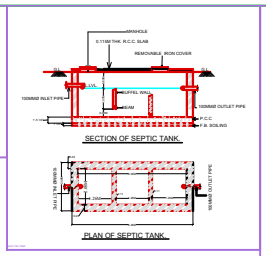

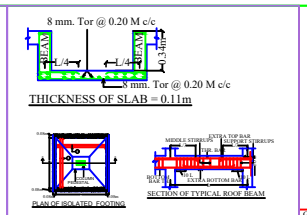

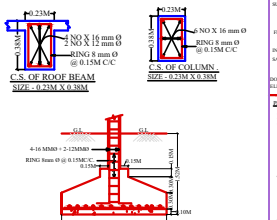

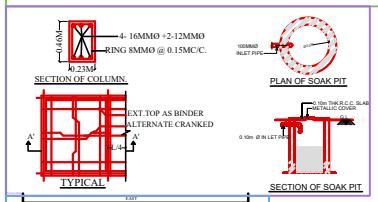

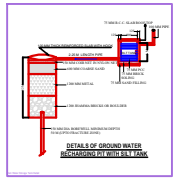

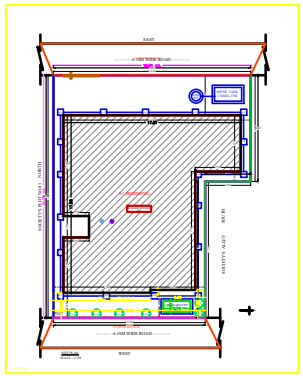

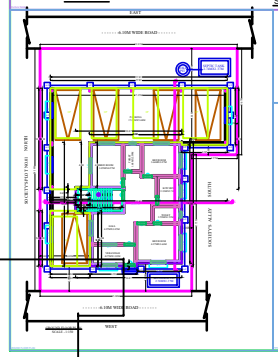

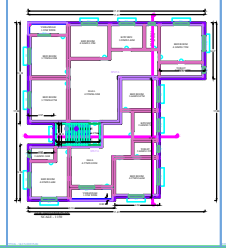

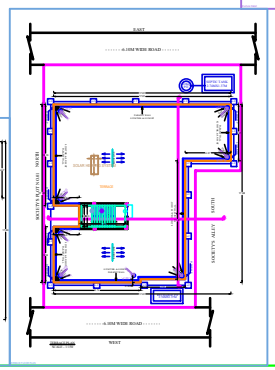

NOTE:- ALL EXTERNAL OPENINGS MAY CHANGE AS PER ELEVATION DETAILS.

SCHEDULE OF OPENINGS

SL.NO.	MKD.	SIZE	DESCRIPTION
1	D	1.07 M X 2.13M	Panelled single shutter door.
2	D1	0.91 M X 2.13M	Panelled single shutter door.
3	D2	0.76 M X 2.13M	Panelled single shutter door.
4	W	1.52 M X 1.22 M	Panelled single shutter door.
5	W1	1.22 M X 1.22 M	Panelled single shutter door.
6	W2	0.91 M X 1.22 M	Panelled single shutter door.
7	V	0.61M X 0.61M	Top hung steel ventilator.

GENERAL SPECIFICATION :-

FOUNDATION : PLAIN CEMENT CONCRETE AS PER DESIGN.
: R.C.C. COLUMN FOOTING & COLUMN AS PER STRUCTURAL DESIGN.

SUPER STRUCTRE : R.C.C. COLUMN AND BEAM AS PER STRUCTURAL DESIGN.
: 0.20M THK. EXTERNAL WALL & 0.10M THK. PARTITION WALL : IN CEMENT MORTAR.
: R.C.C. ROOF SLAB AS PER STRUCTURAL DESIGN.

FLOOR : I.P.S FLOORING ON P.C.C. BED ALL OVER FLOOR

INTERNAL FINISH : WHITE WASHING OVER CEMENT PLASTER

SANITARY : VITROUS CHAINA SANITARY WARE
: G.I. PIPE WATER SUPPLY.
: C.I. PIPE SOIL DISPOSAL.

DOORS & WINDOWS : AS PER SCHEDULE.

ELECTRICAL : COPPER CONDUCTOR WITH P.V.C. CONDUIT.

PROPOSED RESIDENTIAL BUILDING FOR :-

MR.DILIP KR. SINGH S/O MRVYAS NARAYAN SINGH
VIKASH KUMAR SINGH S/O MR.DILIP SINGH

PLOT NO. : 1492 ,111A (New)
KHATA NO. : 271 (New)
P.S. : M.G.M. MANGO
THANA NO. : 1643
MAUZA : DIMNA
WARD NO. : 09
DISTRICT : EAST SINGHBHUM

ALL FLOOR PLAN SECTION & ELEVATION DRG.

SIGNATURE OF ARCHITECT / ENGINEER

SCALE : 1:150, 1:150

SHEET NO.- 1 OF 1

SIGNATURE OF OWNER

APPROVED AUTHORITY

Area Statement
Building Use
Plot Use
Plot/Sub Plot No.
Khata No.
Plot Area
Building Status
Date
For
Grid
Area Statement(BBMP)
Version
Terms & Conditions
1	Area of Plot (Min.)	M	0.00
2	Net Area of Plot	M	0.00
3	Road Widening Area	M	0.00
4	Total Extent of the Site	M	0.00
5	Extent of Site considered for Calculation	M	0.00
6	Proposed Building(s)	M	0.00
7	Existing Building(s)	M	0.00
8	Proposed Coverage Area (Not to exceed 50% of Item 5)	M	0.00
9	Achievable Coverage Area	M	0.00
10	Balance Coverage Area Left	M	0.00
11	Maximum Permissible Height	M	0.00
12	Maximum Permissible Coverage Area	M	0.00
13	Proposed Coverage Area	M	0.00
14	Achieved Coverage Area	M	0.00
15	Balance Coverage Area Left	M	0.00
16	Maximum Permissible F.A.R.		0.00
17	Proposed F.A.R.		0.00
18	Achieved F.A.R.		0.00
19	Balance F.A.R.		0.00
20	Maximum Permissible Residential Component F.A.R.		0.00
21	Achieved Residential Component F.A.R.		0.00
22	Balance Residential Component F.A.R.		0.00
23	Maximum Permissible Commercial Component F.A.R.		0.00
24	Achieved Commercial Component F.A.R.		0.00
25	Balance Commercial Component F.A.R.		0.00
26	Maximum Permissible Ground Coverage	M	0.00
27	Achieved Ground Coverage	M	0.00
28	Balance Ground Coverage	M	0.00
29	Maximum Permissible Height	M	0.00
30	Achieved Height	M	0.00
31	Balance Height	M	0.00
32	Maximum Permissible Number of Floors		0.00
33	Achieved Number of Floors		0.00
34	Balance Number of Floors		0.00
35	Maximum Permissible Dwelling Units		0.00
36	Achieved Dwelling Units		0.00
37	Balance Dwelling Units		0.00
38	Maximum Permissible Tenements		0.00
39	Achieved Tenements		0.00
40	Balance Tenements		0.00
41	Maximum Permissible Parking Area	M	0.00
42	Achieved Parking Area	M	0.00
43	Balance Parking Area	M	0.00
44	Maximum Permissible Parking Units		0.00
45	Achieved Parking Units		0.00
46	Balance Parking Units		0.00

COLOUR INDEX

- PROPOSED WORK (COLOUR INDEX)
- EXISTING (To be retained)
- EXISTING (To be demolished)

Date Value:

PARKING CALCULATION:

Parking Area	Type	Car Area	Car Units
Parking Area	Car Parking	0.00	0.00
Total Car Parking Units			0.00

UNITS DETAIL:

Unit Type	Carpet Area	No. of Units	Total Carpet Area	Total Units
Residential	0.00	0.00	0.00	0.00

FAR & Tenement Details Table for 1

Block	No. of Units	Total Built Up Area	Deduct Parking Area	Deduct Resi. Component	Deduct Comm. Component	Net Built Up Area	Total Deduct
Residential	0.00	0.00	0.00	0.00	0.00	0.00	0.00
Grand Total:	0.00	0.00	0.00	0.00	0.00	0.00	0.00

Building A (RESIDENTIAL)

Floor Name	Total Built Up Area (Sq.mt.)	Deduct Parking Area (Sq.mt.)	Deduct Resi. Component (Sq.mt.)	Deduct Comm. Component (Sq.mt.)	Net Area (Sq.mt.)
Ground Floor	0.00	0.00	0.00	0.00	0.00
First Floor	0.00	0.00	0.00	0.00	0.00
Second Floor	0.00	0.00	0.00	0.00	0.00
Third Floor	0.00	0.00	0.00	0.00	0.00
Total:	0.00	0.00	0.00	0.00	0.00

SCHEDULE OF JOINERY:

Name	Qty.	Length	Height	Nos
D	1	1.07	2.13	1
D1	1	0.91	2.13	1
D2	1	0.76	2.13	1
Total :				3

SCHEDULE OF JOINERY:

Name	Qty.	Length	Height	Nos
W	1	1.52	1.22	1
W1	1	1.22	1.22	1
W2	1	0.91	1.22	1
Total :				3

Name	Qty.	Length	Height	Nos
V	1	0.61	0.61	1
Total :				1