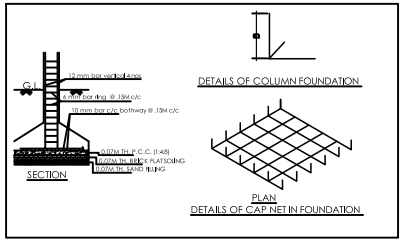

Structure Detail

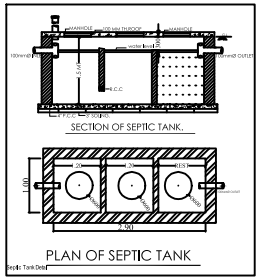

Septic Tank Detail

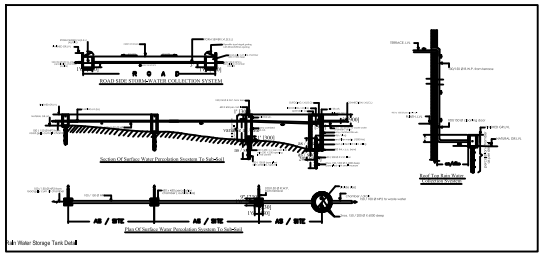

Rain Water Storage Tank Detail

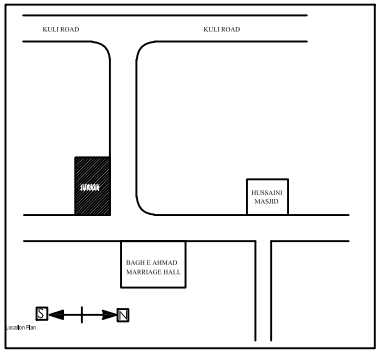

Location Plan

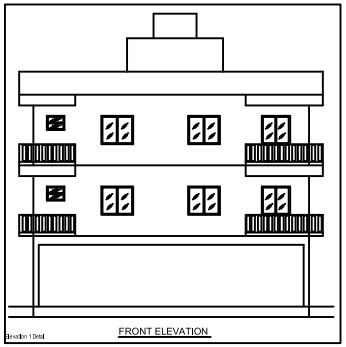

Elevation 1 Detail

FRONT ELEVATION

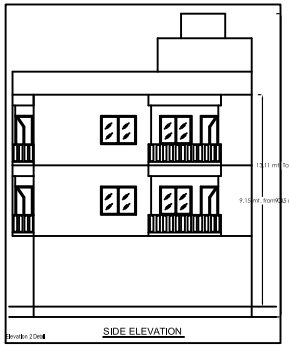

Elevation 2 Detail

SIDE ELEVATION

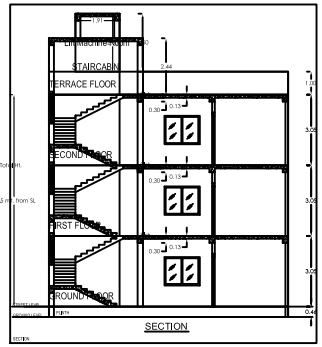

SECTION

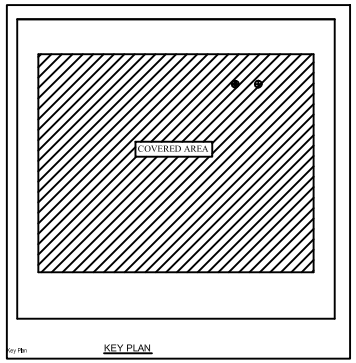

Key Plan

KEY PLAN

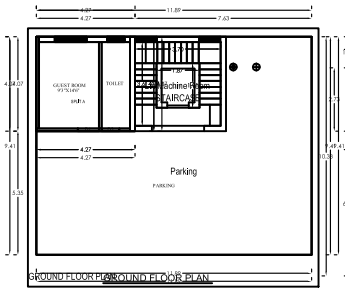

GROUND FLOOR PLAN

GROUND FLOOR PLAN

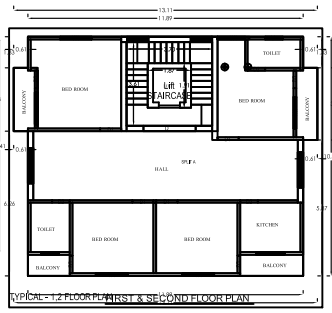

TYPICAL - 1,2 FLOOR PLAN

FIRST & SECOND FLOOR PLAN

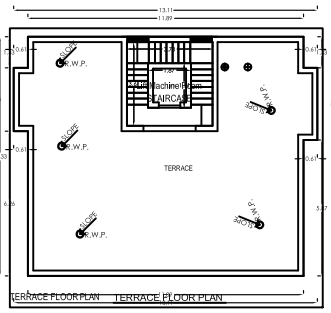

TERRACE FLOOR PLAN

TERRACE FLOOR PLAN

SPECIFICATION

SL.NO	NAME	DETAILS
1)	FOUNDATION	R.C.C COLUMN FOOTING/RAFT AS PER DESIGN
2)	SUPER STRUCTURE	FIRST CLASS B/W IN C:M(1:6) FOR 225mm & C.M(1:4) FOR 112.5 MM
3)	FLOORING	0.025 mt I.P.S FLOORING OVER 0.015mt DRY REAMED KHOA OVER 0.075mt B/B SOLING OVER LOCAL SAND FILLING.
4)	LINTEL	150mm R.C.C LINTEL PROVIDED OVER DOOR & WINDOWS.
5)	ROOF	R.C.C ROOF SLAB WITH REQUIRED THICKNESS AS PER STRUCTURAL DESIGN.
6)	TERRACE	PROVIDE 254mm MUD FUSCA TREATMENT WITH BRICK ON EDGE. SOLING OVER LOCAL SAND FILLING FINISHED WITH P.C.C OVER R.C.C TERRACE ROOF FOR HEAT INSULATION & WATER PROOFING.
7)	PLASTER	INNER & OUTER WALL PLASTERED IN C:M(1:6) & (1:4) & TWO COATS OF WHITE WASH OUT SIDE ONLY.

SCHEDULE OF DOOR & WINDOW

TYPE	WIDTH	HT.	SILL	DESCRIPTION
D	1.02	2.1	0	WOODEN FLUSH DOOR
D1	0.91	2.1	0	WOODEN FLUSH DOOR
D2	0.76	2.1	0	
W	1.22	2.1	0.91	
W1	0.91	2.1	0.91	
V	0.61	2.1	1.52	

REPRESENTATIVE	SIGNATURE
NAME : 1) Mr. SOHAIL KHAN 2) Mr. SHADAB KHAN S/O : LATE AHMAD KHAN	

PLOT NO : 449
KHATA NO : 465
THANA NO: 1641
MOUZA: PARDIH
JAMSHEDPUR

PLANNER	TITLE- ARCHITECTURAL PLAN FRONT ELEVATION SIDE ELEVATION SECTION'S TYPICAL FLOOR PLAN LOCATION MAP	SH .NO-1

J E A E

OFFICER

A (SOHAIL KHAN SHADAB KHAN)