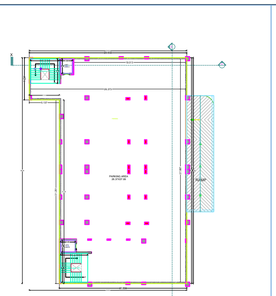

BASEMENT
BLOCK-A

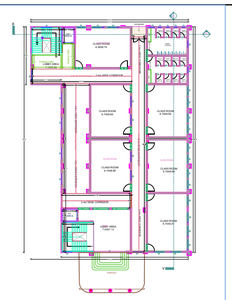

GROUND FLOOR
BLOCK-A

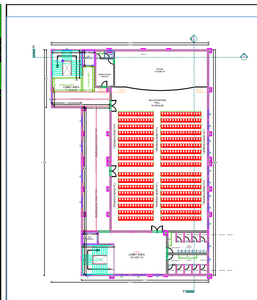

THIRD FLOOR
BLOCK-A

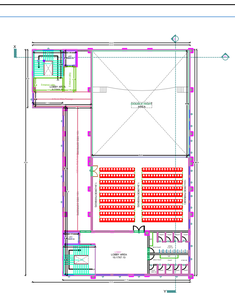

FOURTH FLOOR
BLOCK-A

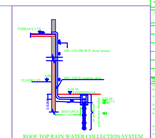

ROOF TOP RAIN WATER COLLECTION SYSTEM
SCALE 1:50

PLAN OF FOUNDATION

SECTION OF FOUNDATION

SCHEDULE OF DOORS & WINDOWS

TYPE	DOOR HEIGHT	WINDOW HEIGHT	SILL HT.	LINTEL HEIGHT	NO'S	REMARKS		
						P.V.C.	P.V.C.	P.V.C.
D1	2.1 M	0.9 M	00	2.1 M	4	0	4	0
D2	2.1 M	0.75 M	00	2.1 M	4	0	4	0
D	2.1 M	1.0 M	00	2.1 M	5	1	3	1
W1	2.1 M	1.52 M	0.9 M	2.1 M	5	0	5	0
W2	2.1 M	1.0 M	0.9 M	2.1 M	2	0	2	0
V1	2.1 M	1.22 M	1.52 M	2.1 M	2	0	2	0

GENERAL SPECIFICATION

1) FOUNDATION :- 1:5:10 PLAIN CONCRETE FOUNDATION WITH 40 MM THICK BLACK BASALT STONE AGGREGATE.
2) ROOF TOP :- 1:2:4 PLAIN CONCRETE, 150 MM THICK RCC ROOF SLAB WITH 12 MM THICK BLACK BASALT STONE AGGREGATE.
3) WALL :- 230 MM THICK BLACK BASALT STONE AGGREGATE RUBBLE MASONRY IN CM 1:6 MORTAR.
4) BRICK WORK :- 230 MM THICK BLACK BASALT STONE AGGREGATE RUBBLE MASONRY IN CM 1:6 MORTAR.
5) PLASTERING :- 12 MM THICK PLASTER IN CM 1:6 MORTAR.
6) FLOORING :- 25 MM THICK BLACK BASALT STONE AGGREGATE FLOORING IN CM 1:4 MORTAR.
7) SANITARY :- 1 NOS. WESTERN COMMOD WITH FLUSH TANK, 1 NOS. WASH BASIN WITH TAP.
8) ELECTRICAL :- 4 POINTS FOR LIGHT, 2 POINTS FOR FAN, 1 POINT FOR EXHAUST FAN, 1 POINT FOR TUBE LIGHT, 1 POINT FOR CALLING BELL, 1 POINT FOR TV, 1 POINT FOR WATER PUMP, 1 POINT FOR WATER LEVEL INDICATOR, 1 POINT FOR EXHAUST FAN, 1 POINT FOR CEILING FAN, 1 POINT FOR WATER LEVEL INDICATOR, 1 POINT FOR TUBE LIGHT, 1 POINT FOR CALLING BELL, 1 POINT FOR TV, 1 POINT FOR WATER PUMP