PRODUCED BY AN AUTODESK EDUCATIONAL PRODUCT

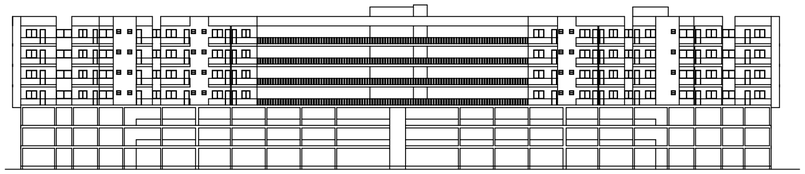

FRONT ELEVATION

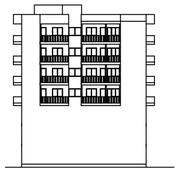

SIDE ELEVATION

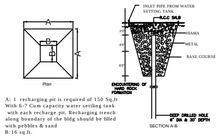

A: 1 recharging pit is required of 150 Sq.ft
With 67.5 cu.m capacity water settling tank
with such one recharge pit. Recharging trench
along boundary of the bldg should be filled
with pebbles & sand
B: 16 sq.ft.

WATER HARVESTING DETAILS

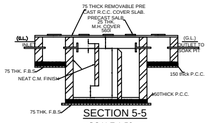

SECTION 5-5

SCALE 1:50

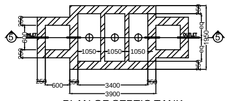

PLAN OF SEPTIC TANK

SCALE 1:50

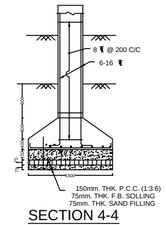

SECTION 4-4

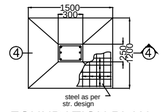

FOUNDATION PLAN

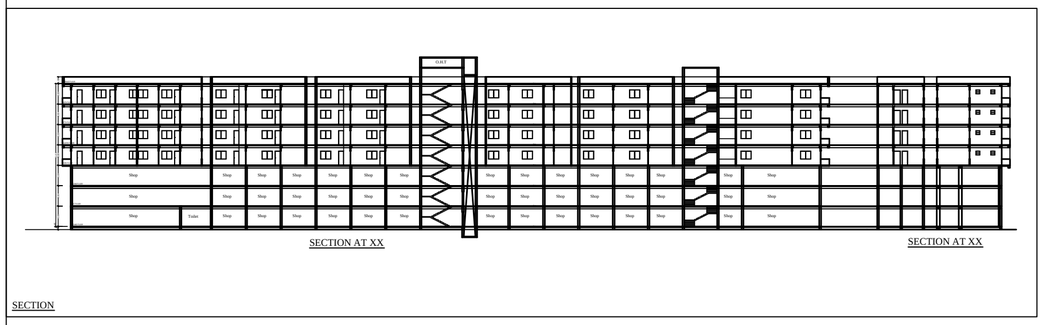

SECTION

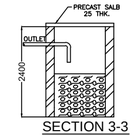

SECTION 3-3

(SCALE 1:50)

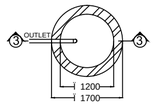

PLAN OF SOAK PIT

SCALE 1:50

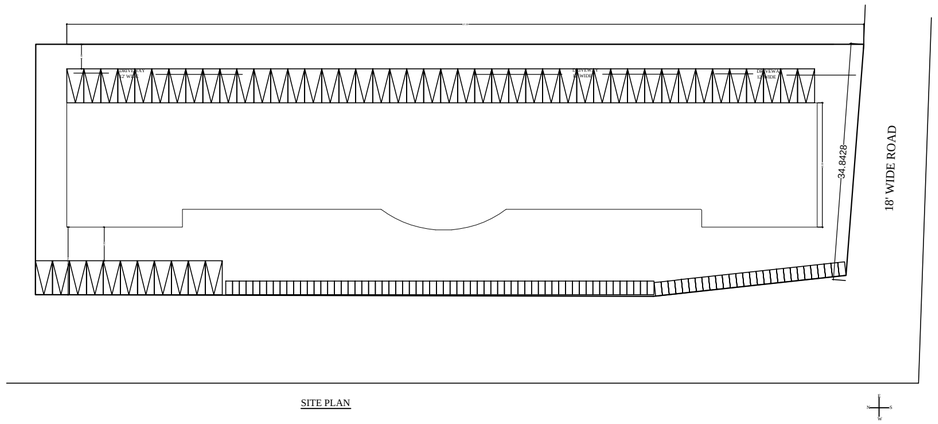

SITE PLAN

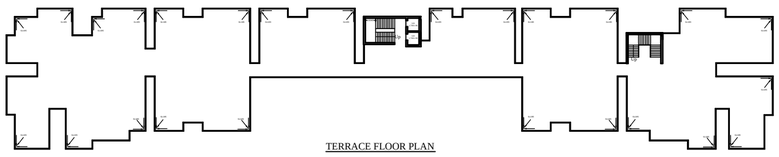

TERRACE FLOOR PLAN

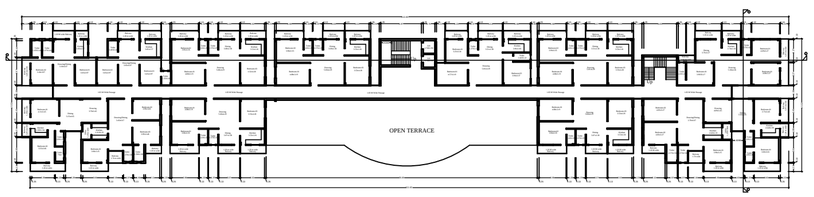

3rd FLOOR PLAN

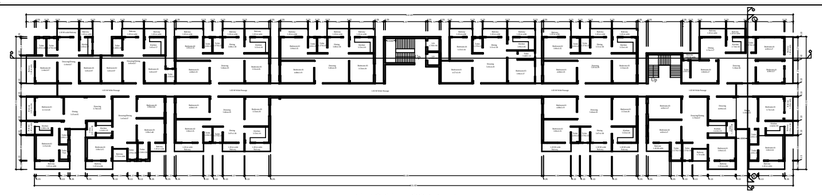

4th TO 6th FLOOR PLAN

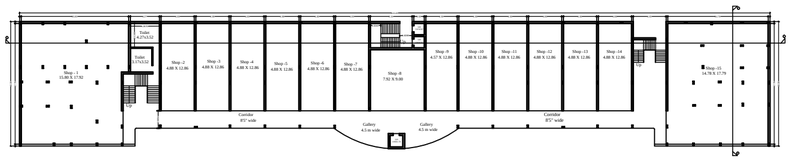

GROUND FLOOR PLAN

FIRST AND SECOND FLOOR PLAN

S P E C I F I C A T I O N

1. FOUNDATION : R.C.C. FOUNDATION AS PER STRUCTURAL DESIGN
2. 75 TH SAND FILLING IN FOUNDATION TRENCHES.
3. 75 TH BRICK FLAT SOILING OVER SAND FILLING.
4. 125 MM TH. CEM. CONC. (1 : 2 : 6) IN FOUNDATION TRENCHES
5. 1 ST CLASS BRICK WORK IN CEM. MORTAR (1 : 6) IN FOUNDATION
6. 25 MM TH. DAMP PROOF COURSE AT PLINTH LEVEL
7. 250 MM TH. 1ST 7. CLASS BRICKWORK IN CEM. MORTAR (1:6)
8. R.C.C LINTELS CHAJJA IN CEM. MORTAR (1 :2 : 4)
9. 25 MM IN R. C. C. SHELVES IN CEM. MORTAR (1 : 2: 4)
10. R.C. C. BEAMS IN CEM. MORTAR (1:2 : 4)
11. 100 MM TH. R.C.C. SHELVES IN CEM. MORTAR (1: 2 : 4)
12. 250 X 20 X 6 IRON HOLDFAST FIXED WITH CEM. MORTAR (1:2:4)
13. 65 X 125 SALWOOD CHOWKHATS/ STEEL FOR ALL DOORS WINDOWS
14. 30 MM GAMBHAR WOOD/ STEEL WINDOW SHUTTER FULLY PANELLED
15. 25 MM TH. GAMBHAR WOOD WINDOW SHUTTER GLAZED
16. 125 MM TH. CEM. PLASTER (1:6) OVER EXTERNAL SURFACE OF THE WALL
17. 25MM TH. CEM. PLASTER (1:6) OVER INTERNAL SURFACE OF THE WALL

SCHEDULE OF OPENINGS(in millimeters)

S.NO.	TYPE	WIDTH	HEIGHT	SILL	DESCRIPTION
1	D	1200	2100	-	SINGLE PANELLED T.W. DOOR
2	D1	1050	2100	-	"
3	D2	750	2100	-	"
4	W	1500	2100	900	STEEL FRAME GLAZED OPENABLE WINDOW
5	W1	1200	1200	-	"
6	V	900	450	2300	STEEL FRAME GLAZED OPENABLE VENTILATOR
7	SW	1200	1200	AS PER SECTION	STEEL FRAME GLAZED OPENABLE VENTILATOR

AREA STATEMEMT

AS PER DEED, PLOT AREA	= 121.42 sqm
AS PER SITE, PLOT AREA	= 120.69 sqm
ROAD WIDENING AREA	= 07.22 sqm
NET PLOT AREA	= 113.47 sqm
BUILT UP AREA ON GROUND FLOOR	= 73.20 sqm
BUILT UP AREA ON FIRST FLOOR	= 75.19 sqm
BUILT UP AREA ON SECOND FLOOR	= 76.17 sqm
TOTAL BUILT UP AREA	= 224.56 sqm

F.A.R. = 224.56 /120.69 = 1.86

GROUND COVERAGE = (73.20/113.47) X100 = 64.51%

PROPOSED RESIDENTIAL BUILDING OF **JAYANT AGARWAL**, S/O **PROPHULLO AGARWAL**,
VILLAGE - NAGAR PALIKA CHAIBASA, KHATA NO. - 273 ,
THANA - ....., THANA NO. - ....., R.S.PLOT NO. - 81,
SUB PLOT NO. - ....., DIST. - CHAIBASA, JHARKHAND

N

File Path	Date	Drawn by	Sheet no.
	06-03-20	RAJLAXMI	1/1

OWNER

MOB. NO.-

ARCH./Er.

MOB. NO.-

PRODUCED BY AN AUTODESK EDUCATIONAL PRODUCT

PRODUCED BY AN AUTODESK EDUCATIONAL PRODUCT

PRODUCED BY AN AUTODESK EDUCATIONAL PRODUCT