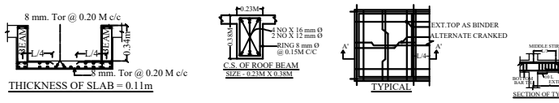

THICKNESS OF SLAB = 0.11m

C.S. OF ROOF BEAM
SIZE - 0.23M X 0.38M

TYPICAL

SECTION OF TYPICAL ROOF BEAM

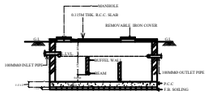

SECTION OF SEPTIC TANK

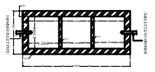

PLAN OF SEPTIC TANK

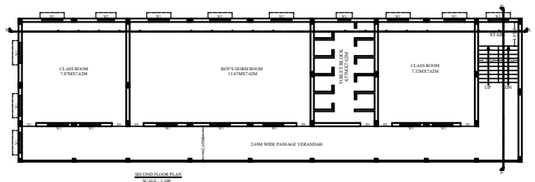

SECOND FLOOR PLAN
SCALE - 1:100

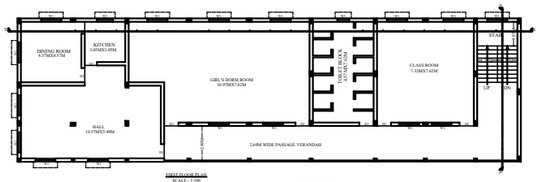

FIRST FLOOR PLAN
SCALE - 1:100

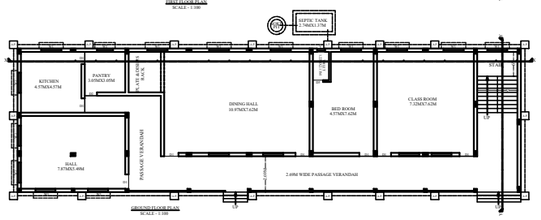

GROUND FLOOR PLAN
SCALE - 1:100

C.S. OF COLUMN
SIZE - 0.23M X 0.23M

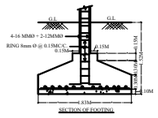

SECTION OF FOOTING

PLAN OF ISOLATED FOOTING

PLAN OF SOAK PIT

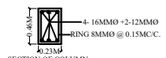

SECTION OF COLUMN.

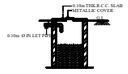

SECTION OF SOAK PIT

NOTE:- ALL EXTERNAL OPENINGS MAY CHANGE AS PER ELEVATION DETAILS.

SCHEDULE OF OPENINGS

SL.NO.	MARK	SIZE	DESCRIPTION
1	D1	1.22 M X 2.13M	Panelled single shutter door.
2	D2	0.91 M X 2.13M	Panelled single shutter door.
3	D3	0.76 M X 2.13M	Panelled single shutter door.
4	W1	1.52 M X 1.22 M	Panelled single shutter door.
5	W2	1.22 M X 1.22 M	Panelled single shutter door.
6	W3	0.91 M X 1.22 M	Panelled single shutter door.
7	V	0.61M X 0.61M	Top hung steel ventilator.

GENERAL SPECIFICATION :-

FOUNDATION	: PLAIN CEMENT CONCRETE AS PER DESIGN. : R.C.C. COLUMN FOOTING & COLUMNS AS PER STRUCTURAL DESIGN.
SUPER STRUCTRE	: R.C.C. COLUMN AND BEAM AS PER STRUCTURAL DESIGN. : 0.23M THK. EXTERNAL WALL & 0.15M THK. PARTITION WALL IN CEMENT MORTAR. : R.C.C. ROOF SLAB AS PER STRUCTURAL DESIGN.
FLOOR	: LP IN FLOORING ON P.C.C. BED ALL OVER FLOOR
INTERNAL FINISH	: WHITE WASHING OVER CEMENT PLASTER
SANITARY	: VITROUS CHAINA SANITARY WARE : G.I. PIPE WATER SUPPLY. : C.I. PIPE FOR DISPOSAL.
DOORS & WINDOWS	: AS PER SCHEDULE.
ELECTRICAL	: COPPER CONDUCTOR WITH P.V.C. CONDUIT.

PROPOSED RESIDENTIAL BUILDING FOR :-

SHRISHTI KUMARI W/O RAVI RANJAN KUMAR

PLOT NO.	: 90/1780
KHATA NO.	: 232
P.S.	: KANDRA
THANA NO.	: 45
MAUZA	: KANDRA
HALKA NO.	: 06
DISTRICT	: SERAIKELLA KHARSAWAN

ALL FLOOR PLAN SECTION & ELEVATION DRG.

SIGNATURE OF ARCHITECT / ENGINEER

SCALE 1:100, 1:100 | SHEET NO.- 1 OF 1

SIGNATURE OF OWNER

APPROVED AUTHORITY

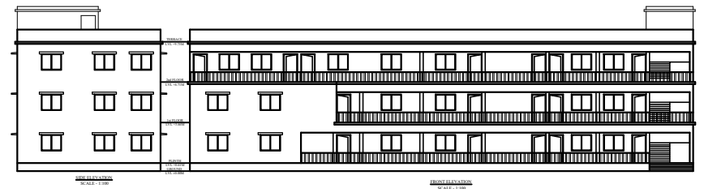

FRONT ELEVATION
SCALE - 1:100

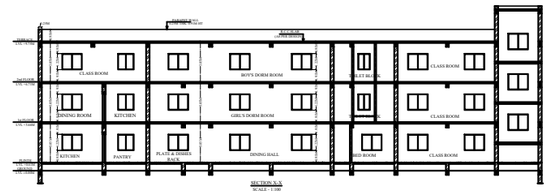

SECTION X-X
SCALE - 1:100

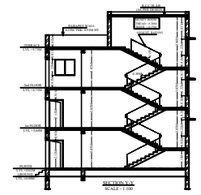

SECTION Y-Y
SCALE - 1:100

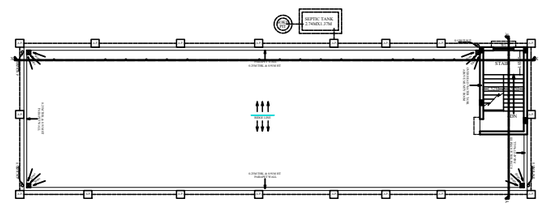

GENERAL SPECIFICATION :-

FOUNDATION	: PLAIN CEMENT CONCRETE AS PER DESIGN. : R.C.C. COLUMN FOOTING & COLUMNS AS PER STRUCTURAL DESIGN.
SUPER STRUCTRE	: R.C.C. COLUMN AND BEAM AS PER STRUCTURAL DESIGN. : 0.23M THK. EXTERNAL WALL & 0.15M THK. PARTITION WALL IN CEMENT MORTAR. : R.C.C. ROOF SLAB AS PER STRUCTURAL DESIGN.
FLOOR	: LP IN FLOORING ON P.C.C. BED ALL OVER FLOOR
INTERNAL FINISH	: WHITE WASHING OVER CEMENT PLASTER
SANITARY	: VITROUS CHAINA SANITARY WARE : G.I. PIPE WATER SUPPLY. : C.I. PIPE FOR DISPOSAL.
DOORS & WINDOWS	: AS PER SCHEDULE.
ELECTRICAL	: COPPER CONDUCTOR WITH P.V.C. CONDUIT.

PROPOSED RESIDENTIAL BUILDING FOR :-

SHRISHTI KUMARI W/O RAVI RANJAN KUMAR

PLOT NO.	: 90/1780
KHATA NO.	: 232
P.S.	: KANDRA
THANA NO.	: 45
MAUZA	: KANDRA
HALKA NO.	: 06
DISTRICT	: SERAIKELLA KHARSAWAN

ALL FLOOR PLAN SECTION & ELEVATION DRG.

SIGNATURE OF ARCHITECT / ENGINEER

SCALE 1:100, 1:100 | SHEET NO.- 1 OF 1

SIGNATURE OF OWNER

APPROVED AUTHORITY