Project Title :SHANKAR LAL BASAIWALA

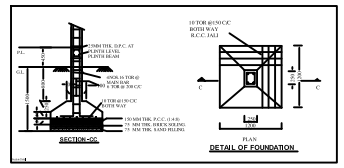

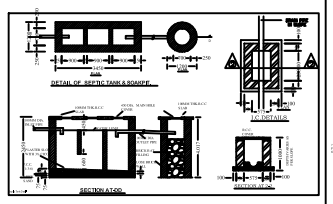

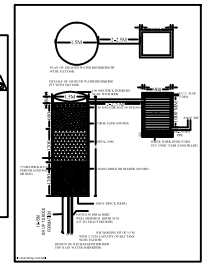

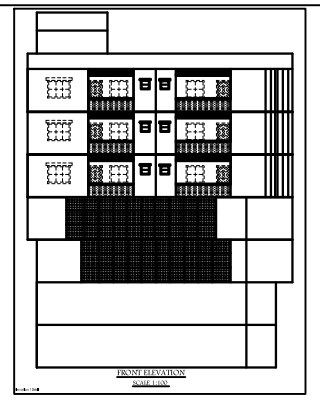

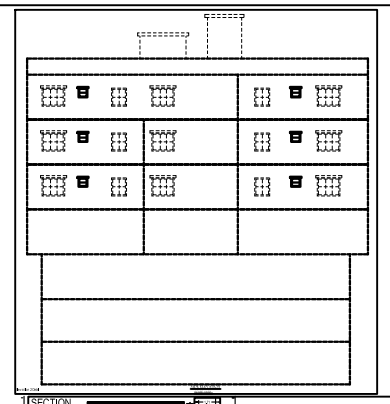

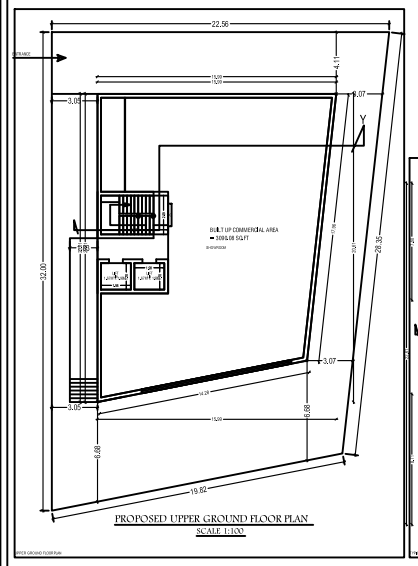

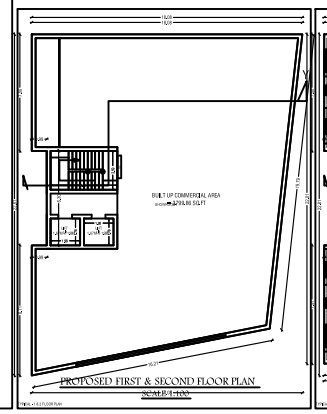

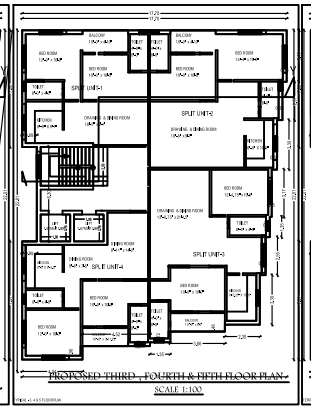

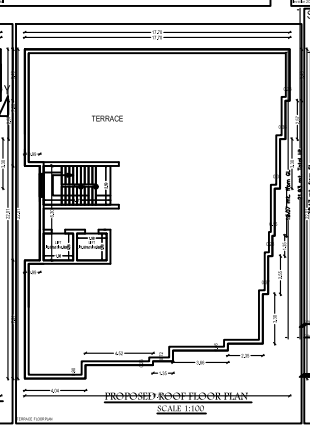

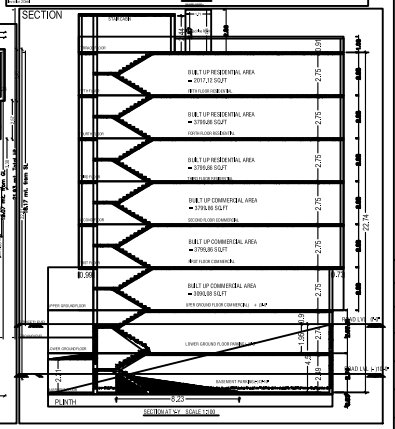

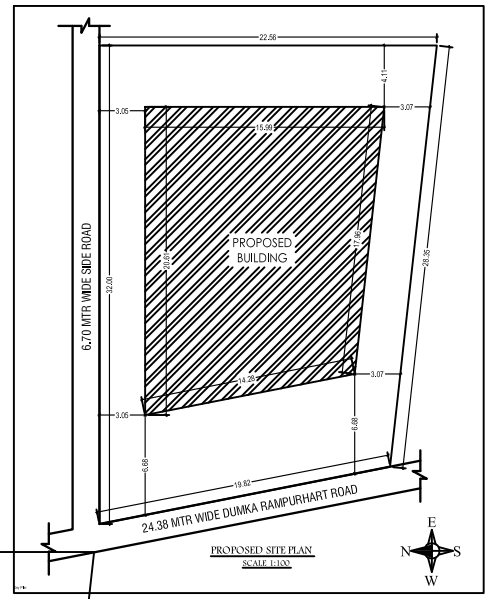

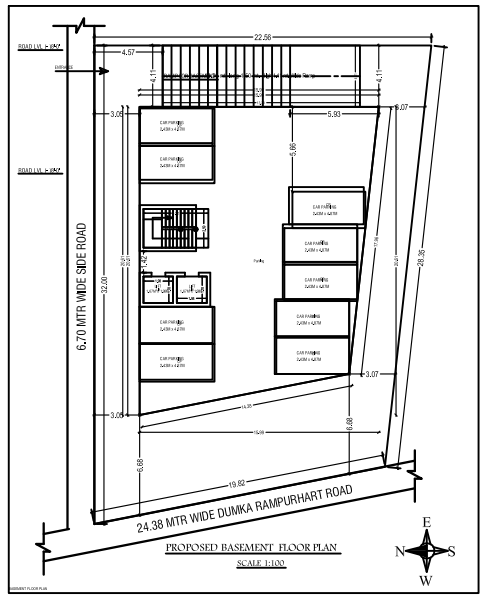

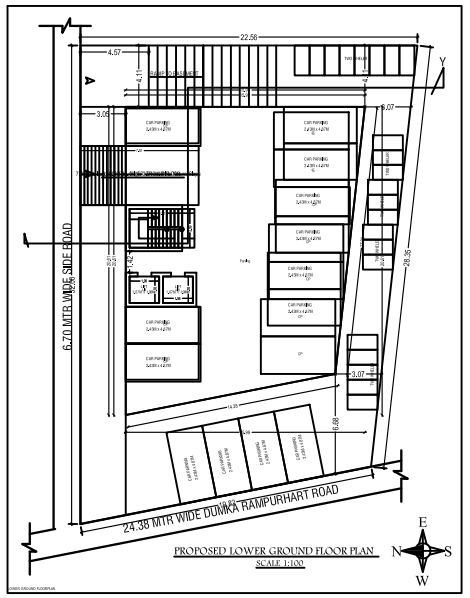

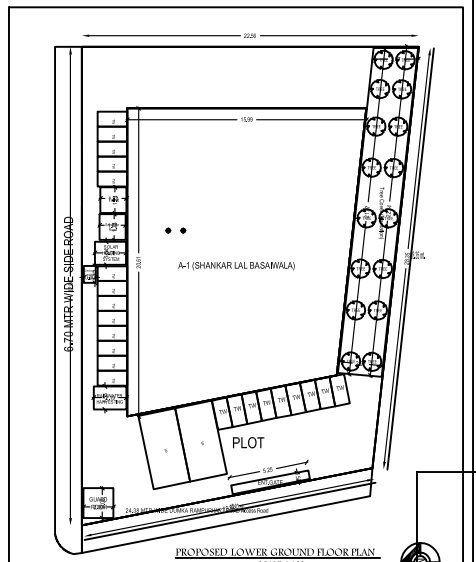

SITE PLAN

SECTION CONSTRUCTION	
Wall Thickness	230 & 115 mm
Internal Walls	115 mm
Wall Finishes Internal Walls	Cement Plaster
Wall Finishes External Walls	Cement Plaster
Floor Finishes	Ceramic Tiles 600x600
Roof Finishes	Terrace Tiles 300x300
Doors	Sal Wood
Windows	Aluminium
Ventilators	Glass
Stairs	RCC
Railings	Mild Steel

Water Supply		
Water Consumption		135 lpcd
Total Population		1000
Total Water Demand		135000 lpcd
Total Water Demand		135 KLD
Flushing Demand		40.5 KLD
Flushing Demand Recycled		40.5 KLD
Flushing Demand Fresh		0 KLD
Washing Demand		27 KLD
Washing Demand Recycled		27 KLD
Washing Demand Fresh		0 KLD
Total Recycled Water		81 KLD
Total Fresh Water		54 KLD
Sewage Generated		108 KLD
Sewage Treated		108 KLD
Sewage Recycled		40.5 KLD
Sewage Disposed		67.5 KLD
Total Solid Waste		1000 kg
Solid Waste Disposed		0 kg
Solid Waste Recycled		1000 kg

COLOR INDEX

WALL TO BE KEPT	
WALL TO BE MADE	
PROPOSED WORK (EXISTING AREA)	
EXISTING (To remain)	
EXISTING (To be demolished)	

CUT & FILL
EARTHING CALCULATION

Total Area			1000 Sq.m
Total Cut			1000 Cum
Total Fill			1000 Cum
Balance			0 Cum
Total Soil			2000

RAMPS DETAIL

Ramp No.	Type	Front Width	Rear Width	Slope	Total Length
Ramp 1	Ramp for Car Parking	1.25	4.71	1/5	1.25

BASEMENT RAMPS DETAIL

Ramp No.	Type	Front Width	Rear Width	Slope	Total Length
Ramp 1	Ramp for Car Parking	1.25	4.71	1/5	1.25

Lift & Transformer Details / Fire Exit

Type	No. of Lifts	Lift Size (Length x Width)	Area of Lift Pit (Sq.m)	Proposed Fire Exit		Required Fire Exit		Total Fire Exit	Total Area
				Length	Width	Length	Width		
Passenger Lift		2.00x2.0	4.0	17.12	17.12	17.12	2.0	2.00x2.0	0
Service Lift									
Total	1	2.00x2.0	4.0	17.12	17.12	17.12	2.0	2.00x2.0	0

SCHEDULE OF OPENINGS			
	TYPE	SIZE	DESCRIPTION
SL.NO.	D	750X2100	Sal wood chaukhat & Commercial Ply Shutter
1.	D1	900X2100	Sal wood chaukhat & Commercial Ply Shutter
2.	D2	975X2100	Sal wood chaukhat & Commercial Ply Shutter
3.	D3	1050X2100	Sal wood chaukhat & Commercial Ply Shutter
4.	V	600X600	Fully glazzed Al. Sliding window
5.	W	900X900	Fully glazzed Al. Sliding window
6.	W1	1200X900	Fully glazzed Al. Sliding window
7.	W2	900X900	Fully glazzed Al. Sliding window
8.			

SPECIFICATION

1. R.C.C.(1:2:4) IN COLUMN FOUNDATION WITH R.C.C. TIE BEAM.
2. SUPER STRUCTURE 1ST CLASS BRICK WORK IN C.M (1:5)
3. R.C.C (1:2:4) IN LINTEL CHAJJA, ROOF SLAB, STAIRCASE COLUMN E.T.C. AS PER DESIGN ENGINEER.
4. SAL WOOD CHAUKHAT IN DOORS & ALMUNIUM FRAME IN WINDOWS.
5. 12 MM CEMENT PLASTER IN C.M.(1:4) INSIDE & OUTSIDE WALL SURFACE.
6. 6MM CEMENT PLASTER IN C.M.(1:4) IN CEILING.
7. DOOR SHUTTER- COMMERCIAL PLY FLUSH DOOR SHUTTER.
8. WINDOW SHUTTER- ALMUNIUM GLAZZED SLIDING PANNEL.
9. CERAMICS TILES FLOORING IN ALL ROOMS .
10. SNOWCEM FINISHING IN ALL ROOMS & OUT SIDE WALL .

PROPOSED COMMERCIAL CUM RESIDENTIAL BUILDING FOR

SHANKAR LAL BASAIWALA

S/O LATE. SANEHI LAL BASAIWALA

PLOT DEATILS :-

PLOT NO:- 780 (PART)
KATHA NO:- 32/38
MOUZA :- DUMKA
WARD NO :- 21
THANA :- DUMKA TOWN
DISTRICT- DUMKA , JHARKHAND

SIGNATURE OF APPLICANTS :-

SIGNATURE OF PLANNER :-

Building (A (SHANKAR LAL BASAIWALA))

Building	Length (Sq.m)	Width (Sq.m)	Area (Sq.m)	Basement Area (Sq.m)	Ground Floor Area (Sq.m)	Upper Floor Area (Sq.m)	Total Area
Basement Area	24.38	7.25	24.38	0.0	0.00	0.0	0.0
Ground Floor	24.38	7.25	24.38	0.0	0.00	176.9	176.9
First Floor	24.38	7.25	24.38	0.0	0.00	176.9	176.9
Second Floor	24.38	7.25	0.0	0.0	24.38	0.0	24.38
Third Floor	24.38	7.25	0.0	0.0	24.38	0.0	24.38
Total Area	122.19	36.25	48.75	0.0	48.75	353.8	402.56
Fourth Floor	24.38	7.25	0.0	0.0	24.38	0.0	24.38
Fifth Floor	24.38	7.25	0.0	0.0	24.38	0.0	24.38
Total Area	146.57	43.50	48.75	0.0	97.50	353.8	451.31
Stair Room	3.00	3.00	9.00	0.0	9.00	0.0	9.00
Total	149.57	46.50	57.75	0.0	106.50	353.8	460.31
Total Area of Terrace	24.38	7.25	176.9	0.0	0.00	0.0	0.0
Total	24.38	7.25	176.9	0.0	0.00	0.0	0.0

SCHEDULE OF JOINERY

BUILDING NAME	NAME	SIZE	QUANTITY	REMARKS
Building (A	D	0.75	2.10	24
Building (A	D1	0.9	2.10	6
Building (A	D2	0.98	2.10	6
Building (A	D3	0.98	2.10	24
Building (A	V	0.6	2.10	6
Building (A	W	0.9	2.10	6
Total		-	-	72

SCHEDULE OF JOINERY

BUILDING NAME	NAME	SIZE	QUANTITY	REMARKS
Building (A	D	0.75	2.10	24
Building (A	D1	0.9	2.10	6
Building (A	D2	0.98	2.10	6
Building (A	D3	0.98	2.10	24
Building (A	V	0.6	2.10	6
Building (A	W	0.9	2.10	6
Total		-	-	72

UNITS & Tank for Building (A (SHANKAR LAL BASAIWALA))

Floor	Type	Number of Units	Number of Tanks	Capacity (Liters)	Total Capacity (Liters)	Total Capacity (Cum)
GROUND FLOOR	SHOWROOM	SHOP	1	2000	2000	2
FIRST FLOOR	SHOWROOM	SHOP	1	2000	2000	2
SECOND FLOOR	FLAT (2 BHK)	FLAT	1	2000	2000	2
	FLAT (2 BHK)	FLAT	1	2000	2000	2
	FLAT (2 BHK)	FLAT	1	2000	2000	2
	FLAT (2 BHK)	FLAT	1	2000	2000	2
Total	6	6	6	12000	12000	12