TITLE-
PROPOSED B+G+ 4 STORYED COMMERCIAL BUILDING SRI MANISH KUMAR AND SMT NILU SINGH AT DUMKA

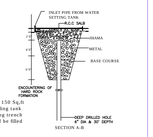

A:- 1 recharging pit is required of 150 Sq.ft
With 0.7 Cum capacity water settling tank
with each recharge pit. Recharging trench
along boundary of the bldg should be filled
with pebbles & sand
B:-16 sq.ft.

WATER HARVESTING DETAILS

Rain Water Storage Tank Detail

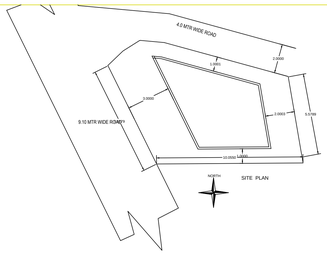

53 dt 7-10-19
sheet 2/2

NORTH

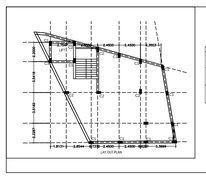

COLUMN SCHEDULE						
COLUMN NO.	COLUMN SIZE				CAP	REINFORCEMENT DETAIL (Vertical bars)
	B	D	NO			
C1	0.30	0.3	2	6	SQUARE COL	4Nos. x 16mmø(MS) Bars(Vertical) ø8mm(MS) ties @150 c/c
C2	0.30	0.75	2	6	SQUARE COL	6Nos. x 16mmø(MS) Bars(Vertical) ø8mm(MS) ties @150 c/c

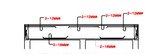

DETAILS OF PLINTH BEAM (200X450)



STRUCTURAL DETAIL

DETAIL OF COL & FOOTING
ISOLATED FOOTING

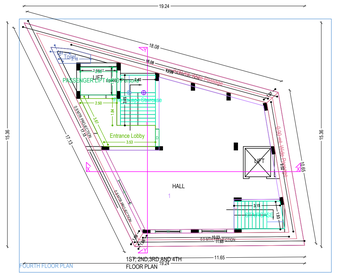

FOURTH FLOOR PLAN

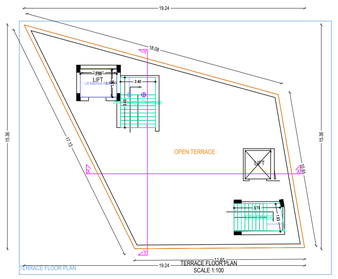

TERRACE FLOOR PLAN

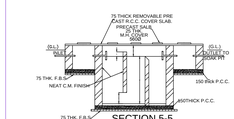

SECTION 5-5
SCALE 1:50

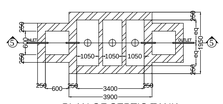

PLAN OF SEPTIC TANK
SCALE 1:50

Septic Tank Detail

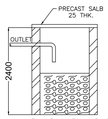

SECTION 3-3
(SCALE 1:50)

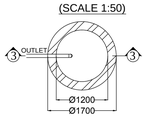

PLAN OF SOAK PIT
SCALE 1:50

Space for Sanction Authority seal:-

SCHEDULE OF AREA

PLOT AREA AS PER DEED	(SK-0D) 334.57SQM.
PLOT AREA AS PER SITE	333.89SQ MTR
GROUND FLOOR AREA	128.895QM.
TOTAL COVERED AREA WITH BASEMENT	386.14 SQ.MT
TOTAL COVERED AREA	773.36 SQ.MT

LAND DETAIL

MOUZA DUMKA TOWN NO-07
PLOT NO:- 984 part
KHATA NO 16/9/KA
WARD NO:- 14

GENERAL SPECIFICATION

1. FOUNDATION :- R.C.C Footing in M-20 Mix & H.Y.S.D Bars ,as per design.
2. STRUCTURE :- Columns,Beams ,Lintels ,slabs, Stairs etc. shall be in M-20 concrete & H.Y.S.D Reinforcement as per design.
3. SUPER STRUCTURE:- 1st class Bricks in 1:4 CM for single B.W & 1:6 CM for Double Brick work.
4.PLASTER:- 20 mm thick in 1:6 CM, 12mm thk Interior plaster in 1:4 CM & 6mm thk plaster in 1:4 CM over R.C.C.
5. FLOORING :- I.P.S Flooring in Parking Area , Marble flooring in kitchen & toilet & Mosaic tiles flooring in all Rooms & Lobby .
6. PAINTING:- Two coats of Cement based water Proofing paint over Exterior Walls & Two coats of Acrylic Emulsion Premium Enamel Paint over priming coat on Doors, Window & Grills etc.
7.WATER PROOFING:- Approved quality of water proofing treatment over Terrace Floor & Down Slab.

THIS IS TO CERTIFEY THAT THE STRUCTURE DESIGN OF THE BUILDING WILL BE AS PER I.S. 1893/1984 & 4326/1993 MAKE THE SAME EARTH QUAKE RESISTANT

SCHEDULE OF OPENING(In mts)

TYPE	WIDTH	HT	SILL	DESCRIPTION
D1	1.20	2.10	00	TIMBER FRAME WITH DOOR
D2	0.90	2.10	00	TIMBER FRAME WITH DOOR
D3	0.90	2.10	00	ALUMINUM FRAME & SHUTTER
W	1.80	1.20	0.90	ALUMINUM FRAME & SHUTTER
W-1	1.50	1.20	0.90	ALUMINUM FRAME & SHUTTER
W-2	1.05	1.50	0.90	ALUMINUM FRAME & SHUTTER
V	1.05	0.60	2.10	ALUMINUM FRAME & SHUTTER

TITLE-
PROPOSED B+G+4 STORYED COMMERCIAL BUILDING
SRI MANISH KUMAR AND SMT NILU SINGH AT DUMKA

CLIENT'S SIGNATURE -

ARCHITECT/ LICENCE ENGINEER SIGNATURE -

NOTES
ALL DIMENSION ARE IN MTR UNLESS MENTION OTHERWISE

NORTH EAST
SCALE 1:100

SHEET No.
2 / 2

PROPOSED B+G+4 STORYED COMMERCIAL BUILDING SRI MANISH KUMAR AND SMT NILU SINGH AT DUMKA

Floor Name	Total Built Up Area (Sq.mt.)	Deductions (Area in Sq.mt.)				Proposed FAR Area (Sq.mt.)			Net Area in FAR (Sq.mt.)	Total FAR Area (Sq.mt.)	Tenat No.'s	Carpet Area Other than Tenement
		StairCase	Lift	Accessory Area	Parking	Resi.	Commercial	Stair				
Basement Floor	128.89	8.28	4.75	0.00	109.56	0.00	0.00	6.29	6.29	00	0.00	
Ground Floor	116.72	8.28	0.00	9.41	0.00	0.00	98.03	0.00	98.03	00	91.01	
First Floor	177.05	8.28	4.75	11.61	0.00	0.00	152.41	0.00	152.41	00	82.99	
Second Floor	177.05	8.28	4.75	11.61	0.00	0.00	152.41	0.00	152.41	00	82.99	
Third Floor	177.05	8.28	4.75	11.61	0.00	0.00	152.41	0.00	152.41			
Fourth Floor										01	0.00	
								0.00	0.00	00	0.00	
Total	952.81	49.68	23.75	55.85	109.56	152.41	556.26	6.29	714.96	01	299.98	
Total Number of Blocks in Single Buildings	1											
Total	952.81	49.68	23.75	55.85	109.56	152.41	556.26	6.29	714.96	01	299.98	

BUILDING NAME	NAME	LENGTH	HEIGHT	NOS
A (COMMERCIAL)	D	1.20	2.10	04
A (COMMERCIAL)	RS	2.10	2.10	03
A (COMMERCIAL)	D	0.90	2.10	01
Total	-	-	-	08

SCHEDULE OF JOINERY:

BUILDING NAME	NAME	LENGTH	HEIGHT	NOS
A (COMMERCIAL)	W	1.70	1.20	02
A (COMMERCIAL)	W	1.80	1.20	12
Total	-	-	-	14

UnBUA Table for Building A (COMMERCIAL)

FLOOR	Name	UnBUA Type	UnBUA Area	Carpet Area	No. of Rooms	No. of Tenament
GROUND FLOOR PLAN	SHOP	SHOP	28.80	25.87	3	1
FIRST FLOOR PLAN	1	FLAT	82.99	79.88	1	1
Total:	-	-	111.79	105.35	4	2

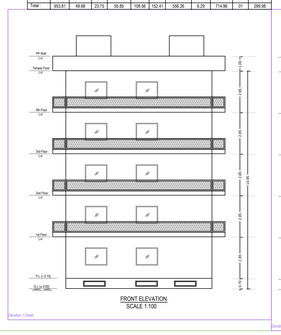

FRONT ELEVATION
SCALE 1:100

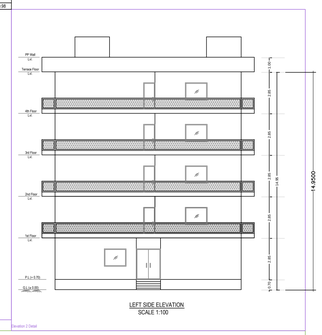

LEFT SIDE ELEVATION
SCALE 1:100

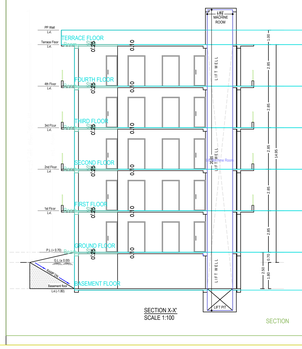

SECTION X-X'
SCALE 1:100

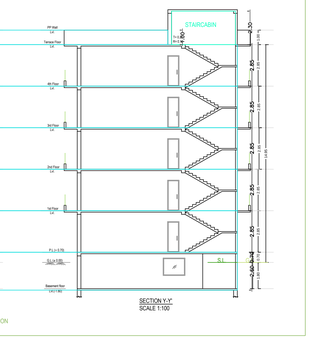

SECTION Y-Y'
SCALE 1:100

SECTION

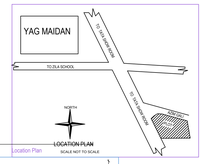

Location Plan

LOCATION PLAN
SCALE NOT TO SCALE

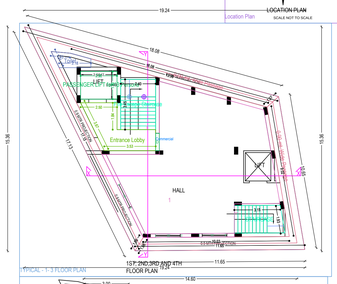

TYPICAL - 1 - 3 FLOOR PLAN

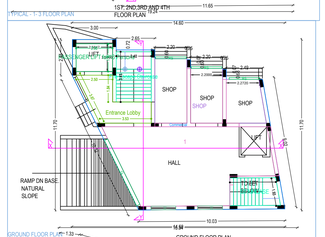

GROUND FLOOR PLAN

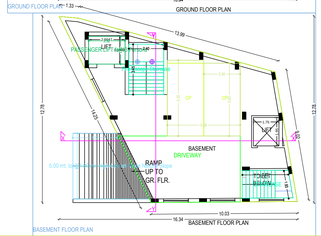

BASEMENT FLOOR PLAN

Space for Sanction Authority seal:-

SCHEDULE OF AREA

PLOT AREA AS PER DEED	(SK-0D) 334.57SQM.
PLOT AREA AS PER SITE	333.89SQ MTR
GROUND FLOOR AREA	128.895QM.
TOTAL COVERED AREA WITH BASEMENT	386.14 SQ.MT
TOTAL COVERED AREA	773.36 SQ.MT

LAND DETAIL

MOUZA DUMKA TOWN NO-07
PLOT NO:- 984 part
KHATA NO 16/9/KA
WARD NO:- 14

GENERAL SPECIFICATION

1. FOUNDATION :- R.C.C Footing in M-20 Mix & H.Y.S.D Bars ,as per design.
2. STRUCTURE :- Columns,Beams ,Lintels ,slabs, Stairs etc. shall be in M-20 concrete & H.Y.S.D Reinforcement as per design.
3. SUPER STRUCTURE:- 1st class Bricks in 1:4 CM for single B.W & 1:6 CM for Double Brick work.
4.PLASTER:- 20 mm thick in 1:6 CM, 12mm thk Interior plaster in 1:4 CM & 6mm thk plaster in 1:4 CM over R.C.C.
5. FLOORING :- I.P.S Flooring in Parking Area , Marble flooring in kitchen & toilet & Mosaic tiles flooring in all Rooms & Lobby .
6. PAINTING:- Two coats of Cement based water Proofing paint over Exterior Walls & Two coats of Acrylic Emulsion Premium Enamel Paint over priming coat on Doors, Window & Grills etc.
7.WATER PROOFING:- Approved quality of water proofing treatment over Terrace Floor & Down Slab.

THIS IS TO CERTIFEY THAT THE STRUCTURE DESIGN OF THE BUILDING WILL BE AS PER I.S. 1893/1984 & 4326/1993 MAKE THE SAME EARTH QUAKE RESISTANT

SCHEDULE OF OPENING(In mts)

TYPE	WIDTH	HT	SILL	DESCRIPTION
D1	1.20	2.10	00	TIMBER FRAME WITH DOOR
D2	0.90	2.10	00	TIMBER FRAME WITH DOOR
D3	0.90	2.10	00	ALUMINUM FRAME & SHUTTER
W	1.80	1.20	0.90	ALUMINUM FRAME & SHUTTER
W-1	1.50	1.20	0.90	ALUMINUM FRAME & SHUTTER
W-2	1.05	1.50	0.90	ALUMINUM FRAME & SHUTTER
V	1.05	0.60	2.10	ALUMINUM FRAME & SHUTTER

TITLE-
PROPOSED B+G+4 STORYED COMMERCIAL BUILDING
SRI MANISH KUMAR AND SMT NILU SINGH AT DUMKA

CLIENT'S SIGNATURE -

ARCHITECT/ LICENCE ENGINEER SIGNATURE -

NOTES
ALL DIMENSION ARE IN MTR UNLESS MENTION OTHERWISE

NORTH EAST
SCALE 1:100

SHEET No.
1 / 2