TITEL -
PROPOSED G+1 STORYED RESIDENTIAL BUILDING OF SMT SITA DEVI AT GRANT ESTATE ROAD, DUMKA

REF 22 DT 12-02-20

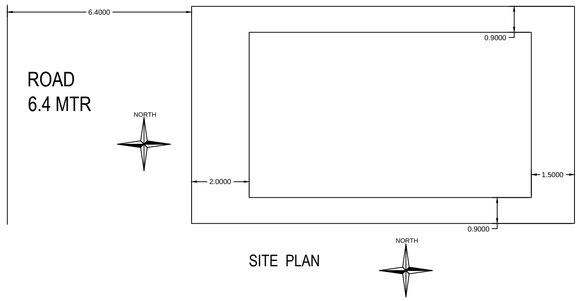

SITE PLAN

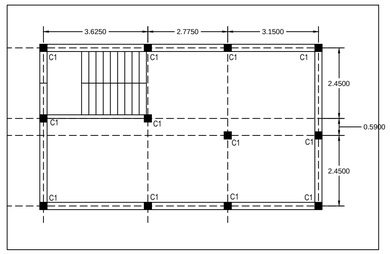

LAY OUT PLAN

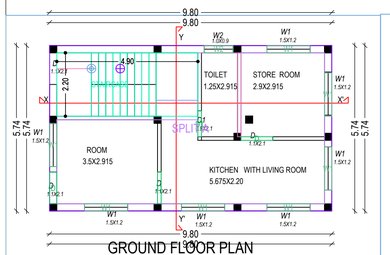

GROUND FLOOR PLAN

GROUND FLOOR PLAN

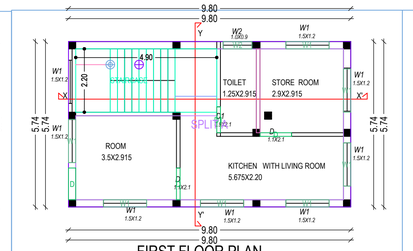

FIRST FLOOR PLAN

FIRST FLOOR PLAN

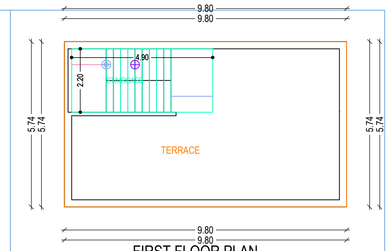

TERRACE FLOOR PLAN

FIRST FLOOR PLAN

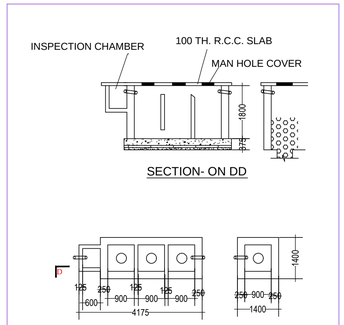

Septic Tank Detail

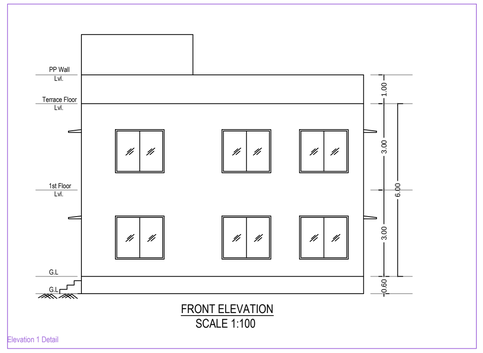

FRONT ELEVATION
SCALE 1:100

Elevation 1 Detail

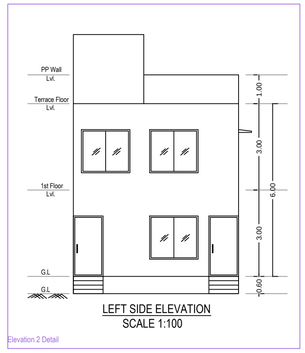

LEFT SIDE ELEVATION
SCALE 1:100

Elevation 2 Detail

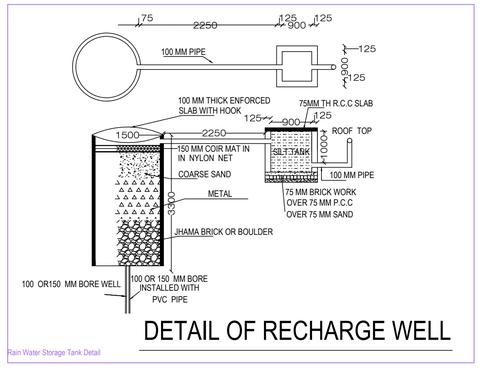

DETAIL OF RECHARGE WELL

Rain Water Storage Tank Detail

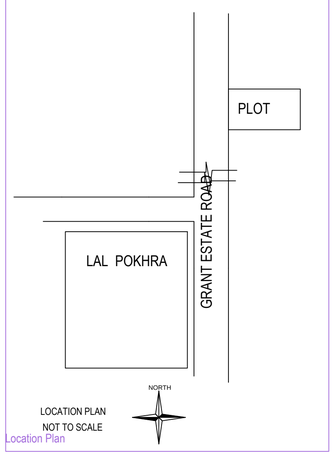

LOCATION PLAN
NOT TO SCALE

Location Plan

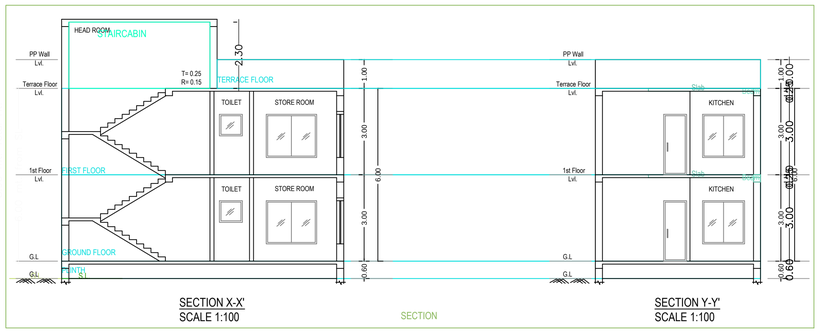

SECTION X-X'
SCALE 1:100

SECTION

SECTION Y-Y'
SCALE 1:100

REINFORCEMENT DETAIL OF FOUNDATION AND COLUMN

COLUMN SCHEDULE

COLUMN	FOOTING SIZE IN FT					ZALI	COLUMN SIZE	REINFORCEMENT DETAIL GROUND FLOOR
	L	B	D	D1	D2			
C1	1.50	1.5	1.6	0.20	0.375	DOUBLE ZALI 12MM @150 C/C TOP AND BOTTAM	250X250	REIN: 4~16MM STIRRUPS: 8MM@150 C/C

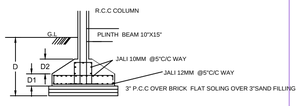

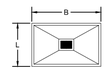

DETAIL OF COL & FOOTING
ISOLATED FOOTING

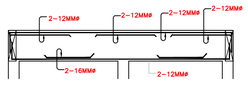

DETAILS OF PLINTH BEAM (250X375)

STRUCTURAL DETAIL

Structure Detail

SCALE 1:100

Space for Sanction Authority seal:-

SCHEDULE OF AREA

PLOT AREA AS PER DEED	1K-10D - 100.37SQ M.
PLOT AREA AS PER SITE	100.28.SQ MTR
GROUND FLOOR AREA	56.25 SQM.
FIRST FLOOR AREA	56.25 SQ MT
TOTAL COVERED AREA	112.50 SQ M
% OF GROUND COVERAGE	56.09%
FAR	
HEIGHT OF BUILDING	6.45 MTR

LAND DETAIL

MOUZA DUMKA TOWN NO-07
PLOT NO- 771,772 PART
KHATA NO 34/4/3
WARD NO- 21

GENERAL SPECIFICATION

1. FOUNDATION :- R.C.C Footing in M-20 Mix & H.Y.S.D Rein , as per design.
2. STRUCTURE :- Columns,Beams ,Lintels ,slabs, Stairs etc. shall be in M-20 concrete & H.Y.S.D Reinforcement as per design.
3. SUPER STRUCTURE:- 1st class Bricks in 1:4 CM for single B.W &1:6 CM for Double Brick work.
4.PLASTER:- 20 mm thick exterior plaster in 1:6 CM, 12mm thk Interior plaster in 1:6 CM & 6mm thk plaster in 1:4 CM over R.C.C .
5. FLOORING :- I.P.S Flooring in Parking Area , Marble flooring in kitchen & toilet & Mosaic tiles flooring in all Rooms & Lobby .
6. PAINTING:- Two coats of Cement based water Proofing paint over Exterior surfaces, Two coats of O.B.D over interior wall Enamel Paint over priming coat on Doors, Window & Grills etc.
7.WATER PROOFING:- Approved quality of water proofing treatment over Terrace Floor & Down Slab.

THIS IS TO CERTIFY THAT THE STRUCTURE DESIGN OF THE BUILDING WILL BE AS PER I.S. 1893/1984 & 4326/1993 MAKE THE SAME EARTH QUAKE RESISTANT

SCHEDULE OF OPENINGS(In mts)

TYPE	WIDTH	HT	SILL	DESCRIPTION
D	1100	2100	00	TIMBER FRAME, FLUSH DOOR
D1	900	2100	00	TIMBER FRAME, FLUSH DOOR
D2	750	2100	00	ALUMINUM FRAME & SHUTTER
W	2000	1200	900	ALUMINUM FRAME & SHUTTER
W1	1500	1200	900	ALUMINUM FRAME & SHUTTER
W2	1250	600	1500	ALUMINUM FRAME & SHUTTER
V	900	600	2100	ALUMINUM FRAME & SHUTTER

TITEL -
PROPOSED G+1 STORYED RESIDENTIAL BUILDING OF SMT SITA DEVI AT GRANT ESTATE ROAD, DUMKA

CLIENT'S SIGNATURE -

ARCHITECT/ LICENCE ENGINEER SIGNATURE -

NOTES
ALL DIMENSION ARE IN MTR UNLESS MENTION OTHERWISE

NORTH
EAST
SCALE 1:100

SHEET No.
1/1

A (RESIDENTIAL)