23 DATED 01 FEB 2021

Project Title :SMT ARUNIMA NANDITA SEN

TITEL -
PROPOSED B+ G+4 STORYED RESIDENTIAL CUM COMMERCIAL BUILDING OF SMT ARUNIMA NANDITA SEN AT KUMHAR PARA DUMKA

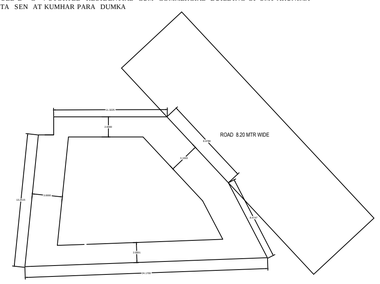


SITE PLAN

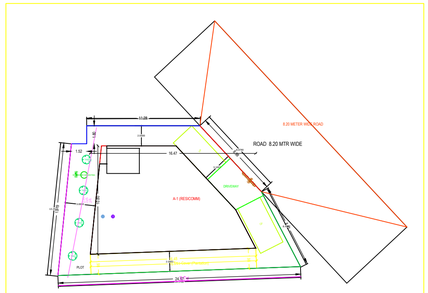


SITE PLAN

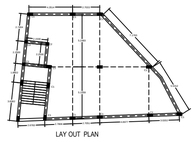

LAY OUT PLAN

LAY OUT PLAN

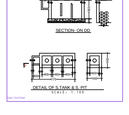

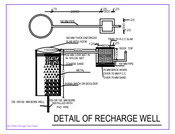

DETAIL OF RECHARGE WELL

Space for Sanction Authority seal:-

SCHEDULE OF AREA

| | |
|---|---|
| PLOT AREA AS PER DEED | 2K-2.50 - 278.50SQ.M |
| PLOT AREA AS PER SITE | 275.50SQ.MTR |
| GROUND FLOOR AREA | 131.48 SQM. |
| TOTAL COVERED AREA | 1420.92 SQ.M |
| TOTAL COVERED AREA | 703.96 SQ.M |
| % OF GROUND COVERAGE | 45.82% |
| FAR | - |
| HEIGHT OF BUILDING | 16TM |

LAND DETAIL

MOUZA DUMKA TOWN NO-07
PLOT NO- 95
KHATA NO 36/32
WARD NO.- 6

GENERAL SPECIFICATION

1. FOUNDATION : R.C.C Footing is M-20 Mix & R.C.C.O Basic, as per design.
2. STRUCTURE : - Column Beams & Lintels ,slabs, Stairs etc. shall be in M-20 concrete & R.C.C.O Reinforcement as per design.
3. SUPER STRUCTURE : 1st class Bricks in C.M 5in ratio & 20 mm thick plaster in C.M 1in ratio & finish with Putty.
4.PLASTER : 20 mm thick Cement plaster in C.M 1in ratio & finish with Putty.
5. FLOORING : C.P.S Flooring in Parking Area , Marble flooring in kitchen & Ceramic tile flooring in other Rooms & Toilet Rooms.
6. PAINTING : Two coats of Cement based water Proofing paint over Exterior surfaces. Two coats of O.B.D over interior wall Enamel Paint over smooth finish of Putty over Plaster surfaces.
7.WATER PROOFING : Approved quality of water proofing treatment will be provided in the roof as per manufacturer's specification.

THIS IS TO CERTIFY THAT THE STRUCTURE DESIGN OF THE BUILDING WILL BE AS PER I.S. 1893:1984 & ASSUME MAKE THE SAME EARTH QUAKE RESISTANT

SCHEDULE OF OPENINGS( IN MM )

| TYPE | WIDTH | HT. | NOS | DESCRIPTION |
|---|---|---|---|---|
| D | 1000 | 2100 | 2 | FLAT PANELED DOOR WITH FRAME |
| D1 | 1000 | 2100 | 1 | FLAT PANELED DOOR WITH FRAME |
| D2 | 1000 | 2100 | 1 | FLAT PANELED DOOR WITH FRAME |
| D3 | 1000 | 2100 | 1 | FLAT PANELED DOOR WITH FRAME |
| D4 | 1000 | 2100 | 1 | FLAT PANELED DOOR WITH FRAME |
| D5 | 1000 | 2100 | 1 | FLAT PANELED DOOR WITH FRAME |
| D6 | 1000 | 2100 | 1 | FLAT PANELED DOOR WITH FRAME |

TITEL -
PROPOSED B+ G+4 STORYED RESIDENTIAL CUM COMMERCIAL BUILDING OF SMT ARUNIMA NANDITA SEN AT KUMHAR PARA DUMKA

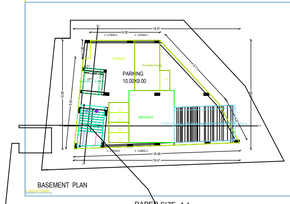


BASEMENT PLAN

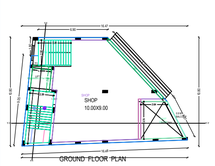


GROUND FLOOR PLAN

REINFORCEMENT DETAIL OF FOUNDATION AND COLUMN

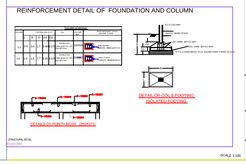


STRUCTURAL DETAIL

SCALE 1:100

CLIENT'S SIGNATURE :-

ARCHITECT / LICENCE ENGINEER SIGNATURE :-

NOTES
ALL DIMENSIONS IN MTR UNLESS ALL DIMENSIONS ARE IN MM

SHEET NO. 1 / 2

PAPER SIZE A 1

TITEL -
PROPOSED B+ G+4 STORYED RESIDENTIAL CUM COMMERCIAL BUILDING OF SMT ARUNIMA NANDITA SEN AT KUMHAR PARA DUMKA

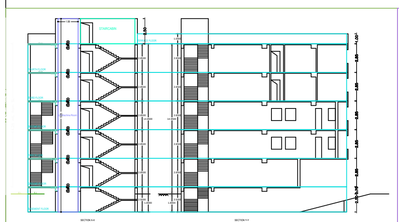


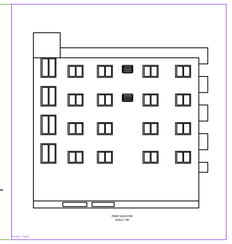

TERRACE FLOOR PLAN

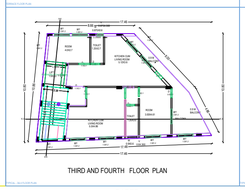


THIRD AND FOURTH FLOOR PLAN

FIRST AND SECOND FLOOR PLAN

Space for Sanction Authority seal:-

SCHEDULE OF AREA

| | |
|---|---|
| PLOT AREA AS PER DEED | 2K-2.50 - 278.50SQ.M |
| PLOT AREA AS PER SITE | 275.50SQ.MTR |
| GROUND FLOOR AREA | 131.48 SQM. |
| TOTAL COVERED AREA | 1420.92 SQ.M |
| TOTAL COVERED AREA | 703.96 SQ.M |
| % OF GROUND COVERAGE | 45.82% |
| FAR | - |
| HEIGHT OF BUILDING | 16TM |

LAND DETAIL

MOUZA DUMKA TOWN NO-07
PLOT NO- 95
KHATA NO 36/32
WARD NO.- 6

GENERAL SPECIFICATION

1. FOUNDATION : R.C.C Footing is M-20 Mix & R.C.C.O Basic, as per design.
2. STRUCTURE : - Column Beams & Lintels ,slabs, Stairs etc. shall be in M-20 concrete & R.C.C.O Reinforcement as per design.
3. SUPER STRUCTURE : 1st class Bricks in C.M 5in ratio & 20 mm thick plaster in C.M 1in ratio & finish with Putty.
4.PLASTER : 20 mm thick Cement plaster in C.M 1in ratio & finish with Putty.
5. FLOORING : C.P.S Flooring in Parking Area , Marble flooring in kitchen & Ceramic tile flooring in other Rooms & Toilet Rooms.
6. PAINTING : Two coats of Cement based water Proofing paint over Exterior surfaces. Two coats of O.B.D over interior wall Enamel Paint over smooth finish of Putty over Plaster surfaces.
7.WATER PROOFING : Approved quality of water proofing treatment will be provided in the roof as per manufacturer's specification.

THIS IS TO CERTIFY THAT THE STRUCTURE DESIGN OF THE BUILDING WILL BE AS PER I.S. 1893:1984 & ASSUME MAKE THE SAME EARTH QUAKE RESISTANT

SCHEDULE OF OPENINGS( IN MM )

| TYPE | WIDTH | HT. | NOS | DESCRIPTION |
|---|---|---|---|---|
| D | 1000 | 2100 | 2 | FLAT PANELED DOOR WITH FRAME |
| D1 | 1000 | 2100 | 1 | FLAT PANELED DOOR WITH FRAME |
| D2 | 1000 | 2100 | 1 | FLAT PANELED DOOR WITH FRAME |
| D3 | 1000 | 2100 | 1 | FLAT PANELED DOOR WITH FRAME |
| D4 | 1000 | 2100 | 1 | FLAT PANELED DOOR WITH FRAME |
| D5 | 1000 | 2100 | 1 | FLAT PANELED DOOR WITH FRAME |
| D6 | 1000 | 2100 | 1 | FLAT PANELED DOOR WITH FRAME |

TITEL -
PROPOSED B+ G+4 STORYED RESIDENTIAL CUM COMMERCIAL BUILDING OF SMT ARUNIMA NANDITA SEN AT KUMHAR PARA DUMKA

CLIENT'S SIGNATURE :-

ARCHITECT / LICENCE ENGINEER SIGNATURE :-

NOTES
ALL DIMENSIONS IN MTR UNLESS ALL DIMENSIONS ARE IN MM

SHEET NO. 2 / 2

PAPER SIZE A 1

| | |
|---|---|
| PLOT AREA AS PER DEED | 2K-2.50 - 278.50SQ.M |
| PLOT AREA AS PER SITE | 275.50SQ.MTR |
| GROUND FLOOR AREA | 131.48 SQM. |
| TOTAL COVERED AREA | 1420.92 SQ.M |
| TOTAL COVERED AREA | 703.96 SQ.M |
| % OF GROUND COVERAGE | 45.82% |
| FAR | - |
| HEIGHT OF BUILDING | 16TM |

LAND DETAIL

MOUZA DUMKA TOWN NO-07
PLOT NO- 95
KHATA NO 36/32
WARD NO.- 6

GENERAL SPECIFICATION

1. FOUNDATION : R.C.C Footing is M-20 Mix & R.C.C.O Basic, as per design.
2. STRUCTURE : - Column Beams & Lintels ,slabs, Stairs etc. shall be in M-20 concrete & R.C.C.O Reinforcement as per design.
3. SUPER STRUCTURE : 1st class Bricks in C.M 5in ratio & 20 mm thick plaster in C.M 1in ratio & finish with Putty.
4.PLASTER : 20 mm thick Cement plaster in C.M 1in ratio & finish with Putty.
5. FLOORING : C.P.S Flooring in Parking Area , Marble flooring in kitchen & Ceramic tile flooring in other Rooms & Toilet Rooms.
6. PAINTING : Two coats of Cement based water Proofing paint over Exterior surfaces. Two coats of O.B.D over interior wall Enamel Paint over smooth finish of Putty over Plaster surfaces.
7.WATER PROOFING : Approved quality of water proofing treatment will be provided in the roof as per manufacturer's specification.

THIS IS TO CERTIFY THAT THE STRUCTURE DESIGN OF THE BUILDING WILL BE AS PER I.S. 1893:1984 & ASSUME MAKE THE SAME EARTH QUAKE RESISTANT

SCHEDULE OF OPENINGS( IN MM )

| TYPE | WIDTH | HT. | NOS | DESCRIPTION |
|---|---|---|---|---|
| D | 1000 | 2100 | 2 | FLAT PANELED DOOR WITH FRAME |
| D1 | 1000 | 2100 | 1 | FLAT PANELED DOOR WITH FRAME |
| D2 | 1000 | 2100 | 1 | FLAT PANELED DOOR WITH FRAME |
| D3 | 1000 | 2100 | 1 | FLAT PANELED DOOR WITH FRAME |
| D4 | 1000 | 2100 | 1 | FLAT PANELED DOOR WITH FRAME |
| D5 | 1000 | 2100 | 1 | FLAT PANELED DOOR WITH FRAME |
| D6 | 1000 | 2100 | 1 | FLAT PANELED DOOR WITH FRAME |

TITEL -
PROPOSED B+ G+4 STORYED RESIDENTIAL CUM COMMERCIAL BUILDING OF SMT ARUNIMA NANDITA SEN AT KUMHAR PARA DUMKA

CLIENT'S SIGNATURE :-

ARCHITECT / LICENCE ENGINEER SIGNATURE :-

NOTES
ALL DIMENSIONS IN MTR UNLESS ALL DIMENSIONS ARE IN MM

SHEET NO. 2 / 2

| | |
|---|---|
| FIRM OR PROPRIETOR NAMEAND ADDRESS | ARSHAD ALI S/O - [illegible] VILLAGE-DUMKA, DUMKA |
| Name of the Owner | SMT ARUNIMA NANDITA SEN |
| Gender of the Owner | Female |
| Address of the Owner | Ward No.- Mouzaza - DUMKA TOWN NO-07 Dumka Dumka Dumka Jharkhand 814101 |
| Nature of the Land (Ownership/Lease/Freehold/Forest/Religious/Institutional) | Ownership |
| Total area of the land (in sq.mtr.) | 275.50 SQ.MTR |
| Use of the land (Residential/Commercial/Mixed land/Institutional/Industrial) | Residential |
| Number of floors | G+4 |
| Height of the building | 16.00 |
| Number of units | 7 |
| Total built up area | 1420.92 |

| | | | |
|---|---|---|---|
| Area falling in Ring Road | No | FAR | |
| Area falling in Metro Rail Area | (Yes/No) | | 2.5-3.0 |
| Area falling in Heritage Site/Area | (Yes/No) | | 1.5-2.0 |
| Area falling in Green belt/ Flood Zone/ Hill Area/ Forest Area/ Eco Sensitive Area | | | |
| Plot area (in sq.mtr.) | | | 275.50 |
| Road Width | | | 8.20 |
| Area falling in Metro Rail Area | (Yes/No) | | 2.5-3.0 |
| Area falling in Heritage Site/Area | (Yes/No) | | 1.5-2.0 |
| Area falling in Green belt/ Flood Zone/ Hill Area/ Forest Area/ Eco Sensitive Area | (Yes/No) | | 2.5-3.0 |
| Permissible FAR | | | 2.5-3.0 |
| Proposed FAR (Area Divided by Plot Area) | | | 5.16 |
| Maximum Ground Coverage allowed | | | 50.00 |
| Proposed Ground Coverage | | | 45.82 |
| Maximum Height allowed | | | 16.00 |
| Proposed Height | | | 16.00 |
| Number of units allowed | | | 7 |
| Number of units proposed | | | 7 |
| Parking Area required | | 1 Car Per 100 Sq.mtr. | |
| Parking Area provided | | 1 Car Per 100 Sq.mtr. | |

COLOR INDEX

| | |
|---|---|
| EXISTING WORK | |
| PROPOSED WORK | |
| PROPOSED WORK COVERED AREA | |
| EXISTING (To be retained) | |
| EXISTING (To be demolished) | |

Area Statement

PARKING CALCULATION:

| Floor | Height | Area Sq.mtr. |
|---|---|---|
| Ground Floor | | 0.00 |
| Mezzanine Floor | | 0.00 |
| First Floor | | 0.00 |
| Second Floor | | 0.00 |
| Third Floor | | 0.00 |
| Total | | 0.00 |

SETBACK DETAIL:

| Setback | Side Setback | Front Setback | Rear Setback | Side1 Setback | Side2 Setback |
|---|---|---|---|---|---|
| Allowed | 1.00 | 1.00 | 1.00 | 1.00 | 1.00 |
| Provided | Side1 Setback: 1.00 Side2 Setback: 1.00 | 1.00 | 1.00 | 1.00 | 1.00 |

BASEMENT MARGIN DETAIL:

| Setback | Side Setback | Front Setback | Rear Setback | Side1 Setback | Side2 Setback |
|---|---|---|---|---|---|
| Allowed | 1.00 | 1.00 | 1.00 | 1.00 | 1.00 |
| Provided | Side1 Setback: 1.00 Side2 Setback: 1.00 | 1.00 | 1.00 | 1.00 | 1.00 |

Unit & Tenement Details (Table No 7):

| Floor | No. of Units | Type of Units (Dwelling Units/ Commercial/ Industrial) | Dwelling Units Size (Sq.mtr.) | Proposed FAR Area (Sq.mtr.) | Total built up area | Total FAR Area | Total Ground Coverage area | Carpet Area after deducting Common Area |
|---|---|---|---|---|---|---|---|---|
| Ground Floor | 1 | Shop | 43.8 | 43.8 | 131.48 | 131.48 | 131.48 | 43.8 |
| First Floor | 1 | Shop | 43.8 | 43.8 | 131.48 | 131.48 | 131.48 | 43.8 |
| Second Floor | 1 | Shop | 43.8 | 43.8 | 131.48 | 131.48 | 131.48 | 43.8 |
| Third Floor | 1 | Shop | 43.8 | 43.8 | 131.48 | 131.48 | 131.48 | 43.8 |
| Fourth Floor | 1 | Shop | 43.8 | 43.8 | 131.48 | 131.48 | 131.48 | 43.8 |
| Total | 5 | | 219.0 | 219.0 | 657.40 | 657.40 | 657.40 | 219.0 |

Building A (RESIDIAL)

| Name of the Floor | Total Built up Area (Sq.mtr.) | Dimensions (Area in Sq.mtr.) | | | | Deducted Area Head Name | Deducted Area (Sq.mtr.) | Total Net Area (Sq.mtr.) | Total FAR Area (Sq.mtr.) | Tenement type |
|---|---|---|---|---|---|---|---|---|---|---|
| | | Residential | Off | Shop | Residential | | | | | |
| Ground Floor | 131.48 | 0.00 | 0.00 | 131.48 | 0.00 | Stair | 5.00 | 126.48 | 126.48 | Shop |
| First Floor | 131.48 | 0.00 | 0.00 | 131.48 | 0.00 | Stair | 5.00 | 126.48 | 126.48 | Shop |
| Second Floor | 131.48 | 0.00 | 0.00 | 131.48 | 0.00 | Stair | 5.00 | 126.48 | 126.48 | Shop |
| Third Floor | 131.48 | 0.00 | 0.00 | 131.48 | 0.00 | Stair | 5.00 | 126.48 | 126.48 | Shop |
| Fourth Floor | 131.48 | 0.00 | 0.00 | 131.48 | 0.00 | Stair | 5.00 | 126.48 | 126.48 | Shop |
| Total | 657.40 | 0.00 | 0.00 | 657.40 | 0.00 | | 25.00 | 632.40 | 632.40 | 0 Units |
| Total in Square Meter | 657.40 | 0.00 | 0.00 | 657.40 | 0.00 | | 25.00 | 632.40 | 632.40 | 0.00 Units |
| Total in Sq.Ft. | 7.0764E+03 | 0.00 | 0.00 | 7.0764E+03 | 0.00 | | 269.10 | 6.8055E+03 | 6.8055E+03 | 0.00 Units |

SCHEDULE OF JOINERY

| Name | Width | Height | Nos |
|---|---|---|---|
| D (FLAT PANEL DOOR) | 1000 | 2100 | 12 |
| D1 (FLAT PANEL DOOR) | 1000 | 2100 | 6 |
| D2 (FLAT PANEL DOOR) | 1000 | 2100 | 6 |
| D3 (FLAT PANEL DOOR) | 1000 | 2100 | 6 |
| D4 (FLAT PANEL DOOR) | 1000 | 2100 | 6 |
| D5 (FLAT PANEL DOOR) | 1000 | 2100 | 6 |
| D6 (FLAT PANEL DOOR) | 1000 | 2100 | 6 |
| Total | | | 42 |

SCHEDULE OF JOINERY

| Name | Width | Height | Nos |
|---|---|---|---|
| D (FLAT PANEL DOOR) | 1000 | 2100 | 12 |
| D1 (FLAT PANEL DOOR) | 1000 | 2100 | 6 |
| D2 (FLAT PANEL DOOR) | 1000 | 2100 | 6 |
| D3 (FLAT PANEL DOOR) | 1000 | 2100 | 6 |
| D4 (FLAT PANEL DOOR) | 1000 | 2100 | 6 |
| D5 (FLAT PANEL DOOR) | 1000 | 2100 | 6 |
| D6 (FLAT PANEL DOOR) | 1000 | 2100 | 6 |
| Total | | | 42 |

UnitBUA Table for Building A (RESIDIAL)

| Floor | Unit Type | Unit No. | Unit Area | Carpet Area | No. of Rooms | No. of Tenements |
|---|---|---|---|---|---|---|
| Ground Floor | SHOP | SHOP | 43.80 | 43.80 | 0 | 0 |
| First Floor | SHOP | SHOP | 43.80 | 43.80 | 0 | 0 |
| Second Floor | SHOP | SHOP | 43.80 | 43.80 | 0 | 0 |
| Third Floor | SHOP | SHOP | 43.80 | 43.80 | 0 | 0 |
| Fourth Floor | SHOP | SHOP | 43.80 | 43.80 | 0 | 0 |