113 DT 7-9-24

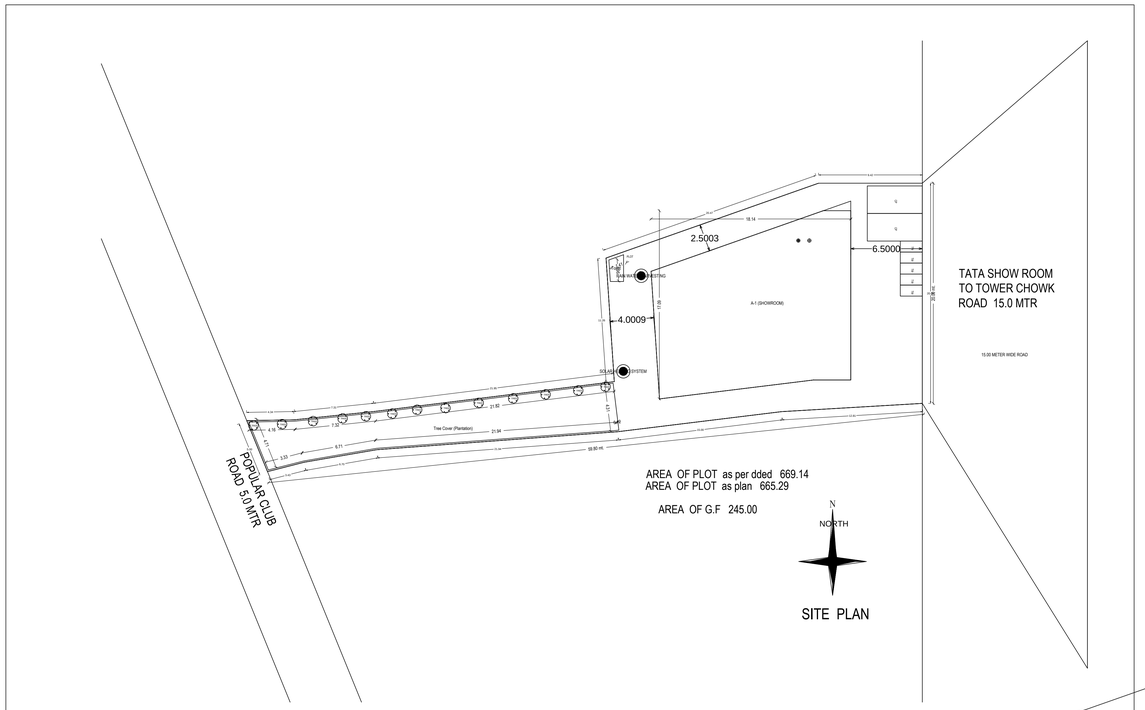

Project Title :PROPOSED COMMERCIAL BUILDING OF SRI MANOJ KUMAR BHAGAT AND SRI BINOD PRASAD BHAGAT

TITEL :-
PROPOSED GROUND FLOOR COMMERCIAL BUILDING OF SRI MANOJ KUMAR BHAGAT AND SRI BINOD PRASAD BHAGAT AT DUMKA

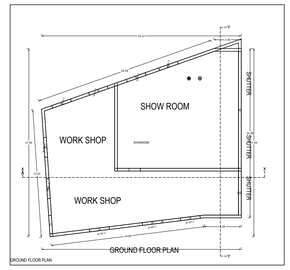

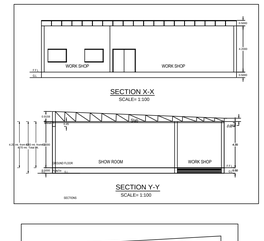

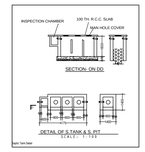

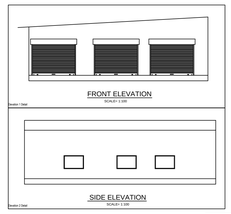

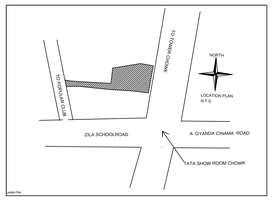

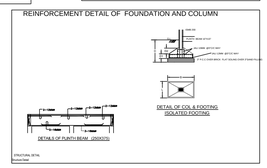

Space for Sanction Authority seal:-

SCHEDULE OF AREA

LAND DETAIL

MOUZA : DUMKA TOWN
PLOT NO- 635 ,2077
KHATA NO
WARD NO- 14

GENERAL SPECIFICATION

1. FOUNDATION :- R.C.C Footing is M-20 Mix & R.C.C S.O Beam, as per design.
2. STRUCTURE :- R.C.C Column & beam, slabs, lintes etc. shall be as M-20 concrete & R.C.C S.O Reinforcements as per design.
3. SUPER STRUCTURE:- 1st class Bricks in 2.4 CM for single B.W & 0.4 CM for half B.W. Cement Mortar (1:6).
4.PLASTER :-20 mm thick Exterior plaster in 1:5 C.M. 12mm thk Interior plaster in 1:6 CM & 5mm thk plaster in 1:4 CM over R.C.C.
5. FLOORING :- Floor finish with Vitrified tiles in all Rooms & Kitchen & anti skid tiles in Toilet & Marble skirting in all Rooms & Lobby.
6. PAINTING:- Two coats of Cement based water Proofing paint over Exterior walls & Putty finish in all Rooms & Lobby. Two coats of Enamel Paint over primeg coat on Doors, Window & Grills etc.
7.WATER PROOFING:- Approved quality of water proofing treatment will be provided in Roof & Toilet & Kitchen.

THIS IS TO CERTIFY THAT THE STRUCTURE DESIGN OF THE BUILDING WILL BE AS PER I.S. 1893/1984 & 4326/1993 MAKE THE SAME EARTH QUAKE RESISTANT

SCHEDULE OF OPENINGS(In mts)

TYPE	NOS	L	H	DESCRIPTION
D	1.219	2.133	01	TIMBER FRAME WITH DOOR
D1	0.914	2.133	01	TIMBER FRAME WITH DOOR
D2	0.762	2.133	01	TIMBER FRAME WITH DOOR
W	1.219	1.219	02	ALUMINIUM SLIDING & NETTING
W1	1.016	1.219	02	ALUMINIUM SLIDING & NETTING
W2	0.914	1.219	02	ALUMINIUM SLIDING & NETTING
V	0.610	0.610	01	ALUMINIUM SLIDING & NETTING
V1	0.914	0.610	01	ALUMINIUM SLIDING & NETTING

AREA STATEMENT DUMKA MAGAR PANCHAYAT		VARIATION NO. : 1.0.0
		APPROVAL DATE : 7/9/2024
PROJECT DETAIL		
Project : PROPOSED		Plot Use : Commercial
Region : AHARAHAT (ANGIKA CIVIL WORKS		Plot Sub-Use : Showroom
District : DUMKA		Land Use Zone : Commercial
Application Type : Permanent Principal Building		Building Status : Modify
Nature of Site : Plot Being Developed		Plot Area (sq.mt.) : 669.14
Nature of Development : New		Residential Density Net/Gross : Not
Location : Out Area		Area No. :
Plot No. : 635 ,2077		Holding No. :
Mouza/Mouza Name :		Village/City :
Khata No. :		Ward No. :
Road/Street :		Zone :
		Block :
		Sector :
AREA DETAILS		SQ.MT.
Total Plot Area (Minus ROW)	(A)	669.14
Net Plot Area (Minus Plot Area Deduction Non-Goals Plot area)	(A-Deductions)	669.14
Net Plot Area (Minus Plot Area Deduction Plot Area Under Road Widening Area)	(A-Deductions)	669.14
Total Area		1121.00
Total Plot Area (Net Plot Area + Remaining/Amenity space)	(A-Deductions)	547.86
Plot Area for Coverage (Net Plot Area)	(A-Deductions)	669.14
Plot Area for FAR (Net Plot Area + Road Widening Area)	(A-Deductions)	669.14
Total Number of Units		1
COVERAGE CHECK		
Permitted Coverage Area (50.00 %)		244.76
Proposed Coverage Area (36.60 %)		244.76
FAR CHECK		
Permitted Area of FAR		244.76
Proposed Area of FAR		244.76
FAR Proposed (FAR)		
Total Proposed Area		244.76
NORTH VIEW/ TOWARDS/FOR PROP		CHOWK
PARKING CHECK		
REQUIRED PARKING AUTHORITY		LOCAL BODY

COLOR INDEX

- PLOT BOUNDARY
- ABUTTING ROAD
- PROPOSED WORK (COVERAGE AREA)
- EXISTING (To be retained)
- EXISTING (To be demolished)

Color Index :
PARKING CALCULATION :

Parking Type	Prop No.	Prop Area
Car Parking Floor	1	12.50
Two Wheeler Parking	1	12.50
Total Area	2	25.00

WAIVER DETAIL :

Building / Wing Name	Road Name	Front Margin	Rear Margin	Side1 Margin	Side2 Margin
A-1 (SHOWROOM)	15.00 METER WIDE ROAD	4.00	2.00	2.00	2.00

Fire & Tarpaulin Details (Table No 7)

Building	No. of Same Bldg	Total Built Up Area (Sq.mt.)	Proposed FAR Area (Sq.mt.) Commercial	Total FAR Area (Sq.mt.)	Carpet Area after Deductions	Carpet Area after Total Tarpaulin
A-1(SHOWROOM)	1	244.76	244.76	244.76	225.76	225.76
Grand Total	1	244.76	244.76	244.76	225.76	225.76

CLIENT'S SIGNATURE :-

ARCHITECT/ LICENCE ENGINEER SIGNATURE :-

NOTES
ALL DIMENSION ARE IN MTR UNLESS MENTIONED OTHERWISE

SCALE 1:100

SHEET No.
1 / 1

Building A (SHOWROOM)

Floor Name	Total Built Up Area (Sq.mt.)	Proposed FAR Area (Sq.mt.) Commercial	Total FAR Area (Sq.mt.)	Carpet Area after Deductions
Residential	Sq.ft.	Sq.ft.	Sq.ft.	Sq.ft.
Total :	244.76	244.76	244.76	225.76
Total Number of Same Buildings :	1	1	1	1
Total :	244.76	244.76	244.76	225.76

SCHEDULE OF JONERY:

BLOCK NAME	NAME	LENGTH	HEIGHT	NOS
A (SHOWROOM)	D	1.00	2.10	01
A (SHOWROOM)	D1	0.90	2.10	01
A (SHOWROOM)	D2	0.75	2.10	01
A (SHOWROOM)	W3	0.90	1.20	01
A (SHOWROOM)	W4	0.60	1.20	01
Total :				05

SCHEDULE OF JONERY:

BLOCK NAME	NAME	LENGTH	HEIGHT	NOS
A (SHOWROOM)	V	1.00	1.20	06
Total :				06

PAPER SIZE A 1