Project Title :ALEXCIA MINZ

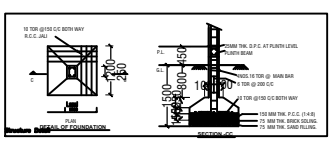

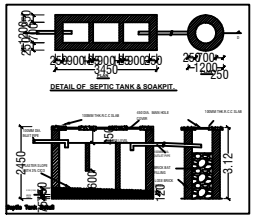

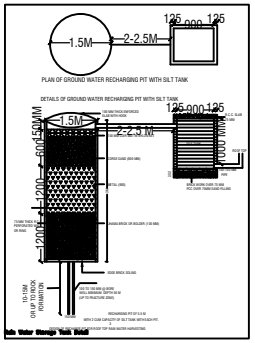

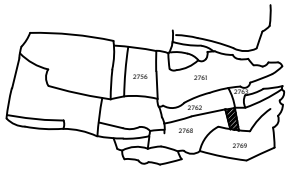

VILLAGE MAP
N.T.S.

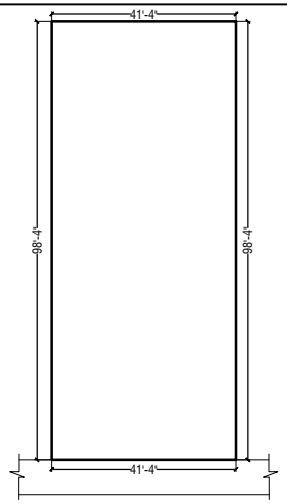

KEY PLAN
SCALE N.T.S.

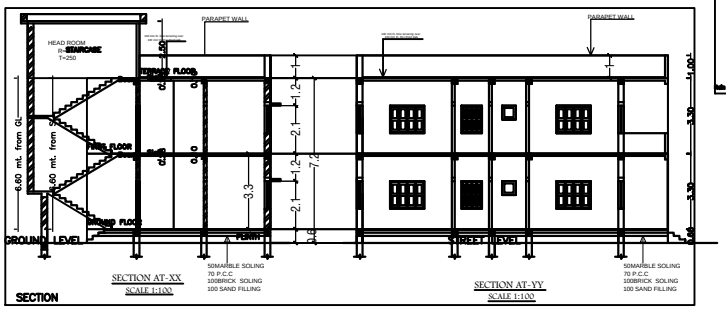

SECTION AT-XX
SCALE 1:100

SECTION AT-YY
SCALE 1:100

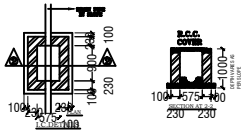

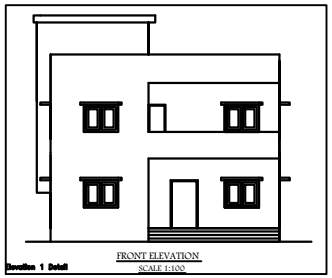

FRONT ELEVATION
SCALE 1:100

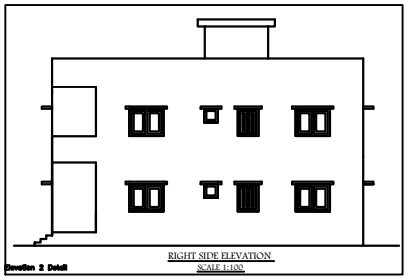

RIGHT SIDE ELEVATION
SCALE 1:100

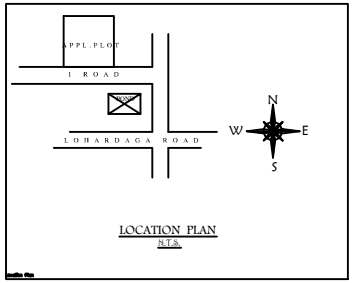

LOCATION PLAN
N.T.S.

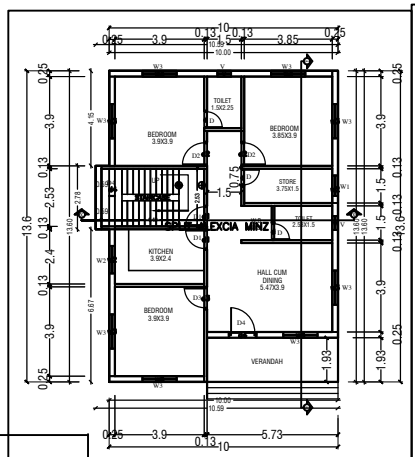

PROPOSED GROUND FLOOR PLAN
SCALE 1:100

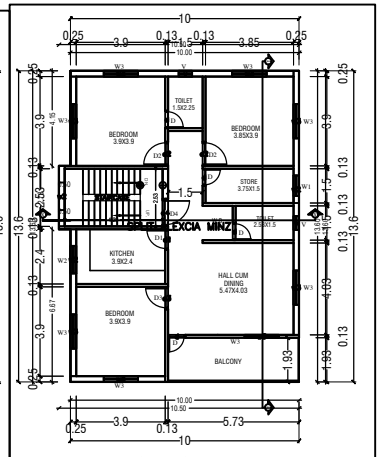

PROPOSED 1st FLOOR PLAN
SCALE 1:100

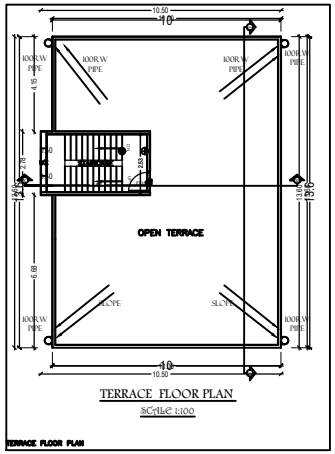

TERRACE FLOOR PLAN
SCALE 1:100

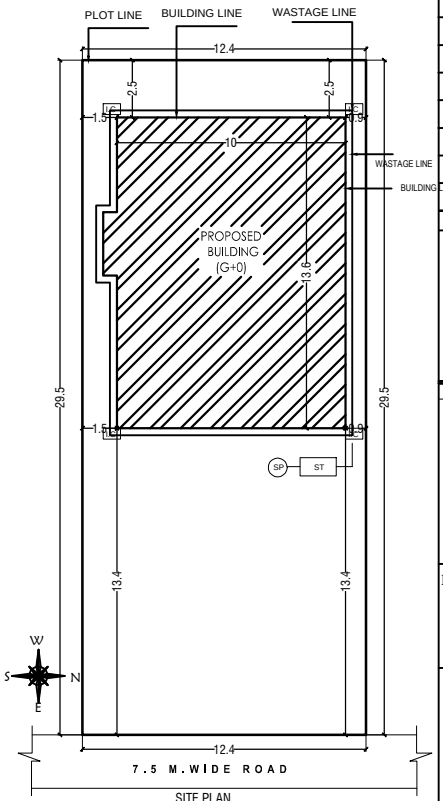

SITE PLAN
SCALE= 1:100

SCHEDULE OF OPENINGS

SL.NO.	TYPE	SIZE	DESCRIPTION
1.	D	750X2100	Sal wood chaukhat & Commercial Ply Shutter
2.	D1	900X2100	Sal wood chaukhat & Commercial Ply Shutter
3.	D2	975X2100	Sal wood chaukhat & Commercial Ply Shutter
4.	D3	1050X2100	Sal wood chaukhat & Commercial Ply Shutter
5.	V	600X600	Fully glazzed Al. Sliding window
6.	W	900X1200	Fully glazzed Al. Sliding window
7.	W1	900X1200	Fully glazzed Al. Sliding window
8.	W2	1350X1200	Fully glazzed Al. Sliding window

SPECIFICATION

1. R.C.C.(1:2:4) IN COLUMN FOUNDATION WITH R.C.C. TIE BEAM
2. SUPER STRUCTURE 1ST CLASS BRICK WORK IN C.M (1:6)
3. R.C.C (1:2:4) IN LINTEL CHAJJA, ROOF SLAB, STAIRCASE COLUMN E.T.C. AS PER DESIGN ENGINEER.
4. SAL WOOD CHAUKHAT IN DOORS & ALMUNIUM FRAME IN WINDOWS.
5. 12 MM CEMENT PLASTER IN C.M.(1:4) INSIDE & OUTSIDE WALL SURFACE.
6. 6MM CEMENT PLASTER IN C.M.(1:4) IN CEILING.
7. DOOR SHUTTER- COMMERCIAL PLY FLUSH DOOR SHUTTER.
8. WINDOW SHUTTER ALMUNIUM GLAZZED SLIDING PANNEL.
9. CERAMICS TILES FLOORING IN ALL ROOMS .
10. SNOWCEM FINISHING IN ALL ROOMS & OUT SIDE WALL.

AREA CALCULATION (in smt.)

TOTAL PLOT AREA = 245.84 smt

PLOT AREA AFTER R/W = 245.84 - 20.88 = 224.96 smt

GROUND FLOOR AREA = 127.29 smt

1st FLOOR AREA = 133.81 smt

TOTAL BUILT-UP AREA = 261.10 smt

F.A.R. ACHIVED = 261.10/245.84 = 1.06

GROUND COVERAGE = 127.29X100 / 224.96 = 56.58 %

PROPOSED RESIDENTIAL BUILDING FOR,
SMT.ALEXCIA MINZ
W/O- LATE NOAS MINJ
ON R.S. PLOT NO:- 1126,1127 , AT VILLAGE :- DUNDURIA
THANA:-GUMLA THANA NO:-44, KHATA NO:- 62+67,

DIST- GUMLA, JHARKHAND.

SIGNATURE OF APPLICANT'S :-

SIGNATURE OF ARCHITECT :-

A (ALEXCIA MINZ)