Project Title :KUNTI SAHU

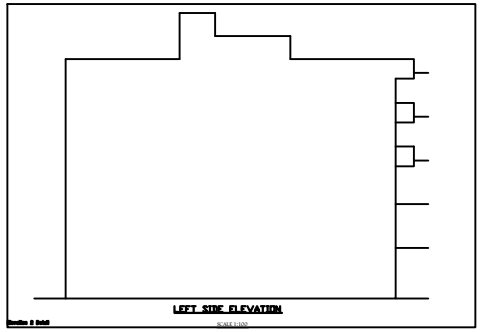

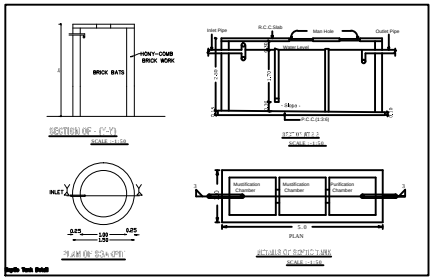

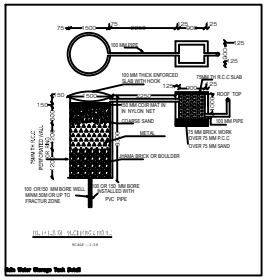

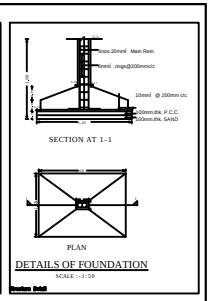

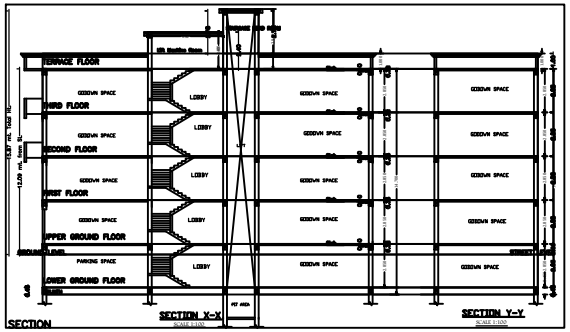

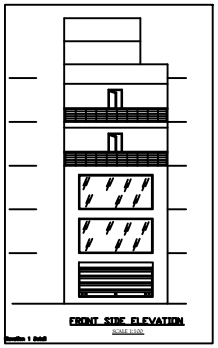

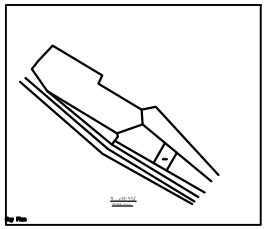

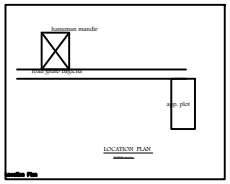

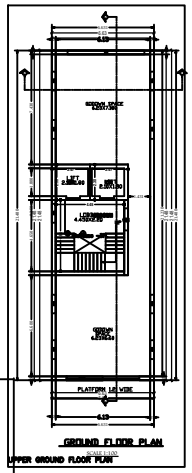

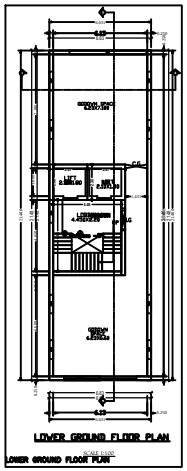

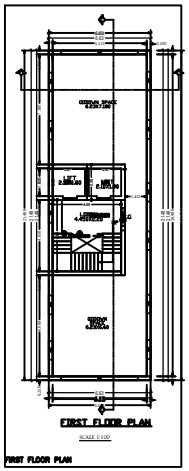

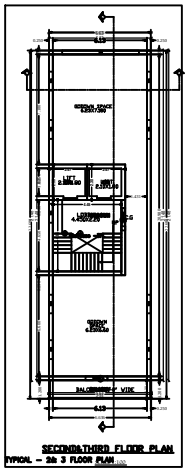

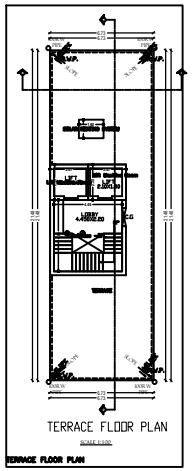

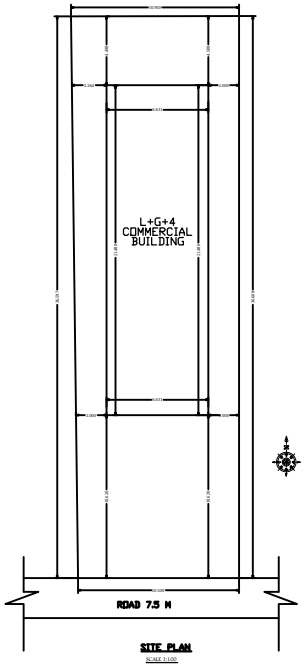

SEAL & SIGNATURE OF SANCTIONING AUTHORITY :–

GENERAL SPECIFICATION :–

1.FOUNDATION:- R.C.C. Footing in M-20 Mix & H.Y.S.D. Rein. as per design.
2.STRUCTURE:- Columns,Beams,Lintels,Slabs,Stairs etc. shall be in M-20 Concrete & H.Y.S.D. Reinforcement as per Design.
3.SUPER STRUCTURE:- 1st. Class Bricks in 1:4 CM for single B.W. & 1:6 CM For Double Brick work.
4.PLASTER:- 20mm thk. Exterior plaster in 1:6 CM, 12mm thk. Interior plaster in 1:6 CM & 6mm thk. Plaster in 1:4 CM over R.C.C.
5.FLOORING:- I.P.S. Flooring in Parking Area, Marble flooring in Kitchen& toilet & Mosaic tiles flooring in all Rooms & Lobby.
6.PAINTING:- Two coats of Cement based Water Proofing Paint over Exterior surfaces, Two coats of O.B.D. over interior wall Enamel Paint over priming coat on Doors,Windows&Grills etc.
7.WATER PROOFING:-Approved Water Proofing Treatmentover Terrace Floor & Down ato.

AMENITIES CALCULATION:–

SEPTIC TANK:–

Total No. of Users = 30 Person
Assuming waste accumulation of 0.10cum/capita/year(100ltr/capita/year)
Therefore Capacity of Septic Tank Required = 30 x 0.10 = 3 cum.
Assuming Cleaning Period of 6 Year, therefore
Max. Capacity of Septic Tank Required = 3x 6 = 18 cum.
Capacity of Septic Tank Provided = (5.0X2.0X2.5) = 25 cum.

OVER HEAD WATER TANK:–

Total No. of Users = 30 Person
Assuming Water Consumption of 135 ltr./capita/day, Therefore
Total Capacity of Water Tank Required = 30 x 135 = 4050 Liters =4.05cum.
PROVIDED CAPACITY OF TANKS 1.05X2.87X1.0 = 8.76 CUM.

FLOOR COVERED AREA CALCULATION

S.N	FLOOR	AREA	PROJECTION		Total Ded. Area	DEDUCTION				Total Deduction	TOTAL AREA (6-11)	REMARKS
			+Z	Projection		Height	Width	+Z	Nos			
1			-	-		-	-	-	-			
2	Stairs	140.64	-	-	140.64	-	-	2.70	0.55	25.27	115.37	
3	First	140.64	-	-	140.64	-	-	3.00	-	3.00	137.64	
4	Second	185.36	-	13.27	264.80	20.28	-	3.00	-	23.27	241.53	
5	Third	185.36	-	13.27	264.80	20.28	-	3.00	-	23.27	241.53	
6	Forth	185.36	-	13.27	264.80	20.28	-	3.00	-	23.27	241.53	
Total		839.20	-	13.27	1175.18	80.28	-	14.40	0.55	102.08	898.21	

SCHEDULE OF OPENING :–

S.NO.	TYPE	SIZE(in mm)	DESCRIPTION
DOORS:-			
	D-	1050 X 2100	SAL WOOD FRAME & TEAK WOOD PANELED DOOR SHUTTER.
	D-1	975 X 2100	
	D-2	900 X 2100	
	D-3	750 X 2100	
WINDOWS:-			
	W-	1350 X 1200	M.S. Z SECTION FRAMED PANNELD & GLAZED WINDOWS
	W-1	1200 X 1200	
	W-2	1050 X 1200	
	W-3	750 X 600	
VENTILATORS:-			
	V-	600 X600	M.S. ANGLE FRAMED & GLASS LOUVERED VENTILATORS.

NORTH

SCALES	NOTES
Plans, Elev. & Sec. :-1:100 Site & Drain Plan :-1:200 Foundation Plan & E.C. :-1:25 Septic Tank & Rech.Bore:-1:50	• ALL DIMENSIONS ARE IN MM UNLESS OTHERWISE MENTIONED • DO NOT SCALE MEASURE THE DRAWING • ONLY WRITTEN DIMENSIONS IN TO BE FOLLOWED

SHEET NO.-1

CLIENT:–

PROPOSED COMMERCIAL BUILDING FOR MRS. KUNTI SAHU, D/O CHURAMANI SAHU , R.S.PLOT NO:-1025,1020, KHATA NO. 370,4, THANA NO:0059, THANA-GUMLA SADAR, DIST.:- GUMLA (JHARKHAND)

Sign. of Owner/Attorney Holder	Sign. of ARCHITECT

A (KUNTI SAHU)